

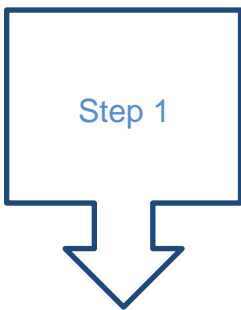
ECONOMICALLY DISTRESSED AREA CHECKLIST

Instructions: To meet the definition of an economically distressed area, applicants must meet at least one criterion in Step 1 and one criterion from Step 2. Please fill out this checklist, selecting the appropriate criteria for your project's benefit area, and include it in your EDA package.

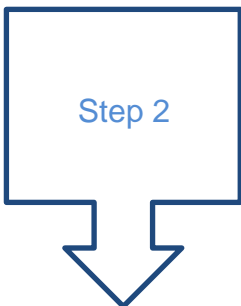
Applicant Name:

Project Name:

Program Name (reference Table 1):



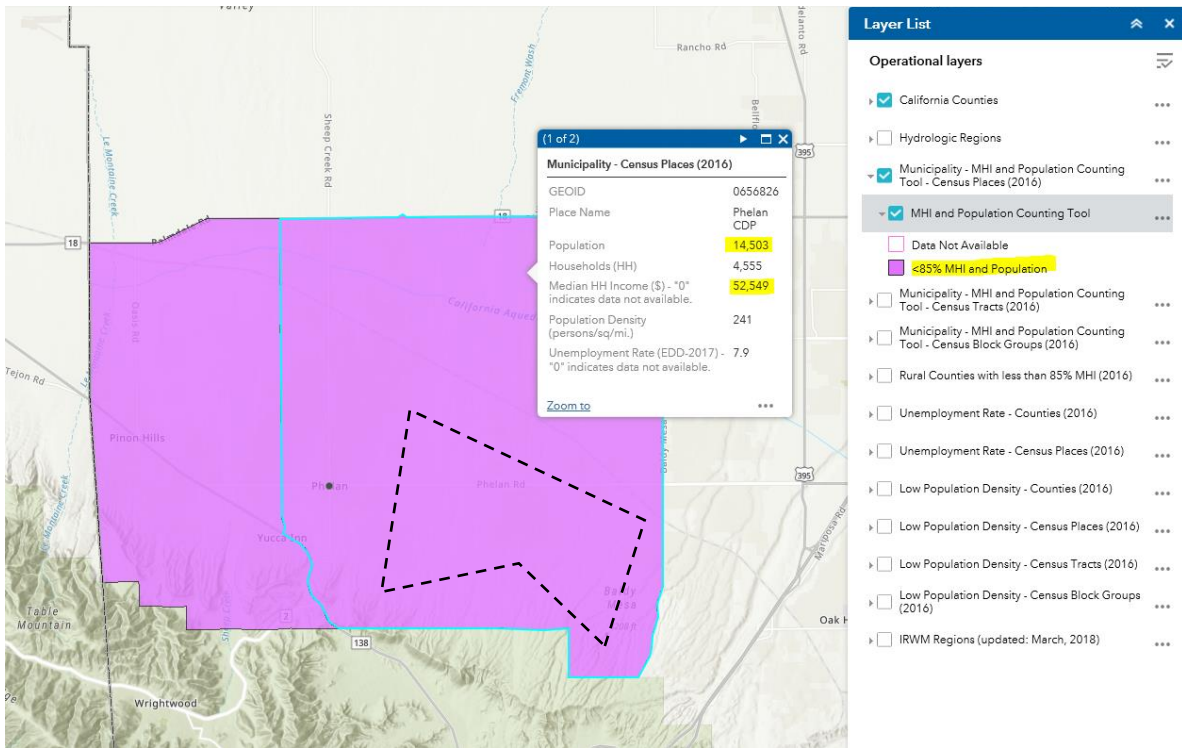
- An annual median household income (MHI) less than 85% of statewide median household income AND a population of 20,000 people or less.
Map Attached.
Median HH income:
Population:
- A rural county with MHI <85% of Statewide MHI.
Map Attached.
- A reasonably isolated and divisible segment of a larger municipality where the segment of the population is 20,000 people or less. **Provide justification** (3,000 characters or less):



-
- Financial Hardship. **Provide justification** (3,000 characters or less):
 - Unemployment rate at least 2% higher than statewide average
Map Attached.
Unemployment rate:
 - Low population density
Map Attached.
Population density:

Map Attachments for EDA Form

Step 1, Option 1: MHI of Phelan, CA, is <85% of Statewide MHI and Population is <20,000 people. Project benefit area is within the shaded region and shown with the dashed line.



Step 1, Option 1: MHI of Phelan, CA, is <85% of Statewide MHI and Population is <20,000 people. Project benefit area is within the shaded region and shown with the dashed line.

