


I AM READY

FLOOD PREPAREDNESS ACTIVITY BOOK



**US Army Corps
of Engineers®**

Hey, kids! The U.S. Army Corps of Engineers has created this fun activity book to help you prepare for floods. Flooding is a natural occurrence that can happen near waterways at any time. That can be a scary thought, but the better prepared you are, the safer you will be!


We want to help teach you and your family the best ways to be prepared. Our friend Lucy and her dog, Bingo, will help you get ready by doing fun activities like coloring, drawing, word searches and mazes.

Talk with your parents and teachers about flooding that could happen near you and what your plan should be. If you are not sure if flooding can happen near your home or school, there is an online activity that you can do with your parents and teachers in the back of this book to find out. Then, make an evacuation plan and an Emergency Kit so you and your family will be prepared and stay safe!

Have fun drawing, coloring and solving, but most importantly, share what you learn with your family and friends.



-Your friends at the U.S. Army Corps of Engineers

Hello! My name is Lucy. This is my pet dog, Bingo.



What is your name?

I live with my mom, dad, grandpa and Bingo. Can you color our family picture ?



Can you draw a picture of you and your family?

Important Fact: Did you know that each person needs a gallon of water per day? Have a grownup help you calculate how much water your family needs in its emergency kit.

How many people live in your home? _____

How many pets live in your home? _____

_____ people x 3 days = _____ gallons of water

_____ pet(s) x 3 days = _____ gallons of water

Flood Risk Word Search

M	G	Q	D	T	F	G	J	D	N	P	Z	N	N	B	K	O	H	L	G
T	T	P	I	E	G	X	Q	W	D	E	M	W	W	Q	T	N	U	N	S
I	B	D	E	H	S	R	E	T	A	W	W	O	W	O	L	V	C	N	F
K	Q	V	R	X	O	G	F	T	N	N	C	R	K	J	G	O	W	D	F
Y	P	Q	A	D	J	B	Z	F	P	I	L	D	B	S	Z	H	I	U	Y
C	G	J	F	L	C	S	O	N	B	A	V	T	C	Y	Y	I	N	P	I
N	R	Z	K	R	F	A	C	G	S	L	B	N	O	B	W	M	H	F	R
E	T	I	K	H	V	L	D	Y	K	P	C	O	G	X	S	P	P	R	Z
G	G	W	Z	J	D	S	K	R	T	D	H	D	E	E	A	M	W	T	U
R	G	B	Q	S	F	O	C	H	V	O	A	D	L	A	L	P	R	K	V
E	O	K	E	S	N	C	P	J	W	O	W	N	E	O	W	J	K	Q	E
M	Q	R	U	I	O	W	J	K	E	L	F	U	V	K	E	Q	Z	W	B
E	V	K	M	A	I	C	O	P	M	F	L	O	A	M	A	H	W	K	X
A	A	P	U	J	T	L	E	T	Q	K	E	R	T	U	A	D	Q	C	Z
B	O	Z	D	D	A	P	Q	O	B	Q	V	A	I	X	B	T	Y	C	I
S	L	U	X	F	U	K	H	J	F	I	N	N	O	V	K	M	X	Y	L
A	B	A	R	P	C	C	I	L	A	J	F	R	N	Y	L	N	R	X	I
O	D	S	W	M	A	X	E	Z	T	O	M	U	Q	N	X	R	O	Y	I
E	A	Q	P	B	V	A	U	Z	M	I	R	T	J	Q	G	M	J	C	Z
H	H	Z	A	W	E	L	R	J	I	J	Y	G	S	C	H	I	S	I	J

EVACUATION

EMERGENCYKIT

TURNAROUND

DONTDROWN

WATERSHED

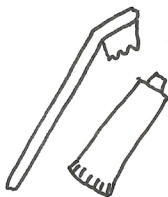


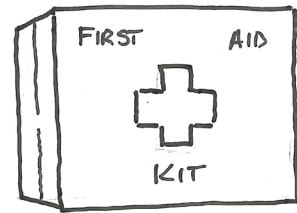
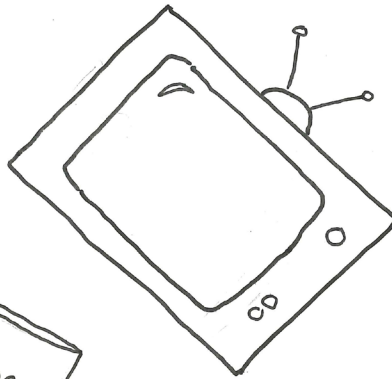

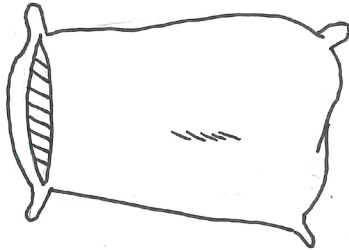

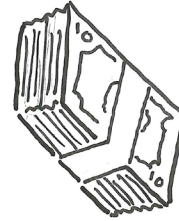


ELEVATION

FLOODPLAIN

Lucy lives in a townhouse in a community near a lake. Can you draw a picture of your home?

Do you live near a river, stream or lake? If so, add that to your drawing.

Circle the items that should go in your flood emergency kit (backpack).



1. Cash
2. Water
3. Corn
4. Blanket
5. Pillow
6. First Aid Kit
7. Flashlight
8. Battery
9. Dog Food
10. Toothbrush & Toothpaste
11. Toilet Paper

Emergency Kit Word Search

L	B	X	W	Z	H	S	E	I	R	E	T	T	A	B	E	O	Y	U	X
K	P	S	X	Q	H	F	C	H	K	X	W	G	Y	O	N	X	B	W	W
I	G	H	J	E	E	J	M	S	H	G	P	R	W	I	I	P	M	P	V
O	X	G	M	T	M	K	I	K	M	E	H	U	L	O	C	E	Q	T	N
C	M	V	I	B	N	E	J	D	T	Q	Z	Z	F	R	I	X	F	S	Q
S	C	Y	D	P	D	K	J	H	O	Z	O	E	T	A	D	C	P	G	F
Y	P	H	L	T	Q	P	G	K	Q	G	O	Q	N	D	E	U	A	I	E
N	L	D	Q	A	G	I	B	K	N	S	V	A	Y	I	M	Z	O	T	B
G	Z	Z	V	G	L	L	P	I	K	X	S	A	Z	O	N	P	S	Q	B
K	Y	G	X	H	K	J	H	O	N	T	K	Q	P	V	L	P	U	K	J
V	R	I	S	U	M	T	O	P	E	R	G	B	M	G	B	Z	W	R	B
G	Q	A	H	D	O	B	B	K	E	R	R	M	S	C	A	S	H	H	G
H	L	S	W	L	B	D	N	T	F	P	X	A	U	O	S	G	D	Y	I
F	Q	E	C	J	Q	A	A	B	I	B	N	R	H	S	Z	L	T	Q	C
F	X	S	I	N	L	W	P	L	E	I	O	S	K	M	N	Z	E	T	D
C	B	E	T	B	H	L	L	J	T	I	M	B	P	E	A	A	Y	Q	D
D	N	M	L	R	D	O	Q	I	F	W	A	R	J	A	W	C	D	Y	E
X	F	A	P	G	W	O	Z	C	H	E	H	I	F	F	Y	I	J	M	T
A	P	G	K	S	G	E	M	L	Y	V	L	U	Y	P	T	D	M	Y	T
T	M	V	B	Q	R	D	J	V	I	H	E	S	T	Y	T	J	I	A	W

SOAP

MEDICINE

CASH

BLANKETS

SANITIZER

FLASHLIGHT

GAMES

CLOTHING

BATTERIES

RADIO

BOOKS

WATER


PILLOWS

It is raining a lot, and there was a flood warning alert on the radio! Lucy and her family put their emergency kit in the trunk. Now, they are riding in the car to get to a safe place on high ground.




Help Lucy and her family follow a safe route to get through the flood to a safe place!

Your safe place should be on high ground away from low areas that could flood.



Hooray! Lucy and her family made it safely to high ground!



Thanks for playing with us!

If you see flood water, do not try to cross it. Get to high ground. Have a plan for where to go, and build an emergency kit. Are you ready?

In case of an emergency

My family name: _____

My phone number: _____

My address: _____

Mother's phone: _____

Father's phone: _____

Other (relationship): _____

Out of town contact name: _____

Out-of-town contact phone number: _____

Meeting place (high ground): _____

Emergency phone numbers (doctor, veterinarian, other family members, etc.):

My emergency kit is located: _____

Additional important information (medicine I need, address of my school, etc.): _____

Do you want more information? Try this website:

www.ready.gov

Note to Grownups:

This is a fun activity book to help your children understand some of the basic actions you might take in the event of a flood. Floods are the most common and widespread of all natural disasters. You may be concerned that talking about flooding could upset your child, but kids know that disasters like floods can happen. It makes them feel better to know that the adults who care for them are prepared. Additionally, children feel safer when they know what to do to stay safe during a flood.

Following a disaster, basic services — electricity, water, gas, telephones — may be cut off for days. Or, you may have to evacuate at a moment's notice. You probably won't have time to shop or search for the supplies you'll need. Gather the supplies you'll need to deal with the situation now, before disaster strikes.

Action Steps for Adults

Plan an activity with children to put together disaster supplies kits.

At home, your kits should contain:

- One gallon of water per person per day
- Non-perishable food: ready-to-eat canned meats, fruits and vegetables; canned juices, milk and soup; sugar, salt and pepper; high energy foods such as peanut butter, jelly, crackers, nuts, health food bars, trail mix; comfort foods such as cookies, hard candy and sweetened cereal. Don't forget a non-electric can opener!
- A first aid kit that includes your family's prescription medications (ask your doctor about proper ways to store medicine)
- Emergency supplies and tools including a battery-operated radio, flashlight and plenty of extra batteries
- One change of clothing and footwear per person, and one blanket or sleeping bag per person
- Sanitation supplies: toilet paper, soap, personal hygiene items
- Special items for infant, elderly or disabled family members
- An extra set of car keys and cash, traveler's checks and a credit card

Store enough supplies to last at least three days. Keep them in sturdy, easy-to-carry containers such as backpacks, duffle bags or covered trash containers. Store your kits in a safe, convenient place known to all family members — preferably in a cool, dry, dark place. Keep a smaller version of this kit in the trunk of your car. You should also keep important family documents in a waterproof container.

In the classroom, your kit should contain:

- class roster
- first aid kit
- battery-operated radio
- work gloves
- flashlights
- extra batteries
- non-perishable food items; crackers, cookies, trail mix
- plastic trash bags
- other items as your school requires

Ask children to help you remember to keep your kits in working order: change the water and food every six months; replace batteries at least twice a year. You might have them make calendars or posters with these dates marked on them. And ask children to think of items that they would like to include in their own disaster supplies kit, such as books or games or appropriate non-perishable food items.

We hope you enjoyed this book with your child(ren), and take the steps to get ready and stay safe!

Answer Key:

Word Search #1

T	-	-	-	-	-	-	-	-	-	-	N	-	-	-	-	-	-	-	-
I	-	D	E	H	S	R	E	T	A	W	O	-	-	-	-	-	-	-	-
K	-	-	-	-	-	-	-	-	-	N	R	-	-	-	-	-	-	-	-
Y	-	-	-	-	-	-	-	-	-	I	D	-	-	-	-	-	-	-	-
C	-	-	-	-	-	-	-	-	-	A	T	-	-	-	-	-	-	-	-
N	-	-	-	-	-	-	-	-	-	L	N	-	-	-	-	-	-	-	-
E	-	-	-	-	-	-	-	-	-	P	O	-	-	-	-	-	-	-	-
G	-	-	-	-	-	-	-	-	-	D	D	E	-	-	-	-	-	-	-
R	-	-	-	-	-	-	-	-	-	O	N	L	-	-	-	-	-	-	-
E	-	-	-	-	N	-	-	-	-	O	U	E	-	-	-	-	-	-	-
M	-	-	-	-	O	-	-	-	-	L	O	V	-	-	-	-	-	-	-
E	-	-	-	-	I	-	-	-	-	F	R	A	-	-	-	-	-	-	-
-	-	-	-	-	T	-	-	-	-	-	A	T	-	-	-	-	-	-	-
-	-	-	-	-	A	-	-	-	-	-	N	I	-	-	-	-	-	-	-
-	-	-	-	-	U	-	-	-	-	-	R	O	-	-	-	-	-	-	-
-	-	-	-	-	C	-	-	-	-	-	A	N	-	-	-	-	-	-	-
-	-	-	-	-	A	-	-	-	-	-	R	I	-	-	-	-	-	-	-
-	-	-	-	-	V	-	-	-	-	-	U	O	-	-	-	-	-	-	-
-	-	-	-	-	E	-	-	-	-	-	T	N	-	-	-	-	-	-	-

Word Search #2

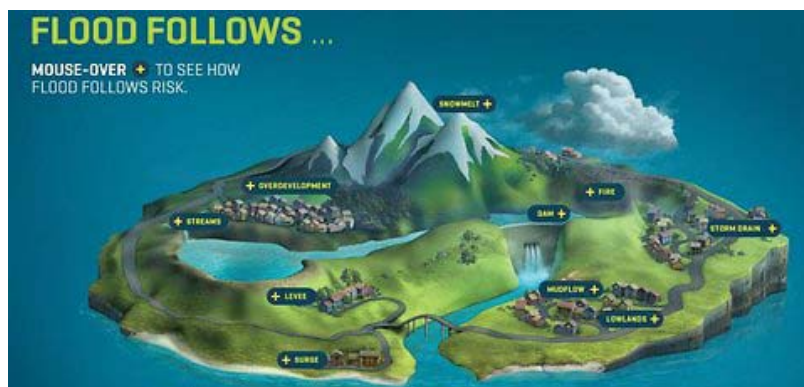
[illegible]



Flood Risk and Flood Hazard Education

Introduction:

Flooding is a serious environmental reality that can cause significant damage to homes and the environment. The effects that flooding can have on individuals and communities makes it vital to understand the potential risk and make necessary preparations for mitigating the impacts of flooding. In order to find out if you are living in a flood risk zone and to determine a safe evacuation plan, please follow the directions below.



Exercise:

1. Open the web browser to <http://floodtools.com/Home.aspx>
2. At the bottom of the page next to a box that reads "Map Your Flood Risk" input your current home address and click "Go"
3. After accepting the terms and conditions, a map with the location of your home will appear. The box located on the left-hand side of the screen entitled "Map My Risk" will allow you to explore your area and its potential risks in several different formats. By selecting the tab entitled "Floodplains" you will see what areas could potentially be flooded based upon their flood risk history and location in the floodplain. By selecting the "Flood Risk" tab, you will see the level of risk your specific home/school/office is currently facing and locate a safe evacuation area, outside of the floodplain in case of a flood. On the right hand side of the screen, more valuable information is provided on potential cost risks, flood claims, and exact elevation information.
4. Once you have located your home/school/office and understand the flood risk at that location, the Army Corps facilitators will then help you map out an individualized evacuation plan for you and your family to get to/meet at a safe location.
5. If you provide us with your email, we will email your flood map evacuation plan directly to you to include information on creating/purchasing flood emergency kits!

What to plan for:

You'll need to plan for two situations: Remaining in your home/school/office after a disaster or evacuating to a safer location.

Have a three-day supply of food and water on hand -- plan for at least one gallon of water per person per day and food that will not spoil.

Keep a manual can opener and emergency tools including a fire extinguisher, battery-powered radio, flashlight and plenty of batteries.



Checklist:

Be sure to gather the following items to ensure your family's basic comfort and well-being in case of emergency evacuation.

- Cash -- banks and ATMs may not be open or available for extended periods.
- Water -- at least one gallon per person, per day for three to seven days, plus water for pets.
- Food -- at least enough for three to seven days, including: Non-perishable, packaged or canned food and juices, food for infants and the elderly, snack food, non-electric can opener, vitamins, paper plates, plastic utensils.
- Radio -- battery powered and [NOAA weather radio](#) with extra batteries.
- Blankets, pillows etc.
- Clothing -- seasonal, rain gear/ sturdy shoes.
- First Aid Kit -- plus medicines, prescription drugs.
- Special items -- for babies and the elderly, including medicine(s), formula, bottles and baby food.
- Toiletries -- hygiene items, moisture wipes, sanitizer.
- Flashlight(s) and batteries.
- Toys, books, games.
- [Pet care](#) items, proper identification, immunization records, ample food and water, medicine, a carrier or cage, leash.

More information can be found at the hyperlinks below:



