# Bulletin 132-19
# Appendix B

# Data and Computations Used to Determine 2020 Water Charges

STATE OF CALIFORNIA – CALIFORNIA NATURAL RESOURCES AGENCY

**GAVIN NEWSOM**, *Governor*

**DEPARTMENT OF WATER RESOURCES**
1416 NINTH STREET, P.O. BOX 942836
SACRAMENTO, CA 94236-0001
(916) 653-5791

August 10, 2019

State Water Project Water Contractors:

We have completed the annual review and redetermination of all water supply and financial aspects of the State Water Project (SWP) as required by the Water Supply Contracts. This report presents the data and computations used by the State of California in determining the SWP water contractors' Statements of Charges to be paid in calendar year 2020.

The information contained herein is published in compliance with Article 22(f) and Article 29(e) of the Water Supply Contracts.

The report, Bulletin 132-19, Appendix B, will also be published as part of the Department of Water Resources' Bulletin 132-19.

Sincerely,

Pedro Villalobos, Chief
State Water Project Analysis Office

# Appendix B
# Data and Computations
# Used to Determine 2020 Water Charges

## Contents


| | Page |
|---|---|
| Types of Water Charges | B-1 |
| Composition and Timing of Water Charges | B-4 |
| Bases for Allocating Reimbursable Costs among SWP Water Contractors | B-7 |
| Capital and Minimum OMP&R Costs | B-7 |
| Variable OMP&R Costs | B-10 |
| Water Conveyance | B-11 |
| Bases for Reimbursable Costs | B-13 |
| Capital Costs | B-13 |
| Annual Operating Costs | B-15 |
| Transportation and Devil Canyon-Castaic Contract Costs | B-15 |
| Conservation Capital and Operating Costs | B-16 |
| Project Water Charges | B-16 |
| Transportation Charges | B-16 |
| Delta Water Charges | B-21 |
| Water System Revenue Bond Surcharge | B-21 |
| Total Water Charges | B-21 |
| Equivalent Total Water Charges | B-21 |
| Equivalent Water Costs by Reach | B-24 |
| East Branch Enlargement Charges | B-24 |
| East Branch Extension Charges | B-26 |
| South Bay Aqueduct Enlargement Charges | B-26 |
| Short-term Agreements | B-26 |
| Municipal Water Quality Investigations | B-26 |
| Feasibility Study | B-27 |
| Delta Programs | B-28 |
| Sites Reservoir | B-29 |

# Figures

Page

**B-1** Relationships of Data Used to Substantiate Statements of Charges ..... B-2

**B-2** Relationships of Data Used to Substantiate East Branch Enlargement Charges ..... B-3

**B-3** Composition of Delta Water Charge and Transportation Charge ..... B-5

**B-4** Repayment Reaches and Descriptions ..... B-8

# Tables

Page

**1** Summary of Permanent Aqueduct Capacity Transfers ..... B-10

**2** Project Purpose Cost Allocation Factors ..... B-14

**3** Criteria for Amortizing Capital Costs of Transportation Facilities ..... B-17

**4** Minimum OMP&R Costs of Reach 31A Assigned Directly to Kern County Water Agency ..... B-18

**5** Summary of 2018 Off-Aqueduct Power Facility Charges and Credits ..... B-19

**6** Projected Charges for Off-Aqueduct Power Facilities ..... B-19

**7** Kilowatt-Hour per Acre-Foot Factors for Allocating Off-Aqueduct Power Facility Costs ..... B-20

**8** Extra Peaking Charges for Additional Power, by Pumping Plant ..... B-22

**9** Extra Peaking Charges for Additional Power, by Contractor ..... B-23

**10** Determination of Factors for Distributing Capital and Minimum OMP&R Costs of East Branch Enlargement Facilities among Participating Contractors ..... B-25

**11** South Bay Aqueduct Enlargment Debt Service for 2020 ..... B-26

**12** Factors for Distributing Minimum OMP&R Costs of the East Branch Extension Facilities ..... B-27

**13** East Branch Extension Facilities Debt Service for 2020 ..... B-28

# Computational Tables


| | | Page |
|---|---|---|
| **B-1** | Factors for Distributing Reach Capital Costs Among Contractors | B-30 |
| **B-2** | Factors for Distributing Reach Minimum OMP&R Costs Among Contractors | B-32 |
| **B-3** | Power Costs and Credits, Transmission Costs and Annual Replacement Deposits for Each Aqueduct Pumping and Power Recovery Plant | B-34 |
| **B-4** | Maximum Contractual Table A Amounts | B-38 |
| **B-5A** | Annual Water Quantities Delivered from Each Aqueduct Reach to Each Contractor | B-42 |
| **B-5A-Adj** | Annual Water Quantity Adjustments to Water Delivered from Each Aqueduct Reach to Each Contractor | B-64 |
| **B-5B** | Annual Water Quantities Delivered to Each Contractor | B-70 |
| **B-6** | Annual Water Quantities Conveyed through Each Pumping and Power Recovery Plant of Project Transportation Facilities | B-74 |
| **B-7** | Reconciliation of Capital Costs Allocated to Water Supply and Power Generation | B-84 |
| **B-8** | SWP Capital Costs of Requested Delivery Structures | B-85 |
| **B-9** | Capital Costs of Requested Excess Peaking Capacity | B-86 |
| **B-10** | Capital Costs of Each Aqueduct Reach to be Reimbursed through Capital Cost Component of Transportation Charge | B-88 |
| **B-11** | Minimum OMP&R Costs of Each Aqueduct Reach to be Reimbursed through Minimum OMP&R Component of Transportation Charge | B-96 |
| **B-12** | Variable OMP&R Costs to be Reimbursed through Variable OMP&R Component of Transportation Charge | B-106 |
| **B-13** | Capital and Operating Costs of Project Conservation Facilities to be Reimbursed through Delta Water Charge | B-110 |
| **B-14** | Capital Costs of Transportation Facilities Allocated to Each Contractor | B-112 |
| **B-15** | Capital Cost Component of Transportation Charge for Each Contractor | B-116 |
| **B-16A** | Minimum OMP&R Component of Transportation Charge for Each Contractor | B-120 |
| **B-16B** | Minimum OMP&R Component of Transportation Charge for Each Contractor for Off-Aqueduct Power Facilities | B-124 |
| **B-17** | Unit Variable OMP&R Component of Transportation Charge | B-128 |

**B-18** Variable OMP&R Component of Transportation Charge for Each Contractor ..... B-134

**B-19** Total Transportation Charge for Each Contractor ..... B-138

**B-20A** Calculation of Delta Water Rates ..... B-142

**B-20B** Delta Water Rates by Facility ..... B-143

**B-21** Total Delta Water Charge for Each Contractor ..... B-144

**B-22** Water System Revenue Bond Surcharge for Each Contractor ..... B-148

**B-23** Total Transportation and Delta Water Charge for Each Contractor ..... B-152

**B-24** Equivalent Unit Charge for Water Supply for Each Contractor ..... B-156

**B-25** Equivalent Unit Transportation Costs of Water Delivered from or through Each Aqueduct Reach ..... B-157

**B-26** Capital Costs of Each Aqueduct Reach to be Reimbursed through the Capital Cost Component of the East Branch Enlargement Transportation Charge Phase 1 and Phase 2 ..... B-158

**B-27** Minimum OMP&R Costs of Each Aqueduct Reach to be Reimbursed through Minimum OMP&R Component of the East Branch Enlargement Transportation Charge Phase 1 and Phase 2 ..... B-160

**B-28** Capital Costs of East Branch Enlargement Transportation Facilities Allocated to Each Contractor Phase 1 and Phase 2 ..... B-162

**B-29** Capital Cost Component of East Branch Enlargement Facilities Transportation Charge for Each Contractor ..... B-163

**B-30** Minimum OMP&R Component of East Branch Enlargement Facilities Transportation Charge for Each Contractor ..... B-164

**B-31** Total East Branch Enlargement Facilities Transportation Charge for Each Contractor ..... B-165

# State Water Project Water Contractors

The State Water Project water contractors are listed below, followed by shortened forms of their names that are used in Bulletin 132.

| | |
|---|---|
| Alameda County Flood Control and Water Conservation District, Zone 7 | Alameda-Zone 7 |
| Alameda County Water District | Alameda County |
| Antelope Valley-East Kern Water Agency | AVEK |
| City of Yuba City | Yuba City |
| Coachella Valley Water District | Coachella |
| County of Butte | Butte |
| County of Kings | Kings |
| Crestline-Lake Arrowhead Water Agency | Crestline |
| Desert Water Agency | Desert |
| Dudley Ridge Water District | Dudley Ridge |
| Empire West Side Irrigation District | Empire |
| Kern County Water Agency | Kern |
| Littlerock Creek Irrigation District | Littlerock |
| The Metropolitan Water District of Southern California | Metropolitan |
| Mojave Water Agency | Mojave |
| Napa County Flood Control and Water Conservation District | Napa |
| Oak Flat Water District | Oak Flat |
| Palmdale Water District | Palmdale |
| Plumas County Flood Control and Water Conservation District | Plumas |
| San Bernardino Valley Municipal Water District | San Bernardino |
| San Gabriel Valley Municipal Water District | San Gabriel |
| San Gorgonio Pass Water Agency | San Gorgonio |
| San Luis Obispo County Flood Control and Water Conservation District | San Luis Obispo |
| Santa Barbara County Flood Control and Water Conservation District | Santa Barbara |
| Santa Clara Valley Water District | Santa Clara |
| Santa Clarita Valley Water Agency[a] | Santa Clarita |
| Solano County Water Agency | Solano |
| Tulare Lake Basin Water Storage District | Tulare |
| Ventura County Watershed Protection District | Ventura |

[a] Castaic Lake Water Agency's SWP Water Supply Contract was transferred to Santa Clarita Valley Water Agency effective November 2, 2018.

# Appendix B
# Data and Computations
# Used to Determine 2020 Water Charges

The State of California, acting by and through the Department of Water Resources (DWR), annually furnishes Statements of Charges to the 29 State Water Project (SWP or Project) water contractors. Article 29(e) of the *Standard Provisions for Water Supply Contract*, approved August 3, 1962, describes those statements:

> "All such statements shall be accompanied by the latest revised copies of the document amendatory to Article 22 and of Tables B, C, D, E, F, and G of this contract, together with such other data and computations used by the State in determining the amounts of the above charges as the State deems appropriate."

To comply with Article 29(e), DWR performs an annual comprehensive review and redetermination of all water supply and financial aspects of the SWP for the entire project repayment period. This annual redetermination is performed in accordance with Article 22(f) and Article 28 of the water supply contracts, which concern the Delta Water Rate and annual transportation charges, respectively.

Appendix B includes data used to document the redetermination of water charges to be paid by SWP water contractors during calendar year 2020. The information is based on established data about the SWP, both known and projected, as of June 2019; however, small volumes of water may be reclassified over time pursuant to water supply contract provisions. If research requires more current data than was available at the time of production of Bulletin 132, please contact the State Water Project Analysis Office. Where applicable, the projected data values shown in this appendix are shaded and the bill year data are in **bold** type.

The computational procedures and interrelationships between tabulations in this appendix are outlined on *Figures B-1* and *B-2*. All tables referenced on *Figures B-1* and *B-2* follow this text.

## Types of Water Charges

Charges to SWP water contractors include the costs of facilities for the conservation and development of a water supply and the conveyance of such supply to SWP service areas. These facilities are classified as "Project Conservation Facilities" and "Project Transportation Facilities" in the *Standard Provisions for Water Supply Contract*. Names of the main facilities in each classification follow.

Project Conservation Facilities

- Frenchman Dam and Lake
- Grizzly Valley Dam and Lake Davis
- Antelope Dam and Lake
- Oroville Dam and Lake Oroville
- Oroville power facilities
- Delta facilities
- Suisun Marsh facilities
- Yolo Bypass
- A portion of the California Aqueduct from the Delta to Dos Amigos Pumping Plant
- Sisk Dam, San Luis Reservoir, and Gianelli Pumping-Generating Plant

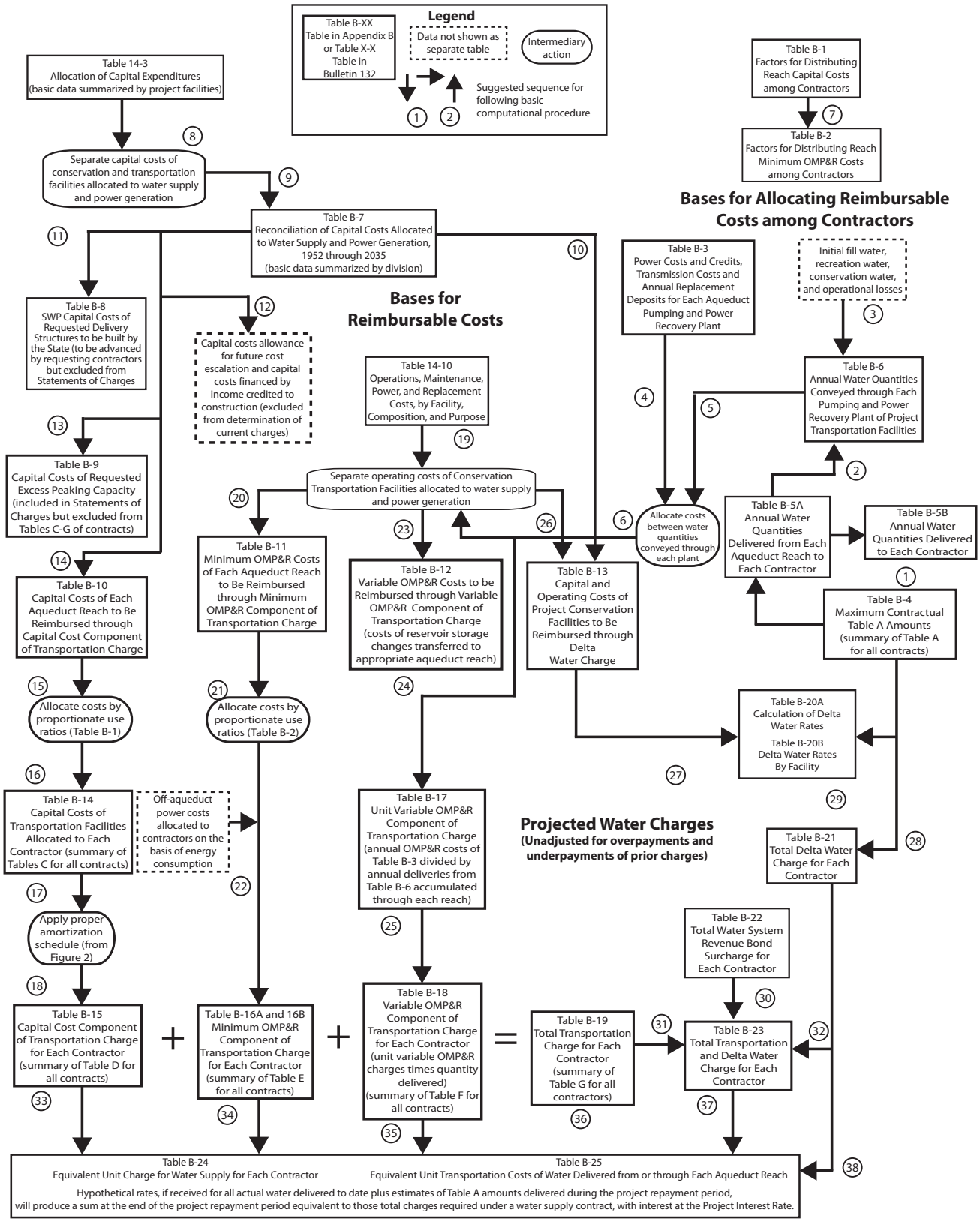


**Figure B-1 Relationships of Data Used to Substantiate Statements of Charges**

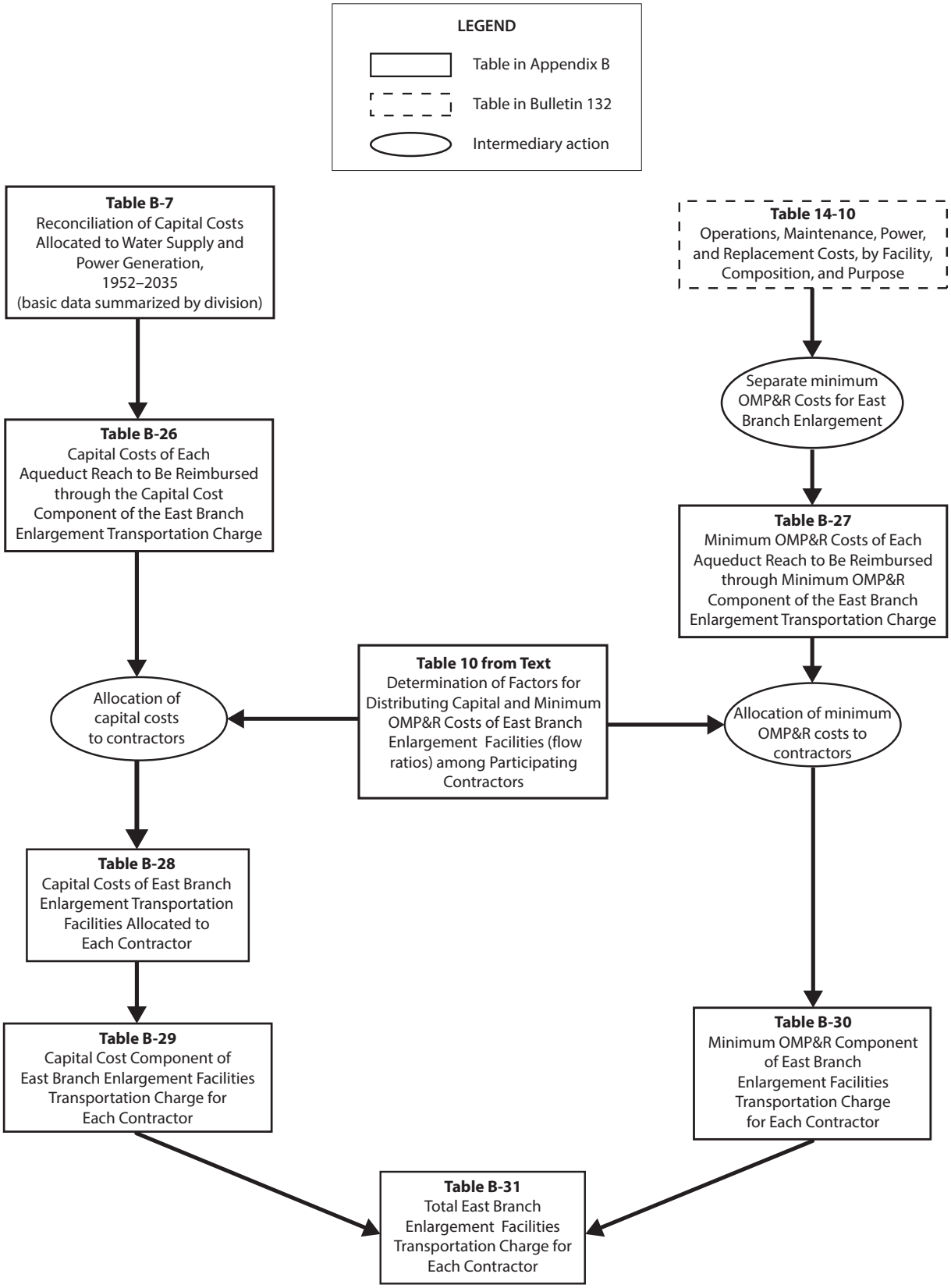


**Figure B-2 Relationships of Data Used to Substantiate East Branch Enlargement Charges**

Project Transportation Facilities

- Grizzly Valley Pipeline
- North Bay Aqueduct
- South Bay Aqueduct, including Del Valle Dam and Lake del Valle
- the remainder of the California Aqueduct from the Delta to Dos Amigos Pumping Plant and all facilities south, including dams and lakes in Southern California
- Off-Aqueduct Power Facilities (Reid Gardner Unit No. 4, Bottlerock Powerplant, and South Geysers Powerplant)

The standard provisions provide for a Delta Water Charge and a Transportation Charge for project water.

The Delta Water Charge is a unit charge applied to each acre-foot of SWP water the SWP water contractors are to receive, in accordance with their contracts. The unit charge, if applied to each acre-foot of all such allocations for the remainder of the project repayment period, is calculated to result in repayment of all outstanding reimbursable costs of the Project Conservation Facilities, with appropriate interest, by the end of the repayment period (2035).

The Transportation Charge is for use of facilities to transport water to the vicinity of each SWP water contractor's turnout(s). Generally, the annual charge represents each SWP water contractor's proportionate share of the reimbursable capital costs and operating costs of the Project Transportation Facilities.

Each SWP water contractor's allocated share of those reimbursable capital costs is amortized for repayment to DWR, and certain variations are allowed in the amortization methods. SWP water contractors' shares of reimbursable operating costs are repaid in the year such costs are incurred by DWR.

The East Branch Enlargement Transportation Charge is paid by the seven Southern California SWP water contractors participating in the enlargement. San Bernardino Valley Municipal Water District advanced funds to pay the district's allocated capital costs for the East Branch Enlargement. The remaining six SWP water contractors pay an allocated share of the debt service on revenue bonds sold to finance the enlargement. Each SWP water contractor will also pay an allocated share of the minimum operation, maintenance, power, and replacement (OMP&R) costs of the East Branch Enlargement.

Transportation charges for the Coastal Branch Extension, East Branch Extension, and South Bay Enlargement are being repaid by SWP water contractors in their respective service areas.

Transportation charges for the Tehachapi East Afterbay are repaid by those SWP water contractors using electrical power for delivery of their Table A water downstream of the Tehachapi East Afterbay.

## Composition and Timing of Water Charges

As shown on *Figure B-3*, the Delta Water Charge and the Transportation Charge consist of the following three components:

(1) conservation and transportation capital cost components, which will return to DWR all reimbursable capital costs;
(2) conservation and transportation minimum OMP&R components, which will return to DWR all reimbursable operating costs that do not depend on or vary with quantities of water actually delivered to the SWP water contractors; and
(3) a transportation variable OMP&R component, which will return to DWR all reimbursable operating costs that depend on and vary with quantities of

**Delta Water Charge**

*Capital Cost Component*

1. Planning, design, right-of-way, and construction costs of Conservation Facilities
2. Operations and maintenance (O&M) costs for newly constructed Conservation Facilities prior to initial operations
3. Activation costs for newly constructed Conservation Facilities
4. Power costs allocated to initial filling of San Luis Reservoir
5. Capitalized O&M costs (major repair work and so forth) for Conservation Facilities
6. Program costs (portion) to mitigate impacts on current Delta fishery population due to State Water Project (SWP) pumping prior to 1986 (Department of Water Resources-Department of Fish and Wildlife agreement)

*Minimum Operations, Maintenance, Power, and Replacement (OMP&R) Component*

1. Direct O&M costs of Conservation Facilities
2. General O&M costs allocated to Conservation Facilities
   a. Contractor Accounting Office (portion)
   b. Financial and contract administration (portion)
   c. Water rights
   d. Power planning for SWP facilities (portion)
3. Replacement deposits for SWP control centers (portion)
4. Credits for a portion of Hyatt-Thermalito power generation
5. Power costs and credits related to pumping water to San Luis Reservoir for project operations (storage changes)
6. Value of power used and generated by Gianelli Pumping-Generating Plant
7. Program costs (portion) to offset annual fish losses resulting from pumping at Banks Pumping Plant (Department of Water Resources-Department of Fish and Wildlife agreement)

**Transportation Charge**

*Capital Cost Component*

1. Planning, design, right-of-way, and construction costs of Transportation Facilities
2. Operations and maintenance (O&M) costs for newly constructed Transportation Facilities prior to initial operation
3. Activation costs for newly constructed Transportation Facilities
4. Power costs allocated to initial filling of Southern California reservoirs
5. Capitalized O&M costs (e.g., major repair work) for Transportation Facilities
6. Program costs (portion) to mitigate impacts on current Delta fishery population due to SWP pumping prior to 1986 (Department of Water Resources-Department of Fish and Wildlife agreement)

*Minimum OMP&R Component*

1. Direct O&M costs of Transportation Facilities
   a. Headquarters and field divisions (portion)
   b. Insurance and Federal Energy Regulatory Commission (FERC) costs (portion)
2. General O&M costs related to Transportation Facilities
   a. Contractor Accounting Office (portion)
   b. Financial and contract administration (portion)
   c. Power planning for SWP facilities (portion)
3. Power costs and credits related to pumping water to Southern California reservoirs for project operations (storage changes)
4. Power costs for pumping water to replenish losses from Transportation Facilities (downstream costs)
5. Other power costs
   a. Station service at Transportation Facility power and pumping plants
   b. Certain transmission service costs (transmission access charges, downstream costs, etc.)
6. Replacement deposits for SWP control centers (portion)
7. Off-Aqueduct Power Facility costs—bond service, bond cover costs (25 percent of bond service), bond reserves, transmission service costs, fuel costs, taxes, and O&M—less power sales allocated to Off-Aqueduct Power Facilities
8. Program costs (portion to offset annual fish losses resulting from pumping at Banks Pumping Plant (Department of Water Resources-Department of Fish and Wildlife agreement)

*Variable OMP&R Component*

1. Power purchase costs
   a. Capacity
   b. Energy
   c. Pine Flat Powerplant bond service, O&M, and transmission costs allocated to aqueduct pumping plants
2. Alamo, Devil Canyon, Warne, and Castaic power generation credited at the power plant reach and charged to aqueduct pumping plants
3. Hyatt-Thermalito Diversion Dam Powerplant generation charged to aqueduct pumping plants (credits for this generation are reflected in the Delta Water Rate)
4. Replacement deposits for equipment at pumping plants and power plants
5. Credits from sale of excess SWP system power
6. Program costs (portion) to offset annual fish losses resulting from pumping at Banks Pumping Plant (Department of Water Resources-Department of Fish and Wildlife agreement)

Note: Excludes costs recovered under the East Branch Enlargement Transportation Charge.

**Figure B-3 Composition of Delta Water Charge and Transportation Charge**

water actually delivered to the SWP water contractors.

The formula for computing the Delta Water Rate, Article 22(f) of the *Standard Provisions for Water Supply Contract*, was designed to ensure that all adjustments for prior overpayments or underpayments of the Delta Water Charge are accounted for in a redetermination of the rate. Since the redetermined rate applies to all future allocations, such adjustments are amortized during the remainder of the project repayment period. This appendix includes a redetermination of the Delta Water Rate for 2020.

Article 28 of the standard provisions stipulates that Transportation Charges be redetermined each year. The tables in Appendix B include the numerical data used in this redetermination. Transportation Charges for prior years through 2019, included in those tables, are the redetermined amounts and do not equal the amounts actually paid by SWP water contractors.

As provided under the Water System Revenue Bond Amendment to the water supply contracts, differences between actual payments under the Transportation capital cost component and amounts computed in this redetermination are accumulated with interest and amortized during the remaining years of the contract repayment period. All computations for adjustments are included in the attachments accompanying each SWP water contractor's Statement of Charges and are reflected in revised copies of Table C through Table G of the contract, which are also furnished to each SWP water contractor in its annual Statement of Charges.

These redeterminations exclude four charges associated with water service other than the Delta Water Charge and the Transportation Charge. The excluded charges (and the manner in which they are treated in this appendix) are outlined below.

(1) Advances of funds pursuant to Article 24(d) of the standard provisions for excess capacity constructed by DWR at the request of SWP water contractors.

(2) Advances of funds pursuant to Article 10(d) of the standard provisions for delivery structures (turnouts) constructed by DWR at the request of SWP water contractors. Partial information concerning actual and projected capital costs of such delivery structures is included in this appendix. Statements concerning these costs and data are furnished to the appropriate SWP water contractors at various times and are not part of the annual statements.

(3) Payments for sale and service of surplus water to entities other than SWP water contractors, pursuant to Article 21 of the standard provisions, are also excluded. Those payments are generally based on the unit rates shown in Table B-25. Net revenues resulting from non-SWP water contractor service are applied as indicated on page 24 of Bulletin 132-71.

(4) Payments under the Devil Canyon-Castaic contract for costs of the Devil Canyon-Castaic facilities allocable to power generation. Charges billed as a result of the contract are billed separately from those billed as a result of the water supply contract. Information about the treatment of such charges in relation to redetermined Transportation Charges is included in special attachments to the bills of the six participating SWP water contractors.

Time and method of payment for corresponding components of the Delta Water Charge and the Transportation Charge are as follows.

(1) The capital cost components of the Delta Water Charge and the Transportation Charge are paid in two semiannual installments, due January 1 and July 1 of each year, based on statements furnished by DWR on or before July 1 of the preceding year.
(2) The minimum OMP&R components of the Delta Water Charge and the Transportation Charge are paid in 12 equal installments due the first of each month and based on statements furnished by DWR on or before July 1 of the preceding year.
(3) The variable OMP&R component of the Transportation Charge is paid in varying monthly amounts and is due the fifteenth day of the second month following actual water delivery. The charges are projected based on a unit charge per acre-foot established on or before July 1 of the preceding year. Those unit charges may be revised during the year to reflect current power costs and revenues. The unit charges are applied to actual monthly delivery quantities as determined by DWR on or before the fifteenth day of the month following actual water delivery.

# Bases for Allocating Reimbursable Costs among SWP Water Contractors

This section describes procedures for allocating reimbursable costs of Project Transportation Facilities among SWP water contractors (see upper right portion of *Figure B-1*). Those costs do not include annual costs of Off-Aqueduct Power Facilities, which are explained in the "Project Water Charges" section.

## Capital and Minimum OMP&R Costs

*Figure B-4* includes information about the repayment reaches that form the basis for allocating reimbursable costs of the Project Transportation Facilities among SWP water contractors.

Allocations of reimbursable capital costs and minimum OMP&R costs of each reach are based on the proportionate maximum use of that reach by respective SWP water contractors under planned conditions of full development.

The derivation of ratios that represent the proportionate maximum use of each aqueduct reach by the respective SWP water contractors was first reported in Bulletin 132-70. The ratios in Bulletin 132-70 were subsequently revised for the North Bay Aqueduct, the South Bay Aqueduct, the California Aqueduct from the Delta to Castaic Lake, and the Coastal Branch.

All the revisions reported in previous bulletins regarding the derivation of ratios that represent the proportionate maximum use of each aqueduct reach by the respective SWP water contractors were last reported in Tables B-1 and B-2 of Bulletin 132-91. Under Article 53 of the Monterey Amendment, agricultural SWP water contractors may sell up to 130,000 acre-feet of aqueduct capacity to municipal and industrial SWP water contractors. The first permanent transfer occurred in 1998. Currently, 114,000 acre-feet of the allowable capacity has been transferred. *Table 1* shows the permanent capacity transfers that have taken place since the Monterey Amendment was implemented in 1995.

*Table B-1* presents the reach ratios currently applicable to reimbursable capital costs. These reach ratios do not reflect the permanent capacity transfers.

*Table B-2* presents corresponding ratios for allocating 2020 and after reimbursable minimum OMP&R costs among SWP water contractors. Requested excess capacity is omitted when deriving ratios applicable to capital costs because the capital costs for the

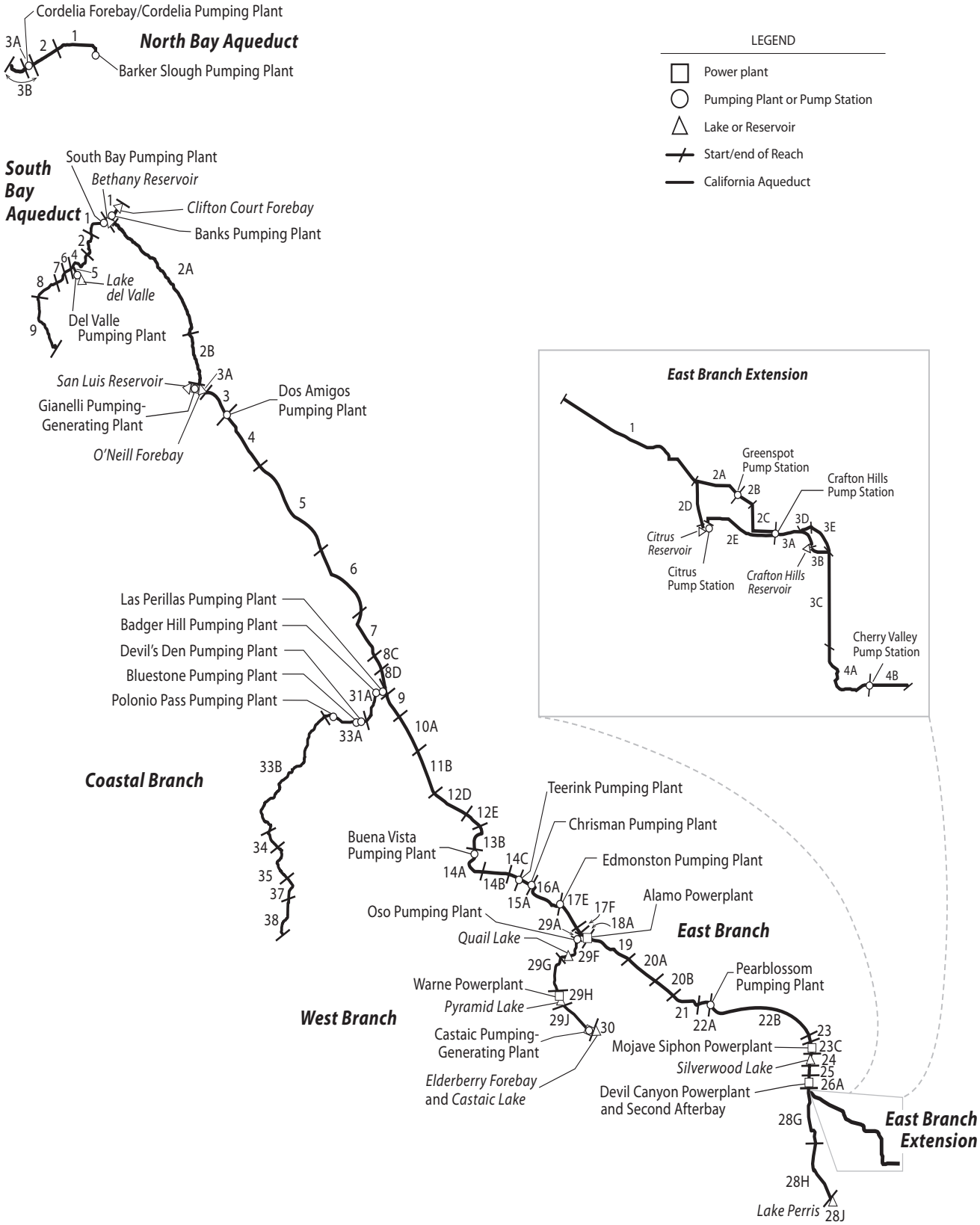


**Figure B-4 Repayment Reaches and Descriptions**

***North Bay Aqueduct***

| | |
|---|---|
| 1 | Barker Slough through Fairfield/Vacaville Turnout |
| 2 | Fairfield/Vacaville Turnout to Cordelia Forebay |
| 3A | Cordelia Forebay through Benicia and Vallejo Turnouts |
| 3B | Cordelia Forebay through Napa Turnout Reservoir |

***South Bay Aqueduct***

| | |
|---|---|
| 1 | Bethany Reservoir through Altamont Turnout |
| 2 | Altamont Turnout through Patterson Reservoir |
| 4 | Patterson Reservoir to Del Valle Junction |
| 5 | Del Valle Junction through Lake del Valle |
| 6 | Del Valle Junction through South Livermore Turnout |
| 7 | South Livermore Turnout through Vallecitos Turnout |
| 8 | Vallecitos Turnout through Alameda-Bayside No. 1 Turnout |
| 9 | Alameda-Bayside No. 1 Turnout through Santa Clara Terminal Facilities |

***California Aqueduct***

***North San Joaquin Division***

| | |
|---|---|
| 1 | Delta through Bethany Reservoir |
| 2A | Bethany Reservoir to Orestimba Creek |
| 2B | Orestimba Creek to O'Neill Forebay |

***San Luis Division***

| | |
|---|---|
| 3A | Sisk Dam, San Luis Reservoir, and Gianelli Pumping-Generating Plant |
| 3 | O'Neill Forebay to Dos Amigos Pumping Plant |
| 4 | Dos Amigos Pumping Plant to Panoche Creek |
| 5 | Panoche Creek to Five Points |
| 6 | Five Points to Arroyo Pasajero |
| 7 | Arroyo Pasajero to Kettleman City |

***South San Joaquin Division***

| | |
|---|---|
| 8C | Kettleman City through Milham Avenue |
| 8D | Milham Avenue through Avenal Gap |
| 9 | Avenal Gap through Twisselman Road |
| 10A | Twisselman Road through Lost Hills |
| 11B | Lost Hills to 7th Standard Road |
| 12D | 7th Standard Road through Elk Hills Road |
| 12E | Elk Hills Road through Tupman Road |
| 13B | Tupman Road to Buena Vista Pumping Plant |
| 14A | Buena Vista Pumping Plant through Santiago Creek |
| 14B | Santiago Creek through Old River Road |
| 14C | Old River Road to Teerink Pumping Plant |
| 15A | Teerink Pumping Plant to Chrisman Pumping Plant |
| 16A | Chrisman Pumping Plant to Edmonston Pumping Plant |

***Coastal Branch, California Aqueduct***

| | |
|---|---|
| 31A | Avenal Gap to Devil's Den Pumping Plant |
| 33A | Devil 's Den Pumping Plant through Tank 1 |
| 33B | Tank 1 through Chorro Valley Turnout |
| 34 | Chorro Valley Turnout through Lopez Turnout |
| 35 | Lopez Turnout through Guadalupe Turnout |
| 37 | Guadalupe Turnout to SPRR crossing near Casmalia |
| 38 | SPRR crossing near Casmalia through terminous at Tank 5 (Outlet Vault) |

***Tehachapi Division***

| | |
|---|---|
| 17E | Edmonston Pumping Plant to Porter Tunnel |
| 17F | Porter Tunnel to Junction, West Branch |

***Mojave Division***

| | |
|---|---|
| 18A | Junction, West Branch through Alamo Powerplant |
| 19 | Alamo Powerplant to Fairmont |
| 19C | Buttes Junction through Buttes Reservoir |
| 20A | Fairmont through 70th Street West |
| 20B | 70th Street West to Palmdale |
| 21 | Palmdale to Littlerock Creek |
| 22A | Littlerock Creek to Pearblossom Pumping Plant |
| 22B | Pearblossom Pumping Plant to West Fork Mojave River |
| 23 | West Fork Mojave River to Silverwood Lake (excluding Mojave Siphon Powerplant) |
| 23C | Mojave Siphon Powerplant |
| 24 | Cedar Springs Dam and Silverwood Lake |

***Santa Ana Division***

| | |
|---|---|
| 25 | Silverwood Lake to South Portal, San Bernardino Tunnel |
| 26A | South Portal, San Bernardino Tunnel through Devil Canyon Powerplant and Second Afterbay |
| 28G | Devil Canyon Powerplant and Second Afterbay to Barton Road |
| 28H | Barton Road to Lake Perris |
| 28J | Perris Dam and Lake Perris |

***East Branch Extension***

| | |
|---|---|
| 1 | Devil Canyon Powerplant to Junction, Foothill Pipeline near Cone Camp Road |
| 2A | Junction, Foothill Pipeline near Cone Camp Road to Greenspot Pump Station |
| 2B | Greenspot Pump Station to Morton Canyon Valve Vault |
| 2C | Morton Canyon Valve Vault to Crafton Hills Pump Station |
| 2D | Junction, Foothill Pipeline Near Cone Camp Road to Citrus Pump Station |
| 2E | Citrus Pump Station to Crafton Hills Pump Station |
| 3A | Crafton Hills Pump Station to Crafton Hills Reservoir |
| 3B | Crafton Hills Reservoir to Carter Street Valve Vault |
| 3C | Carter Street Valve Vault to Garden Air Creek |
| 3D | Yucaipa Connector Pipeline to Yucaipa Pipeline Tie-in |
| 3E | Yucaipa Pipeline Tie-in to Carter Street Valve Vault |
| 4A | Garden Air Creek to Cherry Valley Pump Station |
| 4B | Cherry Valley Pump Station to Terminus at Noble Creek |

***West Branch, California Aqueduct***

| | |
|---|---|
| 29A | Junction, California Aqueduct through Oso Pumping Plant |
| 29F | Oso Pumping Plant through Quail Embankment |
| 29G | Quail Embankment through Warne Powerplant |
| 29H | Pyramid Dam and Lake |
| 29J | Pyramid Lake through Castaic Powerplant |
| 30 | Castaic Dam and Lake |

**Table 1 Summary of Permanent Aqueduct Capacity Transfers**

| SWP Water Contractor | | Capacity Transfer | | |
|---|---|---|---|---|
| Seller | Buyer | Amount (acre-feet) | Effective Year | Transfer Description |
| **Transfers under Monterey Amendment** | | | | |
| Kern | Mojave | 25,000 | 1998 | Purchased capacity upstream of Reach 31A |
| Kern | Santa Clarita[a] | 41,000 | 2000 | Purchased capacity upstream of Reach 16A |
| Kern | Palmdale | 4,000 | 2000 | Purchased capacity upstream of Reach 11B |
| Kern | Alameda-Zone 7 | 7,000 | 2000 | Purchased capacity upstream of Reach 10A |
| Kern | Alameda-Zone 7 | 15,000 | 2000 | Purchased capacity upstream of Reach 10A |
| Kern | Alameda-Zone 7 | 10,000 | 2001 | Purchased capacity upstream of Reach 11B |
| Kern | Solano | 5,756 | 2001 | Purchased capacity upstream of Reach 11B and Reach 31A |
| Kern | Napa | 4,025 | 2001 | Purchased capacity upstream of Reach 11B and Reach 31A |
| Kern | Alameda-Zone 7 | 2,219 | 2004 | Purchased capacity upstream of Reach 11B |
| *Subtotal under Article 53* | | *114,000* | | |
| **Transfers outside of Monterey Amendment** | | | | |
| Tulare | Dudley Ridge | 3,973 | 2002 | Purchased capacity upstream of Reach 8D |
| Tulare | AVEK | 3,000 | 2002 | Purchased capacity upstream of Reach 8D |
| Tulare | Alameda-Zone 7 | 400 | 2003 | Purchased capacity upstream of Reach 8D |
| Tulare | Kings | 5,000 | 2004 | Purchased capacity upstream of Reach 8D |
| Tulare | Coachella | 9,900 | 2004 | Purchased capacity upstream of Reach 8D |
| Metropolitan | Coachella | 88,100 | 2005 | Purchased capacity upstream of Reach 28J |
| Metropolitan | Desert | 11,900 | 2005 | Purchased capacity upstream of Reach 28J |
| Tulare | Kings | 305 | 2006 | Purchased capacity upstream of Reach 31A |
| Tulare | Desert | 1,750 | 2010 | Purchased capacity upstream of Reach 17F |
| Tulare | Coachella | 5,250 | 2010 | Purchased capacity upstream of Reach 17F |
| Kern | Desert | 4,000 | 2010 | Purchased capacity upstream of Reach 17F and Reach 31A |
| Kern | Coachella | 12,000 | 2010 | Purchased capacity upstream of Reach 17F and Reach 31A |
| Dudley Ridge | Mojave | 7,000 | 2010 | Purchased capacity upstream of Reach 8D |
| Dudley Ridge | AVEK | 1,993 | 2014 | Purchased capacity upstream of Reach 8D |
| Tulare | AVEK | 1,451 | 2014 | Purchased capacity upstream of Reach 8D |
| Dudley Ridge | Mojave | 3,000 | 2015 | Purchased capacity upstream of Reach 8D |
| Dudley Ridge | Mojave | 4,000 | 2020 | Purchased capacity upstream of Reach 8D |
| *Subtotal outside of Article 53* | | *163,022* | | |

[a] Castaic Lake Water Agency's SWP Water Supply Contract was transferred to Santa Clarita Valley Water Agency effective November 2, 2018.

excess capacity are paid on an incremental-cost basis and not a proportionate-use basis. However, requested excess capacity is accounted for in the ratios applicable to minimum OMP&R costs.

## Variable OMP&R Costs

Article 26(a) includes provisions to ensure that the variable OMP&R component of the Transportation Charge will result in a return to DWR of those costs that depend on and vary with the amount of SWP water deliveries. (The minimum OMP&R component results in a return of those operating costs that do not vary with deliveries.) Under Article 26(a) all such costs for a reach for a given year will be allocated among SWP water contractors in proportion

to the actual annual use of that reach by the respective SWP water contractors.

*Table B-3* summarizes the total power costs, credits, and transmission costs for each aqueduct pumping and power recovery plant. Variable costs are as follows.

- Costs of capacity and energy used exclusive of associated power transmission and station service charges (transmission and station service costs that are independent and vary with power usage are classified as minimum OMP&R costs).
- Credits for capacity and energy produced at aqueduct power recovery plants (treated as negative costs).
- Payments for replacement of major plant machinery components having economic lives shorter than the project repayment period. (In 1997, DWR discontinued charging for a sinking fund for replacements. Replacement costs, for 1999 and thereafter, are to be paid on an annual basis as the costs are incurred.)
- Beginning in 2005, a portion of transmission expenditures that will depend on and vary with water and power usage. These costs will be included as part of the variable component.

Table B-3 excludes plant capacity and energy costs associated with surplus and unscheduled water service after May 1, 1973. Prior to that date, surplus water service was charged the same unit variable OMP&R component as allocated water service. An amendment to the water supply contracts in 1973 significantly changed the rate structure for surplus water service. Capacity and energy costs for pumping surplus and unscheduled water were allocated directly to those SWP water contractors receiving surplus and unscheduled water service. A contract amendment in 1991 again revised the rate structure to provide for payment of costs through a melded power rate. These revisions to charges for surplus and unscheduled water are effective from the date of the amendments and are not applied to past charges.

An interruptible water program was established in 1994. This program, later renamed as the Article 21 program, is based on individual annual contracts; costs for Article 21 water actually delivered are included in Table B-3.

## Water Conveyance

Tables B-4, B-5A, B-5A-Adj, B-5B, and B-6 present water conveyance quantities that form the basis for allocating costs.

*Table B-4* presents the schedules of annual allocations as set forth in Table A and Article 6(a) of each water supply contract.

*Table B-5A* shows amounts of actual and projected allocated water quantities delivered from each aqueduct reach to each SWP water contractor. Projected deliveries for years 2019 through 2035 are based on SWP water contractors' requests for future water deliveries. The quantities included in Table B-5A also include non-project water delivered to SWP water contractors, surplus water deliveries prior to May 1, 1973, and actual Article 21 water deliveries in 1994 and thereafter.

*Table B-5A-Adj* presents a summary of accounting adjustments that result from water deliveries not originating from the Sacramento-San Joaquin Delta (Delta). The methodologies used to calculate various components are based on cumulative charges from the Delta through facilities conveying water to a specific repayment reach. When water is introduced to the SWP downstream of the Delta, SWP water contractors require an adjustment, or credit, for those facilities not used to convey the water.

*Table B-5B* presents a summary of actual and projected annual allocated water quantities for each SWP water contractor. The quantities also include amounts of non-project water and surplus water delivered prior to May 1, 1973, and actual deliveries of Article 21 water in 1994 and thereafter.

*Table B-6* summarizes the annual allocated water quantities conveyed or to be conveyed through each aqueduct pumping plant or power plant for each of the following functions.

- *Deliveries–Water Supply.* Water made available to SWP water contractors at down-aqueduct delivery structures, including certain hypothetical quantities to facilitate cost allocations, for those years when deliveries are made from net annual storage withdrawals. The net annual amounts of storage withdrawals are hypothetically added to the actual amounts conveyed from the Delta to the reservoirs, since deliveries made from storage withdrawals bear the same variable OMP&R costs per acre-foot as they would if the deliveries were actually conveyed from the Delta in that year. The hypothetical increases in the deliveries made from reservoir storage withdrawals are offset by equal credits to the minimum OMP&R costs of the respective reservoirs. Thus, the variable OMP&R components per acre-foot (Table B-17) may be applied to the total annual quantities delivered either from aqueduct reservoir storage or from the Delta.
- *Initial Fill Water.* Water required for initial filling of down-aqueduct reaches and reservoirs or for repayment of pre-consolidation water used during construction.
- *Deliveries–Recreation.* Water delivered to down-aqueduct recreation developments or used for fish and wildlife enhancement.
- *Operational Losses.* Water lost through evaporation and seepage from all down-aqueduct reaches.
- *Reservoir Storage Changes.* Water placed in down-aqueduct reservoir storage after initial filling of the reservoirs, including projected net annual storage accretions (positive values) and withdrawals (negative values) for all down-aqueduct reservoirs of the Project Transportation Facilities.

Variable OMP&R costs (Table B-12) that are allocable to storage accretions are assigned to the minimum OMP&R costs of the respective reservoirs. With the exception of Banks Pumping Plant, "Reservoir Storage Changes" also includes SWP water placed into Southern California groundwater storage from 1978 through 1982 (as positive amounts); and water withdrawn from storage and delivered to SWP water contractors in 1979, 1982, 1987, 1988, and 1989 (as negative amounts). At Banks Pumping Plant, groundwater additions and withdrawals are included in "Conservation Water."

*Table B-6* also summarizes the following two amounts under the heading *Conservation Water* (Column 25).

(1) Net annual water amounts stored and projected to be stored in San Luis Reservoir.
(2) Water lost and projected to be lost through evaporation and seepage from San Luis Reservoir and from the water conservation portion of the California Aqueduct.

"Conservation Water" includes initial fill water, operational losses, and net annual storage changes associated with San Luis Reservoir and the portion of the California Aqueduct that is allocated to conservation. The same allocation procedure outlined previously for Transportation Facilities also applies to water delivered from storage in Conservation Facilities, except that the hypothetical cost increases are added to the variable OMP&R cost to be reimbursed through the Transportation Charge and deducted from the minimum OMP&R

costs to be reimbursed through the Delta Water Charge.

San Luis Reservoir is operated to conserve water for future delivery to downstream SWP water contractors. To account for costs associated with reservoir storage, the power and replacement costs of Banks Pumping Plant (a joint Transportation-Conservation Facility) that are allocated to the conveyance of annual conservation water quantities are transferred to the capital costs of San Luis Reservoir (during initial fill) or to the minimum OMP&R costs of San Luis Reservoir (following initial fill).

In years of net storage withdrawal from San Luis Reservoir, a portion of the minimum OMP&R cost of the reservoir is transferred to the variable OMP&R cost of Banks Pumping Plant. That transfer is equal to the variable OMP&R cost per acre-foot of delivery through Banks Pumping Plant for that year, multiplied by the acre-feet of deliveries derived from San Luis Reservoir storage for that year. Table B-6 also includes amounts of non-project water and surplus water delivered prior to May 1, 1973, and actual deliveries of Article 21 water in 1994 and thereafter.

# Bases for Reimbursable Costs

This section describes the methods used to derive the costs allocated by the procedures outlined in the preceding section. A diagram of the cost derivation process is shown at the top of *Figure B-1*.

First, the capital and minimum OMP&R costs of all SWP facilities are allocated among the various project purposes in accordance with the allocation percentages in *Table 2*. Those percentages may be subject to revision in the future.

The redeterminations in this appendix involve only the SWP costs that are allocated to water supply and power generation.

## Capital Costs

Capital costs used in the redeterminations in this appendix reflect costs as of December 31, 2018; future cost escalation will be reflected in subsequent bulletins.

*Table B-7* presents a reconciliation of estimated total capital costs of each Project Conservation Facility and each Project Transportation Facility. This table shows the relationship of Project Conservation and Transportation costs allocated to SWP water contractors (Tables B-8, B-9, B-10, and B-13) to the total SWP capital costs projected by DWR.

*Table B-8* shows costs incurred and projected to be incurred by DWR in connection with each SWP water contractor's turnouts. Costs incurred by DWR for both State-constructed and SWP water contractor-constructed delivery structures are paid directly by the SWP water contractors for which the structures are built. DWR incurs design review and construction inspection costs in connection with SWP water contractor-constructed turnouts.

*Table B-9* lists costs and payments for excess capacity built into SWP Transportation Facilities in accordance with amendments to contracts with The Metropolitan Water District of Southern California (Metropolitan), San Gabriel Valley Municipal Water District, and Antelope Valley-East Kern Water Agency, including the following:

- additional costs incurred by DWR for requested excess capacity;
- advances by SWP water contractors of funds for such costs; and
- credits for advances in excess of costs which were applied to respective SWP water contractors' installments of the capital cost component of the Transportation Charge in 1981.

**Table 2 Project Purpose Cost Allocation Factors (percentages)[a]**

| PROJECT FACILITIES | Water Supply and Power Generation | | All Other Purposes (Nonreimbursable) | |
|---|---|---|---|---|
| | Capital Costs | Minimum OMP&R Costs | Capital Costs | Minimum OMP&R Costs |
| **Project Conservation Facilities** | | | | |
| Frenchman Dam and Lake | 21.5 | 0.0 | 78.5 | 100.0 |
| Antelope Dam and Lake | 0.0 | 0.0 | 100.0 | 100.0 |
| Grizzly Valley Dam and Lake Davis | 1.0 | 1.8 | 99.0 | 98.2 |
| Oroville Division[b] | 97.1 | 99.5 | 2.9 | 0.5 |
| California Aqueduct, Delta to Dos Amigos Pumping Plant | 96.6 | 96.7 | 3.4 | 3.3 |
| Delta Facilities | | | | |
| Peripheral Canal Related | 86.0 | 86.0 | 14.0 | 14.0 |
| Remaining of Delta Facilities | 96.6 | 96.7 | 3.4 | 3.3 |
| **Transportation Facilities** | | | | |
| Grizzly Valley Pipeline | 100.0 | 100.0 | 0.0 | 0.0 |
| North Bay Aqueduct | 100.0 | 100.0 | 0.0 | 0.0 |
| South Bay Aqueduct | | | | |
| Del Valle Dam and Lake del Valle | 25.2 | 22.0 | 74.8[c] | 78.0[d] |
| Remainder of South Bay Aqueduct | 100.0 | 100.0 | 0.0 | 0.0 |
| California Aqueduct | | | | |
| Delta to Dos Amigos Pumping Plant | 96.6 | 96.6 | 3.4 | 3.4 |
| Dos Amigos Pumping Plant to termini (excluding Coastal Branch)[e,f] | 94.3 / 99.6 | 96.9 / 99.6 | 5.7 / 0.4 | 3.1 / 0.4 |
| Aqueduct and Plants[e,f] | 94.3 / 99.6 | 96.9 / 99.6 | 5.7 / 0.4 | 3.1 / 0.4 |
| Pyramid Dam and Lake[e,f] | 94.3 / 96.1 | 96.9 / 96.1 | 5.7 / 3.9 | 3.1 / 3.9 |
| Castaic Dam and Lake[e,f] | 94.3 / 91.1 | 96.9 / 91.1 | 5.7 / 8.9 | 3.1 / 8.9 |
| Silverwood Dam and Lake[e,f] | 94.3 / 85.3 | 96.9 / 85.3 | 5.7 / 14.7 | 3.1 / 14.7 |
| Perris Dam and Lake[e,f] | 94.3 / 67.7 | 96.9 / 67.7 | 5.7 / 32.3 | 3.1 / 32.3 |
| Coastal Branch | 100.0 | 100.0 | 0.0 | 0.0 |

[a] Percentages indicated apply to the majority of the facilities with minor exceptions.
[b] Percentages indicated are applicable to the remaining costs of division after excluding costs allocated to flood control that are reimbursed by the federal government (22 percent of capital costs) and excluding specific power costs of Hyatt and Thermalito powerplants and switchyards.
[c] Percentage indicated consists of 48.0 percent of costs allocated to recreation and 26.8 percent to flood control.
[d] Percentage indicated consists of 44.9 percent of costs allocated to recreation and 33.1 percent to flood control.
[e] Percentage indicated is used for 2012 and previous years.
[f] Percentage indicated is used for 2013 and forward.

Under Amendment 2 of Metropolitan's contract, 809 cubic feet per second of excess capacity was originally constructed in reaches of the West Branch at Metropolitan's request. That capacity was reclassified as basic capacity of SWP Transportation Facilities under Amendment 7. Metropolitan paid $16.3 million as a prepayment of the capital cost component of the Transportation Charge in lieu of advancing funds for the original requested capacity.

Amendment 5 to Metropolitan's contract requires that additional costs for modifications to the Santa Ana Pipeline (required for enlargement of Lake Perris) will be allocated to Metropolitan and returned to DWR through payments of the Transportation Charge. The additional costs to be repaid through Metropolitan's capital cost component for the aqueduct reach from Devil Canyon Powerplant to Barton Road total about $6.7 million (see Bulletin 132-72, page 98).

*Table B-10* presents the actual and projected annual capital costs of each aqueduct reach that will eventually be returned to DWR, with interest, through SWP water contractors' payments of the capital cost component of the Transportation Charge and payment of debt service under the Devil Canyon-Castaic contracts.

## Annual Operating Costs

Annual operating costs allocable to water supply and power generation are returned to DWR through the minimum OMP&R components of the Delta Water Charge and the Transportation Charge and through a portion of the revenues from energy sales. All reimbursable operating costs of Project Conservation Facilities are included in the minimum OMP&R component of the Delta Water Charge.

## Transportation and Devil Canyon-Castaic Contract Costs

*Table B-11* shows the amounts of the actual and projected costs to be reimbursed through payments of the minimum OMP&R component of the Transportation Charge and allocated operating costs under the Devil Canyon-Castaic contract. The table includes the following seven types of operating costs incurred annually that do not vary with water quantities delivered to the SWP water contractors:

(1) all direct labor charges for field operation and maintenance personnel, including associated indirect costs;
(2) a distributed share of general operating costs that cannot be identified solely with one facility or aqueduct reach;
(3) all electric power transmission and station service costs up to 2004, and electric power transmission and station service costs for 2005 and after that do not vary with power usage allocable to aqueduct pumping and recovery plants;
(4) all costs for equipment, materials, and supplies;
(5) portions of the power and replacement costs of all pumping plants and power plants that are up-aqueduct from Devil Canyon Powerplant and Castaic Powerplant and that are allocable to the annual conveyance of water lost to evaporation and seepage from respective aqueduct reaches or placed into storage in respective reservoirs of the Project Transportation Facilities (after initial fill);
(6) credits, which offset those costs in (5) above, for deliveries drawn from reservoir storage; and
(7) projected operating costs (labor only) were not escalated for calendar years 2020 and 2021, and escalation of certain projected operating costs (labor and operating expense) were 1 percent per year for 2022–2035. Labor and operating expense escalation rates were originally set at 4.0 percent per year for 2020 through 2021, in the Bulletin 132-19 Criteria Memorandum; however, operating cost escalations were eliminated in the Statements of Charges.

*Table B-12* shows the portions of variable OMP&R costs in Table B-3 that are allocable to the water delivery quantities included in Table B-6 and reimbursed through payments of the variable OMP&R component of the Transportation Charge.

To derive Table B-12 costs, the following adjustments are made to Table B-3 costs.

(1) Part of the variable OMP&R costs of each plant is allocated to recreation. The allocation to recreation is in proportion to the quantity of water conveyed through each plant each year for delivery to on-shore recreational developments. That portion of variable plant costs attributable to the initial fill of aqueduct reaches is allocated to the joint capital costs of respective down-aqueduct reaches and reservoirs.

(2) That portion of costs attributable to evaporation and seepage is allocated to the joint minimum OMP&R costs of respective down-aqueduct reaches and reservoirs.
(3) Adjustments are made for additions or withdrawals from storage in aqueduct reservoirs. In years when water is added to storage in aqueduct reservoirs, the cost of conveying this water into storage is charged to the minimum OMP&R costs of the corresponding reservoir. In years when storage in aqueduct reservoirs is decreased for the purpose of making deliveries, a credit is applied to the minimum OMP&R costs of the reservoir from which the storage is released. This credit is equal to the number of acre-feet of storage reduction times the variable OMP&R unit rate for the year the storage is released. The unit rate is equal to the variable OMP&R unit rate for the year the water is taken from storage.
(4) That portion of costs attributable to pumping water to replace evaporation and seepage losses and for additions or withdrawals from storage in San Luis Reservoir is charged to the minimum OMP&R component of the Delta Water Rate.

The remaining costs are allocated to transportation water supply and repaid by the SWP water contractors.

### Conservation Capital and Operating Costs

*Table B-13* is a summary of actual and projected capital and operating costs of the initial Project Conservation Facilities. These costs are reimbursed through payments by SWP water contractors under the Delta Water Charge, Oroville power sales, and Gianelli Pumping-Generating Plant credits. Table B-13 also shows credits applied to the reimbursable capital costs of the initial Project Conservation Facilities in accordance with negotiated settlements concerning incurred planning costs for the period from 1952 through 1978.

## Project Water Charges

This section describes the redetermination of past and projected components of the Transportation Charge for annual revision of Tables C through G of each water supply contract. This section also describes the derivation of the unit Delta Water Rates and the Water System Revenue Bond Surcharge.

A summary of equivalent unit charges for each acre-foot of allocated water service is also included for each SWP water contractor and each aqueduct reach. A diagram of all calculations may be found on the lower half of *Figure B-1*.

### Transportation Charges

The accumulation of allocated costs of each aqueduct reach to each SWP water contractor is the basis for the Transportation Charge components.

*Table B-14* summarizes each SWP water contractor's share of the capital costs of the aqueduct reaches presented in Table B-10. Those amounts are determined by applying proportionate-use ratios set forth in Table B-1 to the costs in Table B-10. The resulting allocated costs are set forth in Table C of the respective water supply contracts.

Prepayments of the capital cost component, required under Metropolitan's Amendment 7, are included as negative capital costs in Table B-14 and Table C of Metropolitan's Statement of Charges. Solano County Water Agency, Empire West Side Irrigation District, and Santa Clarita Valley Water Agency also prepaid capital costs (Castaic Lake Water Agency's SWP Water Supply Contract was transferred to Santa Clarita Valley Water Agency effective November 2, 2018.

See Table B-14 footnotes). Table B-14 includes costs of the East Branch Extension to provide water service to San Bernardino Valley Municipal Water District and San Gorgonio Pass Water Agency.

Both Table B-14 and Table C of the six SWP water contractors for project water service below Devil Canyon Powerplant and Castaic Powerplant include the capital costs reimbursable under the Devil Canyon-Castaic contract.

*Table B-15* summarizes capital cost components of the Transportation Charge for each SWP water contractor for each year of the project repayment period. By the year 2035, the capital cost components shown in Table B-15 will recover the costs shown in Table B-14, with interest at the Project Interest Rate of 4.610 percent per annum and based on the amortization schedules included in *Table 3*.

Those estimated components, subsequently adjusted for prior overpayments or underpayments, are included in Table D of the water supply contracts. Costs of excess capacity are billed separately and are not included in Table B-15.

Table B-15 includes the debt service payments due from the six SWP water contractors down-aqueduct from Devil Canyon Powerplant and Castaic Powerplant, in accordance with terms of the Devil Canyon-Castaic contract.

*Table B-16A* summarizes the minimum OMP&R components of the Transportation Charge for each year of the project repayment period. Those estimated components, subsequently adjusted for prior overpayments or underpayments, are included in Table E of the respective water supply contracts.

The total amounts included in Table B-16A are determined by applying the proportionate-use ratios in Table B-2 to the reach costs in Table B-11 and adding

**Table 3 Criteria for Amortizing Capital Costs of Transportation Facilities**

| Contractor | Year of Initial Payment[a] |
|---|---|
| Alameda County Flood Control and Water Conservation District, Zone 7 | 1963[b] |
| Alameda County Water District | 1963 |
| Antelope Valley-East Kern Water Agency | 1963 |
| City of Yuba City | [c] |
| Coachella Valley Water District | 1964 |
| County of Butte | [c] |
| County of Kings | 1968 |
| Crestline-Lake Arrowhead Water Agency | 1964 |
| Desert Water Agency | 1963[d] |
| Dudley Ridge Water District | 1968[e] |
| Empire West Side Irrigation District | 1968[e] |
| Kern County Water Agency | |
| Agricultural Use | 1968[e] |
| Municipal and Industrial Use | 1968[e] |
| Littlerock Creek Irrigation District | 1964 |
| The Metropolitan Water District of Southern California | 1963 |
| Mojave Water Agency | 1964 |
| Napa County Flood Control and Water Conservation District | 1966 |
| Oak Flat Water District | 1968 |
| Palmdale Water District | 1964 |
| Plumas County Flood Control and Water Conservation District | 1970 |
| San Bernardino Valley Municipal Water District | 1963 |
| San Gabriel Valley Municipal Water District | 1963[d] |
| San Gorgonio Pass Water Agency | 1963[d] |
| San Luis Obispo County Flood Control and Water Conservation District | 1964[f] |
| Santa Barbara County Flood Control and Water Conservation District | 1964 |
| Santa Clara Valley Water District | 1963 |
| Santa Clarita Valley Water Agency | 1964[g] |
| Solano County Water Agency | 1973 |
| Tulare Lake Basin Water Storage District | 1968[e] |
| Ventura County Watershed Protection District | 1964 |

[a] Allocated capital costs of transportation facilities amortized in equal annual installments unless otherwise noted.

[b] Principal payments on each annual capital cost prior to 1971 delayed until calendar year 1972, except payments for 1963.

[c] For City of Yuba City and County of Butte, payments for Delta Water Charge only.

[d] Payment deferred for 1963 and added to 1964 payment with accrued interest.

[e] For Dudley Ridge Water District, Empire West Side Irrigation District, Kern County Water Agency (agricultural use), Oak Flat Water District, and Tulare Lake Basin Water Storage District, according to Article 45 of the contracts for supply of agricultural water, capital costs of transportation facilities allocated to agricultural water supply are amortized by using an equivalent unit rate per acre-foot applied to the annual allocations (Table B-4) through the project repayment period.

[f] For San Luis Obispo and Santa Barbara, all principal and interest payments for costs of the Coastal Stub were deferred until 1976.

[g] Castaic Lake Water Agency's SWP Water Supply Contract was transferred to Santa Clarita Valley Water Agency effective November 2, 2018.

Municipal Water Quality Investigation program costs to participating SWP water contractors.

Table B-16A excludes Off-Aqueduct Power Facility charges, which are included separately in Table B-16B. Both Table B-16A and Table E include the operating costs payable under the Devil Canyon-Castaic contract for the six SWP water contractors down-aqueduct from Devil Canyon Powerplant and Castaic Powerplant.

As part of operating agreements with DWR, Kern County Water Agency (Kern) was billed from 1963 through 1987 for any additional operating costs caused by early installation of units in Las Perillas and Badger Hill pumping plants by Berrenda Mesa Water Storage District (see Bulletin 132-71, page 7). Under those agreements, a portion of minimum OMP&R costs of Reach 31A were assigned directly to Kern, as shown in *Table 4*, with the remaining reach costs allocated by application of the proportionate-use ratios. DWR purchased the last unit, Unit No. 6, at Las Perillas and Badger Hill pumping plants in early 1997 to provide pumping capacity for deliveries to Coastal Area SWP water contractors, which began in 1997.

As a result of the Monterey Amendment, the costs related to this settlement are to be allocated among all SWP water contractors in proportion to their maximum Table A amounts. As costs are incurred, related charges will be included in the SWP water contractors' annual Statements of Charges as part of the minimum. Between 2002 and 2010, the Monterey Amendment litigation costs recovered from SWP water contractors were $15.8 million.

*Table B-16B* summarizes annual Off-Aqueduct Power Facility charges allocated to each SWP water contractor, adjusted for prior overpayments or underpayments. Those charges are to repay all Off-Aqueduct Power costs, including bond service, deposits for reserves, operation and maintenance costs, fuel costs, taxes, and insurance.

Adopted October 1, 1979, the General Bond Resolution requires that sufficient revenues be collected each year to repay all of those costs. In addition, an amount totaling 25 percent of the annual bond service is collected each year to ensure that sufficient

**Table 4 Minimum OMP&R Costs of Reach 31A Assigned Directly to Kern County Water Agency (in dollars)**

| Year | Direct Charges |
|---|---|
| 1969 | 46,511 |
| 1970 | 46,302 |
| 1971 | 140,074 |
| 1972 | 95,017 |
| 1973 | 72,454 |
| 1974 | 100,692 |
| 1975 | 127,456 |
| 1976 | 138,504 |
| 1977 | 120,753 |
| 1978 | 157,652 |
| 1979 | 121,231 |
| 1980 | 150,728 |
| 1981 | 75,866 |
| 1982 | 82,805 |
| 1983 | 90,007 |
| 1984 | 107,468 |
| 1985 | 159,406 |
| 1986 | 137,241 |
| 1987 | 127,073 |
| 1988 | 130,924 |
| 1989 | 128,468 |
| 1990 | 138,234 |
| 1991 | 139,527 |
| 1992 | 185,370 |
| 1993 | 219,334 |
| 1994 | 364,196 |
| 1995 | 272,341 |
| 1996 | 322,123 |
| **Total** | **3,997,767** |

funds are available to cover all annual costs. Any revenues collected and not needed during the year are refunded to the SWP water contractors in the next year.

*Table 5* summarizes Off-Aqueduct Power Facility charges and credits related to deliveries for 2018. The ongoing Reid Gardner Powerplant closure costs related to the Reid Gardner Powerplant contract expiration in 2013 are tracked independently from annual Reid Gardner operating costs.

*Table 6* shows projected Off-Aqueduct Power Facility charges. Defeasance of Off-Aqueduct Power facilities bonds occurred in June 2016, so no debt service charges or bond cover are included. Additionally, Reid Gardner, Unit 4 Powerplant remediation costs are projected for 2019, 2020, and 2021 and then only minor operating costs are projected post-2021.

Annual Off-Aqueduct Power Facility charges are allocated among SWP water contractors in proportion to the electrical energy required to pump allocated water for the year. The initial allocation for the Statements of Charges is based on estimates of energy to pump requested allocated water deliveries, based on a 60-percent allocation.

An interim adjustment in the allocation of Off-Aqueduct Power costs may be made in May of each year, based on updated cost estimates and April revisions in water delivery schedules. An additional adjustment is made the following year based on actual water deliveries and actual costs for the year.

The energy required to pump each SWP water contractor's water is calculated using the kilowatt-hour per acre-foot factors shown in *Table 7* for the pumping plants upstream from the delivery turnouts. The amounts shown include transmission losses.

*Table B-17* presents a summary of actual and projected total variable OMP&R costs

**Table 5 Summary of 2018 Off-Aqueduct Power Facility Charges and Credits (in dollars)**

| | |
|---|---|
| **Charges by Item** | |
| Reid Gardner Powerplant | 0 |
| Reid Gardner Closure Costs | 2,330,182 |
| Bottle Rock Powerplant | 72,895 |
| South Geysers Powerplant | 0 |
| *Subtotal* | *2,403,077* |
| **Credits by Item** | |
| Power Sales | 0 |
| **Net Total Charge** | **2,403,077** |

**Table 6 Projected Charges for Off-Aqueduct Power Facilities (in dollars)**

| Year | Total Annual Cost | 25 Percent Bond Cover |
|---|---|---|
| 2019 | 3,580,185 | - |
| **2020** | **6,650,000** | **-** |
| 2021 | 10,650,000 | - |
| 2022 | 150,000 | - |
| 2023 | 150,000 | - |
| 2024 | 150,000 | - |
| 2025 | 150,000 | - |
| 2026 | 150,000 | - |
| 2027 | 150,000 | - |
| 2028 | 150,000 | - |
| 2029 | 150,000 | - |
| 2030 | 150,000 | - |
| 2031 | 150,000 | - |
| 2032 | 150,000 | - |
| 2033 | 150,000 | - |
| 2034 | 150,000 | - |
| 2035 | 150,000 | - |

for each acre-foot conveyed through each aqueduct pumping plant and power plant for each year of the project. The following provisions are for calculating the variable OMP&R component of the Transportation Charge.

- An annual charge per acre-foot of projected water deliveries to all SWP water contractors served from or through each reach is determined so the projected variable OMP&R costs to be incurred for each reach will be returned to DWR.
- The total annual variable OMP&R component for any SWP water contractor for a given reach is obtained by multiplying the unit charge associated with that reach by the quantity of water actually delivered from or through the reach to the SWP water contractor.

**Table 7 Kilowatt-Hour per Acre-Foot Factors for Allocating Off-Aqueduct Power Facility Costs**

| | kWh per acre-foot[a] | |
|---|---|---|
| **Pumping Plant** | At Plant | Cumulative from Delta |
| Barker Slough | 223 | 223 |
| Cordelia-Benicia | 434 | 657 |
| Cordelia-Vallejo | 178 | 401 |
| Cordelia-Napa | 563 | 786 |
| Banks (Delta) | 296 | 296 |
| South Bay (including Del Valle) | 869 | 1,165 |
| Dos Amigos | 138 | 434 |
| Buena Vista | 242 | 676 |
| Teerink | 295 | 971 |
| Chrisman | 639 | 1,610 |
| Edmonston | 2,236 | 3,846 |
| Pearblossom | 703 | 4,549 |
| Greenspot | 871 | 5,420 |
| Citrus | 1,240 | 5,789 |
| Crafton Hills | 1,087 | 6,876 |
| Cherry Valley | 224 | 7,100 |
| Oso | 280 | 4,126 |
| Las Perillas | 77 | 511 |
| Badger Hill | 200 | 711 |
| Devil's Den | 705 | 1,416 |
| Bluestone | 705 | 2,121 |
| Polonio Pass | 705 | 2,826 |

[a] Includes transmission losses.

The data summarized in Table B-17 are derived by dividing the costs shown in Table B-3 by the water quantities shown in Table B-6. However, certain costs included in Table B-3 for extra peaking service, which would otherwise constitute variable OMP&R costs, are assigned directly to SWP water contractors requesting this type of service (see Bulletin 132-71, page 21, and Water Service Contractors Council Memo No. 593, July 10, 1970). Those costs are excluded from the unit charges shown in Table B-17. Peaking charges based on additional capacity ceased in 1983. Since 1984, costs are based on power market energy rates. The amounts of extra peaking charges for additional power costs are shown in *Tables 8 and 9*.

Unit rates shown in Table B-17 constitute the rates for the pumping plants and power plants listed. The cumulative rates constitute the total rates, cumulative from the Sacramento-San Joaquin Delta, and are applicable to deliveries from or downstream of the pumping plants and power plants. Extra peaking service costs are excluded.

*Table B-18* shows the variable OMP&R components of the Transportation Charge for each SWP water contractor for each year of the project repayment period. Table B-18 is developed from the costs per acre-foot included in Table B-17 and the delivery quantities for each SWP water contractor from each reach as indicated in Table B-5A and Table B-5A-Adj, plus any costs for extra peaking service. Those estimated components, subsequently adjusted for prior overpayments or underpayments, are included in Table F of the respective water supply contracts.

*Table B-19* summarizes the annual Transportation Charges for each SWP water contractor (the sum of the corresponding amounts included in Tables B-15, B-16A, B-16B, and B-18). Those estimated payments, subsequently adjusted for prior overpayments or underpayments, are set forth in Table G of the respective water supply contracts.

In accordance with provisions of the Devil Canyon-Castaic contract, Table B-19 and Table G include amounts of debt service and operating cost payments due from the six SWP water contractors located down-aqueduct from Devil Canyon and Castaic powerplants.

## Delta Water Charges

*Table B-20A* presents the calculation of the Delta Water Rate for the initial Conservation Facilities applicable in 2020 in accordance with the amended Article 22(e) and 22(g) of all 29 water supply contracts. The Delta Water Rate was calculated at a Project Interest Rate of 4.610 percent, based on Conservation Facility costs shown in Table B-13. That Delta Water Rate is used to compute projected Delta Water Charges under Article 53(i) for the SWP water contractors who have executed the Monterey Amendment. Included in Table B-20A is the Delta Water Rate for the two SWP water contractors who have not executed the Monterey Amendment: Plumas County Flood Control and Water Conservation District and Empire West Side Irrigation District.

*Table B-20B* shows each component of the 2020 Delta Water Rate from Table B-20A.

*Table B-21* summarizes the annual Delta Water Charge for each SWP water contractor. The projected charges in Table B-21 are developed by multiplying the total rate per acre-foot, as shown in Table B-20A, by the amount of allocated water for each SWP water contractor, as shown in Table B-4. The projected Delta Water Charges through 2035 include the assumption of escalation of projected operating costs at 1.0 percent per year for 2022–2035.

## Water System Revenue Bond Surcharge

*Table B-22* summarizes the Water System Revenue Bond (WSRB) Surcharge to the capital cost component of the Delta Water and Transportation charges for each SWP water contractor. The surcharge shown in Table B-22 is the difference between the capital cost component and the financing costs of WSRB Series B through Series AY. This surcharge is levied according to an amendment to the water supply contracts, which was signed by all of the SWP water contractors.

## Total Water Charges

*Table B-23* summarizes the total annual charges to each SWP water contractor (the sum of the Transportation Charge in Table B-19, the Delta Water Charge in Table B-21, and the WSRB Surcharge in Table B-22). The charges do not reflect past payments by SWP water contractors and are unadjusted for prior overpayments or underpayments.

## Equivalent Total Water Charges

*Table B-24* presents the Transportation Charge and Delta Water Charge in terms of the equivalent unit charge for each acre-foot of allocated water now projected for delivery to the respective SWP water contractors.

These equivalent charges would provide the same principal sum at the end of the project repayment period as annual payments to be made as part of the Delta Water Charge and Transportation Charge, plus interest at the Project Interest Rate, if applied to each acre-foot of allocated water delivered to date; all surplus water delivered prior to May 1, 1973; all Article 21 water deliveries in

## Table 8 Extra Peaking Charges for Additional Power, by Pumping Plant (in dollars)

| Year | Cordelia Napa | Cordelia Solano | Barker Slough | South Bay | Banks | Dos Amigos | Las Perillas and Badger Hill | Buena Vista | Teerink | Chrisman | Edmonston | Pearblossom | Oso | Total |
|---|---|---|---|---|---|---|---|---|---|---|---|---|---|---|
| 1972 | 0 | 0 | 0 | 0 | 0 | 10,579 | 24,700 | 0 | 0 | 0 | 0 | 0 | 0 | 35,279 |
| 1973 | 0 | 0 | 0 | 0 | 0 | 0 | 6,016 | 0 | 0 | 0 | 0 | 0 | 0 | 6,016 |
| 1974 | 0 | 0 | 0 | 0 | 0 | 0 | 7,140 | 0 | 0 | 0 | 0 | 0 | 0 | 7,140 |
| 1975 | 0 | 0 | 0 | 0 | 0 | 494 | 6,397 | 0 | 0 | 0 | 0 | 0 | 0 | 6,891 |
| 1976 | 0 | 0 | 0 | 0 | 0 | 0 | 1,981 | 0 | 0 | 0 | 0 | 0 | 0 | 1,981 |
| 1977 | 0 | 0 | 0 | 0 | 0 | 0 | 0 | 0 | 0 | 0 | 0 | 0 | 0 | 0 |
| 1978 | 0 | 0 | 0 | 0 | 0 | 45,145 | 3,680 | 0 | 0 | 0 | 0 | 0 | 0 | 48,825 |
| 1979 | 0 | 0 | 0 | 0 | 0 | 0 | 3,306 | 0 | 0 | 0 | 0 | 0 | 0 | 3,306 |
| 1980 | 0 | 0 | 0 | 0 | 0 | 0 | 0 | 0 | 0 | 0 | 0 | 0 | 0 | 0 |
| 1981 | 0 | 0 | 0 | 0 | 0 | 12,126 | 0 | 0 | 0 | 0 | 0 | 0 | 0 | 12,126 |
| 1982 | 0 | 0 | 0 | 0 | 0 | 89,339 | 0 | 0 | 0 | 0 | 0 | 0 | 0 | 89,339 |
| 1983 | 0 | 0 | 0 | 35 | 7,594 | 3,534 | 152 | 0 | 0 | 0 | 0 | 0 | 0 | 11,315 |
| 1984 | 0 | 0 | 0 | 2,096 | 84,396 | 38,607 | 7,203 | 11,173 | 3,823 | 3,593 | 0 | 0 | 0 | 150,891 |
| 1985 | 0 | 0 | 0 | 1,480 | 19,612 | 8,841 | 763 | 4,488 | 4,412 | 8,929 | 28,353 | 0 | 0 | 76,878 |
| 1986 | 0 | 0 | 0 | 0 | 1,864 | 863 | 0 | 291 | 354 | 766 | 2,683 | 0 | 0 | 6,821 |
| 1987 | 0 | 0 | 0 | 604 | 17,129 | 7,838 | 835 | 2,295 | 1,806 | 3,460 | 11,058 | 0 | 0 | 45,025 |
| 1988 | 639 | 39 | 287 | 894 | 43,475 | 20,082 | 2,213 | 5,792 | 4,367 | 8,272 | 25,886 | 0 | 0 | 111,946 |
| 1989 | 2,491 | 566 | 1,483 | 70 | 40,251 | 18,642 | 1,935 | 3,401 | 1,531 | 2,058 | 3,793 | 0 | 0 | 76,221 |
| 1990 | 45 | 0 | 18 | 343 | 19,524 | 9,044 | 0 | 150 | 145 | 314 | 643 | 0 | 0 | 30,226 |
| 1991 | 903 | 0 | 281 | 0 | 21 | 8 | 0 | 15 | 17 | 39 | 139 | 41 | 0 | 1,464 |
| 1992 | 208 | 117 | 203 | 0 | 7,070 | 2,502 | 0 | 182 | 190 | 435 | 0 | 0 | 0 | 10,907 |
| 1993 | 0 | 681 | 889 | 4,483 | 123,080 | 54,741 | 0 | 8,898 | 5,458 | 10,900 | 35,068 | 11,139 | 0 | 255,337 |
| 1994 | 0 | 366 | 393 | 679 | 6,566 | 2,795 | 454 | 1,083 | 155 | 357 | 1,121 | 0 | 132 | 14,101 |
| 1995 | 0 | 0 | 0 | 1,717 | 24,464 | 9,422 | 27 | 1,865 | 3,475 | 782 | 1,104 | 400 | 0 | 43,256 |
| 1996 | 4 | 0 | 1 | 1,983 | 10,031 | 4,976 | 0 | 391 | 432 | 1,015 | 3,404 | 1,160 | 0 | 23,397 |
| 1997 | 0 | 1,780 | 2,152 | 3,107 | 337,357 | 165,774 | 1,753 | 34,604 | 12,296 | 15,910 | 21,028 | 0 | 0 | 595,761 |
| 1998 | 0 | 0 | 0 | 20,966 | 235,693 | 106,251 | 2,354 | 697 | 848 | 1,836 | 6,426 | 0 | 0 | 375,071 |
| 1999 | 0 | 0 | 0 | 0 | 63,196 | 26,235 | 0 | 3,394 | 4,136 | 8,959 | 31,350 | 7,740 | 0 | 145,010 |
| 2000–2018 | 0 | 0 | 0 | 0 | 0 | 0 | 0 | 0 | 0 | 0 | 0 | 0 | 0 | 0 |
| **Total** | **4,290** | **3,549** | **5,707** | **38,457** | **1,041,323** | **637,838** | **70,909** | **78,719** | **43,445** | **67,625** | **172,056** | **20,480** | **132** | **2,184,530** |

## Table 9 Extra Peaking Charges for Additional Power, by Contractor (in dollars)

| Year | Napa | Solano | Alameda-Zone 7 | Alameda County | Santa Clara | Dudley Ridge | Empire | Kern | Kings | Oak Flat | Tulare | AVEK | Coachella | Desert | Littlerock | Palmdale | San Gabriel | Santa Clarita[a] | Total |
|---|---|---|---|---|---|---|---|---|---|---|---|---|---|---|---|---|---|---|---|
| 1972 | 0 | 0 | 0 | 0 | 0 | 0 | 0 | 35,269 | 0 | 0 | 10 | 0 | 0 | 0 | 0 | 0 | 0 | 0 | 35,279 |
| 1973 | 0 | 0 | 0 | 0 | 0 | 0 | 0 | 6,016 | 0 | 0 | 0 | 0 | 0 | 0 | 0 | 0 | 0 | 0 | 6,016 |
| 1974 | 0 | 0 | 0 | 0 | 0 | 0 | 0 | 7,140 | 0 | 0 | 0 | 0 | 0 | 0 | 0 | 0 | 0 | 0 | 7,140 |
| 1975 | 0 | 0 | 0 | 0 | 0 | 0 | 0 | 6,891 | 0 | 0 | 0 | 0 | 0 | 0 | 0 | 0 | 0 | 0 | 6,891 |
| 1976 | 0 | 0 | 0 | 0 | 0 | 0 | 0 | 1,981 | 0 | 0 | 0 | 0 | 0 | 0 | 0 | 0 | 0 | 0 | 1,981 |
| 1977 | 0 | 0 | 0 | 0 | 0 | 0 | 0 | 0 | 0 | 0 | 0 | 0 | 0 | 0 | 0 | 0 | 0 | 0 | 0 |
| 1978 | 0 | 0 | 0 | 0 | 0 | 2,035 | 0 | 44,484 | 42 | 0 | 0 | 2,264 | 0 | 0 | 0 | 0 | 0 | 0 | 48,825 |
| 1979 | 0 | 0 | 0 | 0 | 0 | 0 | 0 | 2,821 | 0 | 0 | 0 | 0 | 0 | 0 | 0 | 0 | 0 | 485 | 3,306 |
| 1980 | 0 | 0 | 0 | 0 | 0 | 0 | 0 | 0 | 0 | 0 | 0 | 0 | 0 | 0 | 0 | 0 | 0 | 0 | 0 |
| 1981 | 0 | 0 | 0 | 0 | 0 | 0 | 0 | 11,951 | 0 | 0 | 0 | 0 | 0 | 0 | 175 | 0 | 0 | 0 | 12,126 |
| 1982 | 0 | 0 | 0 | 0 | 0 | 2,173 | 0 | 80,945 | 0 | 0 | 0 | 4,671 | 0 | 0 | 0 | 0 | 422 | 1,128 | 89,339 |
| 1983 | 0 | 0 | 0 | 0 | 48 | 9,511 | 0 | 0 | 1,365 | 0 | 0 | 0 | 0 | 0 | 0 | 0 | 0 | 391 | 11,315 |
| 1984 | 0 | 0 | 0 | 0 | 2,874 | 0 | 0 | 144,021 | 281 | 809 | 0 | 0 | 0 | 0 | 0 | 0 | 0 | 2,906 | 150,891 |
| 1985 | 0 | 0 | 0 | 2,029 | 0 | 0 | 64 | 25,664 | 0 | 98 | 0 | 48,767 | 0 | 0 | 0 | 0 | 0 | 256 | 76,878 |
| 1986 | 0 | 0 | 0 | 0 | 0 | 0 | 0 | 0 | 0 | 13 | 2,194 | 4,614 | 0 | 0 | 0 | 0 | 0 | 0 | 6,821 |
| 1987 | 0 | 0 | 229 | 0 | 599 | 313 | 84 | 24,141 | 0 | 95 | 0 | 18,207 | 0 | 0 | 812 | 0 | 0 | 545 | 45,025 |
| 1988 | 892 | 73 | 665 | 561 | 0 | 1,853 | 1,404 | 58,905 | 0 | 72 | 2,368 | 44,526 | 0 | 0 | 0 | 0 | 0 | 627 | 111,946 |
| 1989 | 3,478 | 1,062 | 96 | 0 | 0 | 13 | 403 | 55,085 | 0 | 239 | 8,278 | 0 | 0 | 0 | 1,035 | 5,489 | 0 | 1,043 | 76,221 |
| 1990 | 63 | 0 | 470 | 0 | 0 | 0 | 0 | 28,587 | 0 | 0 | 0 | 0 | 0 | 0 | 81 | 1,025 | 0 | 0 | 30,226 |
| 1991 | 1,184 | 0 | 0 | 0 | 0 | 0 | 0 | 0 | 0 | 0 | 0 | 0 | 0 | 0 | 280 | 0 | 0 | 0 | 1,464 |
| 1992 | 271 | 257 | 0 | 0 | 0 | 0 | 49 | 10,109 | 221 | 0 | 0 | 0 | 0 | 0 | 0 | 0 | 0 | 0 | 10,907 |
| 1993 | 0 | 1,570 | 6,122 | 0 | 0 | 0 | 3,757 | 97,812 | 504 | 0 | 74,577 | 0 | 24,983 | 41,156 | 0 | 4,856 | 0 | 0 | 255,337 |
| 1994 | 0 | 759 | 896 | 0 | 0 | 0 | 7 | 9,933 | 0 | 0 | 0 | 0 | 0 | 0 | 56 | 0 | 0 | 2,450 | 14,101 |
| 1995 | 0 | 0 | 2,353 | 0 | 0 | 10,197 | 0 | 28,085 | 310 | 0 | 0 | 0 | 0 | 0 | 0 | 2,284 | 0 | 27 | 43,256 |
| 1996 | 5 | 0 | 81 | 2,612 | 0 | 334 | 205 | 4,552 | 969 | 0 | 7,809 | 0 | 0 | 0 | 0 | 3,598 | 3,232 | 0 | 23,397 |
| 1997 | 0 | 3,932 | 3,999 | 0 | 0 | 6,190 | 0 | 546,733 | 0 | 40 | 0 | 0 | 0 | 0 | 0 | 34,867 | 0 | 0 | 595,761 |
| 1998 | 0 | 0 | 19,666 | 8,442 | 0 | 22,631 | 1 | 312,626 | 0 | 651 | 0 | 0 | 0 | 0 | 0 | 11,054 | 0 | 0 | 375,071 |
| 1999 | 0 | 0 | 0 | 0 | 0 | 0 | 0 | 76,425 | 0 | 0 | 6,922 | 0 | 0 | 0 | 0 | 11,576 | 50,087 | 0 | 145,010 |
| 2000–2018 | 0 | 0 | 0 | 0 | 0 | 0 | 0 | 0 | 0 | 0 | 0 | 0 | 0 | 0 | 0 | 0 | 0 | 0 | 0 |
| **Total** | **5,893** | **7,653** | **34,577** | **13,644** | **3,521** | **55,250** | **5,974** | **1,620,176** | **3,692** | **2,017** | **102,158** | **123,049** | **24,983** | **41,156** | **2,439** | **74,749** | **53,741** | **9,858** | **2,184,530** |

[a] Castaic Lake Water Agency's SWP Water Supply Contract was transferred to Santa Clarita Valley Water Agency effective November 2, 2018.

1994 and thereafter; and all allocated water now projected to be delivered during the remainder of the project repayment period (Table B-5B).

The equivalent unit Delta Water Charges included in Table B-24 are greater than those presented in Table B-20A because water deliveries are less than the amounts shown in Table B-4.

## Equivalent Water Costs by Reach

*Table B-25* presents a summary of the equivalent unit transportation cost of conveying allocated water through respective aqueduct reaches of the Project Transportation Facilities.

Those unit costs provide the basis of charges assessed for extra service (such as delivery of allocations down-aqueduct from a SWP water contractor's turnout) and for wheeling service to entities other than the SWP water contractors.

The cumulative unit conveyance costs indicated for reaches in Table B-25 do not necessarily equal the equivalent unit Transportation Charges to SWP water contractors served from such reaches. The unit charges in Table B-24 account for the rate of water demand buildup and cost allocation factors of the individual SWP water contractors; however, the unit costs included in Table B-25 reflect the effect of melding the respective buildups and allocation criteria of all SWP water contractors whose allocations are conveyed through a given reach. Table B-25 also includes surplus water delivered prior to May 1, 1973, and Article 21 water deliveries in 1994 and thereafter.

## East Branch Enlargement Charges

*Table B-26* reflects DWR's projection of annual capital costs of the East Branch Enlargement for each aqueduct reach. These projections will be redetermined in future bulletins to include the following:

- a reallocation of costs of constructing the present East Branch facilities between Alamo Powerplant and Silverwood Lake;
- a reallocation of costs of Silverwood Lake to reflect additional use as a result of East Branch Enlargement operation;
- a reallocation of costs of San Bernardino Tunnel to reflect redistribution of flow capacities necessary for the East Branch Enlargement facilities; and
- actual enlargement construction costs.

These costs will be recovered with interest from the seven Southern California SWP water contractors participating in the enlargement, in accordance with their amended water supply contracts (see *Table 10*).

*Table B-27* lists the projected minimum OMP&R costs for each reach of the East Branch Enlargement. The costs are to be repaid by the seven SWP water contractors participating in the East Branch Enlargement. Currently, this table includes only minimum OMP&R costs attributable to the East Branch Enlargement. In accordance with Article 49(e)(1), the SWP water contractors participating in the East Branch Enlargement will also share in the remaining minimum OMP&R costs of the affected reaches, in accordance with a formula developed by DWR in consultation with the affected SWP water contractors.

*Table B-28* shows each participating SWP water contractor's share of the estimated capital costs of the East Branch Enlargement shown in Table B-26.

*Table B-29* shows the amounts of the annual capital cost components of the East Branch Enlargement Transportation Charge for each participating SWP water contractor. This component consists of each SWP water

## Table 10 Determination of Factors for Distributing Capital and Minimum OMP&R Costs of East Branch Enlargement Facilities among Participating Contractors

| Reach Number | Description |
|---|---|
| 18A | Junction, West Branch, California Aqueduct through Alamo Powerplant |
| 19 | Alamo Powerplant to Fairmont |
| 20A | Fairmont through 70th Street West |
| 20B | 70th Street West to Palmdale |
| 21 | Palmdale to Littlerock Creek |
| 22A | Littlerock Creek to Pearblossom Pumping Plant |
| 22B | Pearblossom Pumping Plant to West Fork Mojave River |
| 23B | West Fork Mojave River to Silverwood Lake (excluding Mojave Siphon Powerplant facilities) |
| 23C | Mojave Siphon Powerplant facilities |
| 24 | Cedar Springs Dam and Silverwood Lake |
| 25 | Silverwood Lake to South Portal, San Bernardino Tunnel |
| 26A | South Portal, San Bernardino Tunnel through Devil Canyon Powerplant and Second Afterbay |
| 26B | Devil Canyon Powerplant Bypass |

**Share of Enlargement Capacity (cubic feet per second)**

| Reach Number | AVEK | Coachella | Desert | Mojave | Palmdale | San Bernardino | Metropolitan | Total |
|---|---|---|---|---|---|---|---|---|
| 18A | | 151 | 13 | 136 | 6 | | 1,200 | 1,506 |
| 19 | | 151 | 13 | 136 | 6 | | 1,200 | 1,506 |
| 20A | 35 | 151 | 13 | 136 | 6 | | 1,200 | 1,541 |
| 20B | 35 | 151 | 13 | 136 | 6 | | 1,200 | 1,541 |
| 21 | 35 | 151 | 13 | 136 | | | 1,200 | 1,535 |
| 22A | 35 | 151 | 13 | 136 | | | 1,200 | 1,535 |
| 22B | | 151 | 13 | 136 | | | 1,200 | 1,500 |
| 23B | | 184 | 67 | 212 | | | 1,200 | 1,663 |
| 23C | | 184 | 67 | | | | 1,200 | 1,451 |
| 24 | | 190 | 78 | | | | 1,200 | 1,468 |
| 25 | | 193 | 83 | | | 63 | 1,200 | 1,539 |
| 26A | | 193 | 83 | | | 63 | 1,200 | 1,539 |
| 26B | | | | | | | 300 | 300 |

**Factors for Distributing Capital and Minimum OMP&R Costs of East Branch Enlargement Facilities (flow ratios)**

| Reach Number | AVEK | Coachella | Desert | Mojave | Palmdale | San Bernardino | Metropolitan | Total |
|---|---|---|---|---|---|---|---|---|
| 18A | 0.00000000 | 0.10026560 | 0.00863214 | 0.09030544 | 0.00398406 | 0.00000000 | 0.79681276 | 1.00000000 |
| 19 | 0.00000000 | 0.10026560 | 0.00863214 | 0.09030544 | 0.00398406 | 0.00000000 | 0.79681276 | 1.00000000 |
| 20A | 0.02271252 | 0.09798832 | 0.00843608 | 0.08825438 | 0.00389358 | 0.00000000 | 0.77871512 | 1.00000000 |
| 20B | 0.02271252 | 0.09798832 | 0.00843608 | 0.08825438 | 0.00389358 | 0.00000000 | 0.77871512 | 1.00000000 |
| 21 | 0.02280130 | 0.09837134 | 0.00846906 | 0.08859935 | 0.00000000 | 0.00000000 | 0.78175895 | 1.00000000 |
| 22A | 0.02280130 | 0.09837134 | 0.00846906 | 0.08859935 | 0.00000000 | 0.00000000 | 0.78175895 | 1.00000000 |
| 22B | 0.00000000 | 0.10066667 | 0.00866667 | 0.09066667 | 0.00000000 | 0.00000000 | 0.79999999 | 1.00000000 |
| 23B | 0.00000000 | 0.11064342 | 0.04028863 | 0.12748046 | 0.00000000 | 0.00000000 | 0.72158749 | 1.00000000 |
| 23C | 0.00000000 | 0.12680910 | 0.04617505 | 0.00000000 | 0.00000000 | 0.00000000 | 0.82701585 | 1.00000000 |
| 24 | 0.00000000 | 0.12942779 | 0.05313351 | 0.00000000 | 0.00000000 | 0.00000000 | 0.81743870 | 1.00000000 |
| 25 | 0.00000000 | 0.12540611 | 0.05393112 | 0.00000000 | 0.00000000 | 0.04093567 | 0.77972710 | 1.00000000 |
| 26A | 0.00000000 | 0.12540611 | 0.05393112 | 0.00000000 | 0.00000000 | 0.04093567 | 0.77972710 | 1.00000000 |
| 26B | 0.00000000 | 0.00000000 | 0.00000000 | 0.00000000 | 0.00000000 | 0.00000000 | 1.00000000 | 1.00000000 |

contractor's allocated share of debt service on bonds sold to finance the enlargement.

*Table B-30* shows the minimum OMP&R components of the East Branch Enlargement Transportation Charge for each participating SWP water contractor for each year of the project repayment period. The amounts shown in Table B-30 will recover the minimum OMP&R costs shown in Table B-27.

*Table B-31* shows the annual East Branch Enlargement Transportation Charge for each participating SWP water contractor (the sum of the corresponding amounts included in Tables B-29 and B-30).

## East Branch Extension Charges

The East Branch Extension charges recover associated costs for East Branch Extension facilities beginning at Devil Canyon Powerplant Afterbay and extending to the terminus at Noble Creek in the vicinity of Beaumont, Riverside County. These costs are separated into 3 phases: Phase 1 Original, Phase 1 Improvements, and Phase 2. The East Branch Extension costs will be recovered from two SWP water contractors—San Bernardino Valley Municipal Water District and San Gorgonio Pass Water Agency—in accordance with their amended water supply contracts. The factors for distributing minimum costs are shown in *Table 12*. *Table 13* shows the capital factors and the corresponding debt service, including the 25 percent bond cover, for each of the phases in 2020.

## South Bay Aqueduct Enlargement Charges

The South Bay Aqueduct including the enlargement capacity began operations in 2015. The enlargement construction costs are being recovered in full by Alameda County Flood Control and Water Conservation District, Zone 7 (Alameda-Zone 7). Capital charges related to a portion of the enlargement construction costs benefitting off-peak pumping are initially paid by Alameda-Zone 7 to meet the bond resolution and later recovered from SWP water contractors through the transportation variable charge. The off-peak pumping charges originally paid by Alameda-Zone 7 are then returned to Alameda-Zone 7 as a credit in the subsequent year. *Table 11* shows the corresponding debt service for the enlargement project, including the 25 percent bond cover, and the off-peak pumping debt service included in the 2020 Statements of Charges as described above.

Future Bulletin 132 editions will include the finalized minimum and capital cost distribution factors. The 2018 Statements of Charges (B132-17) began to recover and redistribute the costs of these enlarged facilities using the agreed upon distribution factors.

**Table 11 South Bay Aqueduct Enlargment Debt Service for 2020**

| Project | Total Debt Service Charge (in dollars) |
|---|---|
| **Enlargement** | |
| Alameda-Zone 7 | **17,268,579** |
| **Off-Peak Pumping** | **1,684,166** |
| **Total** | **18,952,745** |

# Short-term Agreements

DWR and the SWP water contractors execute short-term agreements that affect the SWP water contractors' charges.

## Municipal Water Quality Investigations

DWR executed a 5-year agreement in 1997 with 16 municipal and industrial SWP water contractors, who agreed to pay for allocated shares of DWR's Municipal Water Quality

**Table 12 Factors for Distributing Minimum OMP&R Costs of the East Branch Extension Facilities**

**For Calendar Year 2012 and Previous Years**

| Reach Number | Reach Description | San Bernardino | San Gorgonio | Total |
|---|---|---|---|---|
| 1 | Devil Canyon Powerplant to Junction, Foothill Pipeline near Cone Camp Road | 0.557330 | 0.442670 | 1.000000 |
| 2A | Junction, Foothill Pipeline near Cone Camp Road to Greenspot Pump Station | 0.557330 | 0.442670 | 1.000000 |
| 2B | Greenspot Pump Station to Morton Canyon Valve Vault | 0.777778 | 0.222222 | 1.000000 |
| 2C | Morton Canyon Valve Vault to Crafton Hills Pump Station | 0.777778 | 0.222222 | 1.000000 |
| 2D | Junction, Foothill Pipeline Near Cone Camp Road to Citrus Pump Station | 0.777778 | 0.222222 | 1.000000 |
| 3A | Crafton Hills Pump Station to Crafton Hills Reservoir | 0.557330 | 0.442670 | 1.000000 |
| 3B | Crafton Hills Reservoir to Garden Air Creek | 0.557330 | 0.442670 | 1.000000 |
| 4A | Garden Air Creek to Cherry Valley Pump Station | | 1.000000 | 1.000000 |
| 4B | Cherry Valley Pump Station to Terminus at Noble Creek | | 1.000000 | 1.000000 |

**For Calendar Year 2013 and Forward**

| Reach Number | Reach Description | San Bernardino | San Gorgonio | Total |
|---|---|---|---|---|
| 1 | Devil Canyon Powerplant to Junction, Foothill Pipeline near Cone Camp Road | 0.81674544 | 0.18325456 | 1.00000000 |
| 2A | Junction, Foothill Pipeline near Cone Camp Road to Greenspot Pump Station | 0.85193106 | 0.14806894 | 1.00000000 |
| 2B | Greenspot Pump Station to Morton Canyon Valve Vault | 0.77144744 | 0.22855256 | 1.00000000 |
| 2C | Morton Canyon Valve Vault to Crafton Hills Pump Station | 0.77144744 | 0.22855256 | 1.00000000 |
| 2D | Junction, Foothill Pipeline Near Cone Camp Road to Citrus Pump Station | 0.76227575 | 0.23772425 | 1.00000000 |
| 2E[a] | Citrus Pump Station to Crafton Hills Pump Station | 0.73896000 | 0.26104000 | 1.00000000 |
| 3A | Crafton Hills Pump Station to Crafton Hills Reservoir | 0.60766673 | 0.39233327 | 1.00000000 |
| 3B | Crafton Hills Reservoir to Carter Street Valve Vault | 0.58333333 | 0.41666667 | 1.00000000 |
| 3C[a] | Carter Street Vault to Garden Air Creek | 0.46994300 | 0.53005700 | 1.00000000 |
| 3D[a] | Yucaipa Connector Pipeline to Yucaipa Pipeline Tie-In | 0.73338500 | 0.26661500 | 1.00000000 |
| 3E[a] | Yucaipa Pipeline Tie-In to Carter Street Vault | 0.73338500 | 0.26661500 | 1.00000000 |
| 4A | Garden Air Creek to Cherry Valley Pump Station | | 1.00000000 | 1.00000000 |
| 4B | Cherry Valley Pump Station to Terminus at Noble Creek | | 1.00000000 | 1.00000000 |

[a] Reach designation in Phase II (calendar year 2013 and forward) have been modified to reflect new repayment reaches.

Investigations program costs. Additional amendments were executed in 2002, 2006, 2008, 2010, 2014, 2017, and 2019 to extend the program. The Municipal Water Quality Investigations charges under this agreement are included in the transportation minimum OMP&R components shown in Table B-16A.

## Feasibility Study

Nine SWP water contractors executed a short-term agreement (1997 and 1998) to participate in the feasibility study for the American Basin conjunctive-use program.

**Table 13 East Branch Extension Facilities Debt Service for 2020**

| SWP Water Contractor | Share of Participation (percent) | Total Debt Service Charge (in dollars) |
|---|---|---|
| **Phase 1 Original** | | |
| San Bernardino | 45.8417 | **4,666,626** |
| San Gorgonio | 54.1583 | **5,513,245** |
| *Subtotal* | *100.0000* | ***10,179,871*** |
| **Phase 1 Improvements** | | |
| San Bernardino | 63.3410 | **3,671,560** |
| San Gorgonio | 36.6590 | **2,125,937** |
| *Subtotal* | *100.0000* | ***5,796,497*** |
| **Phase 2** | | |
| San Bernardino | 64.4210 | **13,001,418** |
| San Gorgonio | 35.5790 | **7,180,539** |
| *Subtotal* | *100.0000* | ***20,181,957*** |
| **Total** | | **36,158,325** |

Feasibility study costs are included in Table B-16A.

## Delta Programs

SWP water contractors have agreed to participate in several Delta improvement programs that started in 2007 and extend into the future.

The first agreement pertains to the Bay Delta Conservation Plan (BDCP), which was agreed to in the Memorandum of Agreement (MOA) for Supplemental Funding for Certain Ecosystem Actions and Support for Implementation of Near-Term Water Supply, Water Quality, Ecosystem, and Levee Actions. The BDCP comprises two elements: fishery costs and consultation costs. These costs were added to the SWP water contractors' transportation minimum component for bill years 2007 through 2012.

The second agreement pertains to the non-BDCP costs of the MOA, comprising the Delta Vision and pelagic organism decline research costs. These costs were added to the SWP water contractors' conservation minimum component for bill years 2007 and 2008.

The third set of agreements pertains to the Delta Habitat Conservation and Conveyance Program (DHCCP). The agreements are between DWR and 20 participating SWP water contractors to provide 50 percent of the funding for the preliminary planning phase of an improved Delta water conveyance facility. (The remaining 50 percent is provided by the Bureau of Reclamation.) This program will assess potential habitat restoration and water conveyance options in the Delta. For bill years 2008 through 2011, nearly $70 million in charges associated with the DHCCP were billed directly to the 20 participating SWP water contractors as a separate line item in the Statements of Charges and are not reflected in the tables in this appendix.

A fourth set of agreements pertains to both DHCCP and BDCP. For bill years 2012 and 2013, an Agreement for Supplemental Funding for the Costs of Environmental Analysis, Planning and Design of Delta Conservation Measures, Including Delta Conveyance Options, was executed in 2012 between DWR and 16 participating SWP water contractors to provide 50 percent of the project funding. In 2012, $22 million was billed and in 2013, $28 million was billed directly to the 16 participating SWP water contractors as a separate line item in the Statements of Charges.

In 2018, a fifth set of funding agreements for the preconstruction planning costs of the California WaterFix facility was executed between DWR and ten participating SWP water contractors to provide gap funding. Bill years 2018 and 2019 included a total of $58.4 million, which was billed directly as separate line items in the Statements of Charges and are not reflected in the appendix tables.

During 2013, SWP water contractors agreed to participate in the San Joaquin River Flow Augmentation Program. The costs of the $4 million program were recovered in the 2014 Statements of Charges.

During 2015 and 2016, SWP water contractors requested DWR enter into agreements for San Joaquin River flow release purchases with Oakdale Irrigation District and South San Joaquin Irrigation District. The 2015 purchases of $5.75 million and the 2016 purchases of $13.75 million ($2 million invoiced in 2017) were included in the 2017 and 2018 Statements of Charges. Additionally, SWP water contractors agreed to purchase up to $12.5 million of 2018 Oakdale Irrigation District flow releases. This purchase was reflected in each SWP water contractor's 2019 charges with interest at the Project Interest Rate of 4.610.

## Sites Reservoir

In May and June 2019, SWP water contractors submitted authorization letters to DWR for participation in the Sites Reservoir Project–Phase 2. The six participating SWP water contractors were billed directly as a separate line item in the 2020 Statements of Charges totaling $36.4 million, which is not reflected in the appendix tables.

## TABLE B-1 Factors for Distributing Reach Capital Costs Among Contractors[a]

Sheet 1 of 2

| Reach No. | Reach Description | Napa | Solano | Alameda-Zone 7 | Alameda County | Santa Clara | Future Contractor South Bay | Total |
|---|---|---|---|---|---|---|---|---|
| | **NORTH BAY AQUEDUCT** | | | | | | | |
| 1 | Barker Slough through Fairfield/Vacaville Turnout | 0.29667896 | 0.70332104 | | | | | 1.00000000 |
| 2 | Fairfield/Vacaville Turnout to Cordelia Forebay | 0.38414552 | 0.61585448 | | | | | 1.00000000 |
| 3A | Cordelia Forebay through Benicia and Vallejo Turnouts | | 1.00000000 | | | | | 1.00000000 |
| 3B | Cordelia Forebay through Napa Turnout Reservoir | 1.00000000 | | | | | | 1.00000000 |
| | **SOUTH BAY AQUEDUCT** | | | | | | | |
| 1 | Bethany Reservoir through Altamont Turnout | | | 0.22599612 | 0.20663021 | 0.49237700 | 0.07499667 | 1.00000000 |
| 2 | Altamont Turnout through Patterson Reservoir | | | 0.22599658 | 0.20663059 | 0.49237783 | 0.07499500 | 1.00000000 |
| 4 | Patterson Reservoir to Del Valle Junction | | | 0.19504795 | 0.21450017 | 0.51113249 | 0.07931939 | 1.00000000 |
| 5 | Del Valle Junction through Lake del Valle | | | 0.14436367 | 0.12972254 | 0.33715573 | 0.38875806 | 1.00000000 |
| 6 | Del Valle Junction through South Livermore Turnout | | | 0.14599918 | 0.21144710 | 0.50574745 | 0.13680627 | 1.00000000 |
| 7 | South Livermore Turnout through Vallecitos Turnout | | | | 0.25176680 | 0.60218448 | 0.14604872 | 1.00000000 |
| 8 | Vallecitos Turnout through Alameda-Bayside Turnout | | | | 0.27934645 | 0.72065355 | | 1.00000000 |
| 9 | Alameda-Bayside Turnout through Santa Clara Terminal Facilities | | | | | 1.00000000 | | 1.00000000 |
| | **CALIFORNIA AQUEDUCT** | | | | | | | |
| 1 | Delta through Bethany Reservoir | | | 0.00954737 | 0.00872917 | 0.02080118 | 0.00342507 | N/A |

| Reach No. | Reach Description | San Luis Obispo | Santa Barbara | AVEK | Coachella | Crestline | Desert | Littlerock |
|---|---|---|---|---|---|---|---|---|
| | **CALIFORNIA AQUEDUCT** | | | | | | | |
| 1 | Delta through Bethany Reservoir | 0.00533010 | 0.00983337 | 0.02939084 | 0.00528315 | 0.00133612 | 0.00871300 | 0.00049180 |
| 2A | Bethany Reservoir to Orestimba Creek | 0.00557213 | 0.01027988 | 0.03072531 | 0.00552068 | 0.00139620 | 0.00910474 | 0.00051413 |
| 2B | Orestimba Creek to O'Neill Forebay | 0.00557824 | 0.01029119 | 0.03075915 | 0.00552831 | 0.00139814 | 0.00911733 | 0.00051469 |
| 3 | O'Neill Forebay to Dos Amigos Pumping Plant | 0.00557719 | 0.01028923 | 0.03075332 | 0.00552772 | 0.00139798 | 0.00911637 | 0.00051461 |
| 4 | Dos Amigos Pumping Plant to Panoche Creek | 0.00557607 | 0.01028717 | 0.03074719 | 0.00552710 | 0.00139784 | 0.00911536 | 0.00051451 |
| 5 | Panoche Creek to Five Points | 0.00557467 | 0.01028462 | 0.03073954 | 0.00552633 | 0.00139763 | 0.00911409 | 0.00051440 |
| 6 | Five Points to Arroyo Pasajero | 0.00557257 | 0.01028074 | 0.03072799 | 0.00552517 | 0.00139733 | 0.00911216 | 0.00051419 |
| 7 | Arroyo Pasajero to Kettleman City | 0.00557189 | 0.01027949 | 0.03072428 | 0.00552480 | 0.00139723 | 0.00911154 | 0.00051413 |
| 8C | Kettleman City through Milham Avenue | 0.00557103 | 0.01027792 | 0.03071961 | 0.00552432 | 0.00139712 | 0.00911076 | 0.00051405 |
| 8D | Milham Avenue through Avenal Gap | 0.00568611 | 0.01049020 | 0.03135418 | 0.00563986 | 0.00142632 | 0.00930130 | 0.00052466 |
| 9 | Avenal Gap through Twisselman Road | | | 0.03426625 | 0.00616886 | 0.00156011 | 0.01017373 | 0.00057339 |
| 10A | Twisselman Road through Lost Hills | | | 0.03481391 | 0.00626946 | 0.00158556 | 0.01033963 | 0.00058254 |
| 11B | Lost Hills to 7th Standard Road | | | 0.03835043 | 0.00691699 | 0.00174933 | 0.01140749 | 0.00064171 |
| 12D | 7th Standard Road through Elk Hills Road | | | 0.04031661 | 0.00727790 | 0.00184059 | 0.01200265 | 0.00067463 |
| 12E | Elk Hills Road through Tupman Road | | | 0.04037074 | 0.00728878 | 0.00184332 | 0.01202059 | 0.00067553 |
| 13B | Tupman Road to Buena Vista Pumping Plant | | | 0.04379882 | 0.00791595 | 0.00200194 | 0.01305492 | 0.00073290 |
| 14A | Buena Vista Pumping Plant through Santiago Creek | | | 0.04599268 | 0.00831952 | 0.00210399 | 0.01372049 | 0.00076961 |
| 14B | Santiago Creek through Old River Road | | | 0.04682530 | 0.00847388 | 0.00214303 | 0.01397505 | 0.00078354 |
| 14C | Old River Road to Wheeler Ridge Pumping Plant | | | 0.04825217 | 0.00873768 | 0.00220973 | 0.01441013 | 0.00080743 |
| 15A | Wheeler Ridge Pumping Plant to Chrisman Pumping Plant | | | 0.04905609 | 0.00888679 | 0.00224744 | 0.01465600 | 0.00082089 |
| 16A | Chrisman Pumping Plant to Edmonston Pumping Plant | | | 0.05089794 | 0.00922722 | 0.00233351 | 0.01521742 | 0.00085171 |
| 17E | Edmonston Pumping Plant to Porter Tunnel | | | 0.05329388 | 0.00967107 | 0.00244575 | 0.01594937 | 0.00089182 |
| 17F | Porter Tunnel to Junction, West Branch, California Aqueduct | | | 0.05340725 | 0.00969176 | 0.00245098 | 0.01598349 | 0.00089372 |
| 18A | Junction, West Branch, California Aqueduct through Alamo Powerplant | | | 0.13238112 | 0.02399391 | 0.00606795 | 0.03957043 | 0.00221525 |
| 19 | Alamo Powerplant to Fairmont | | | 0.13237766 | 0.02399451 | 0.00606811 | 0.03957141 | 0.00221522 |
| 19C | Buttes Junction through Buttes Reservoir | | | 1.00000000 | | | | |
| 20A | Fairmont through 70th Street West | | | 0.06847931 | 0.02576425 | 0.00651573 | 0.04249001 | 0.00237800 |
| 20B | 70th Street West to Palmdale | | | 0.02276024 | 0.02702917 | 0.00683555 | 0.04457607 | 0.00249470 |
| 21 | Palmdale to Littlerock Creek | | | 0.02318952 | 0.02754716 | 0.00696651 | 0.04543034 | 0.00254199 |
| 22A | Littlerock Creek to Pearblossom Pumping Plant | | | 0.01181870 | 0.02794143 | 0.00706621 | 0.04608043 | |
| 22B | Pearblossom Pumping Plant to West Fork Mojave River | | | | 0.02827552 | 0.00715074 | 0.04663153 | |
| 23 | West Fork Mojave River to Silverwood Lake | | | | 0.00324449 | 0.00818122 | 0.00535117 | |
| 24 | Cedar Springs Dam and Silverwood Lake | | | | 0.01024605 | 0.01251569 | 0.01690478 | |
| 25 | Silverwood Lake to South Portal, San Bernardino Tunnel | | | | | | | |
| 26A | South Portal, San Bernardino Tunnel through Devil Canyon Powerplant | | | | | | | |
| 28G | Devil Canyon Powerplant to Barton Road | | | | | | | |
| 28H | Barton Road to Lake Perris | | | | | | | |
| 28J | Perris Dam and Lake Perris | | | | | | | |
| 29A | Junction, West Branch, California Aqueduct through Oso Pumping Plant | | | | | | | |
| 29F | Oso Pumping Plant through Quail Embankment | | | | | | | |
| 29G | Quail Embankment through Warne Powerplant | | | | | | | |
| 29H | Pyramid Dam and Lake | | | | | | | |
| 29J | Pyramid Lake through Castaic Powerplant | | | | | | | |
| 30 | Castaic Dam and Lake | | | | | | | |
| 31A | Avenal Gap to Devil's Den Pumping Plant | 0.10560301 | 0.19482503 | | | | | |
| 33A | Devil's Den Pumping Plant through Tank 1 | 0.10101221 | 0.89898779 | | | | | |
| 33B | Tank 1 through Chorro Valley Turnout | 0.09912818 | 0.90087182 | | | | | |
| 34 | Chorro Valley Turnout through Lopez Turnout | 0.05479573 | 0.94520427 | | | | | |
| 35 | Lopez Turnout through Guadalupe Turnout | | 1.00000000 | | | | | |

[a] Proportionate use factors do not reflect permanent water transfers as a result of the Monterey Amendment and after.

## TABLE B-1 Factors for Distributing Reach Capital Costs Among Contractors[a]

Sheet 2 of 2

| Reach No. | Dudley Ridge | Empire | Future Contractor San Joaquin Valley | Kern Municipal and Industrial | Kern Agricultural | Kings | Oak Flat | Tulare |
|---|---|---|---|---|---|---|---|---|
| | **CALIFORNIA AQUEDUCT** | | | | | | | |
| 1 | 0.01707770 | 0.00088678 | 0.00254693 | 0.02741768 | 0.30629913 | 0.00090695 | 0.00167121 | 0.03504975 |
| 2A | 0.01781031 | 0.00092482 | 0.00266258 | 0.02864263 | 0.31945188 | 0.00094747 | 0.00174288 | 0.03655331 |
| 2B | 0.01785838 | 0.00092731 | 0.00266550 | 0.02868743 | 0.32030556 | 0.00094896 | | 0.03665201 |
| 3 | 0.01786337 | 0.00092757 | 0.00266499 | 0.02868589 | 0.32039254 | 0.00094892 | | 0.03666225 |
| 4 | 0.01786863 | 0.00092785 | 0.00266446 | 0.02868428 | 0.32048398 | 0.00094886 | | 0.03667303 |
| 5 | 0.01787517 | 0.00092819 | 0.00266380 | 0.02868227 | 0.32059816 | 0.00094879 | | 0.03668649 |
| 6 | 0.01788508 | 0.00092870 | 0.00266279 | 0.02867923 | 0.32077093 | 0.00094868 | | 0.03670685 |
| 7 | 0.01788826 | 0.00092887 | 0.00266246 | 0.02867825 | 0.32082633 | 0.00094864 | | 0.03671338 |
| 8C | 0.01789228 | 0.00092909 | 0.00266205 | 0.02867702 | 0.32089625 | 0.00094859 | | 0.03672162 |
| 8D | 0.01828779 | | 0.00271703 | 0.02928147 | 0.32798200 | | | 0.01820857 |
| 9 | | | | 0.03204523 | 0.32739538 | | | |
| 10A | | | | 0.03257442 | 0.31658608 | | | |
| 11B | | | | 0.03597398 | 0.24684668 | | | |
| 12D | | | | 0.03787171 | 0.20804762 | | | |
| 12E | | | | 0.03793198 | 0.20695175 | | | |
| 13B | | | | 0.01458796 | 0.16600071 | | | |
| 14A | | | | 0.00620338 | 0.13319181 | | | |
| 14B | | | | 0.00632023 | 0.11741558 | | | |
| 14C | | | | 0.00651962 | 0.09039633 | | | |
| 15A | | | | 0.00663252 | 0.07516317 | | | |
| 16A | | | | 0.00688973 | 0.04028829 | | | |
| 17E | | | | 0.00212516 | | | | |
| 31A | | | 0.05046240 | | 0.57546190 | | | |

| Reach No. | Mojave | Palmdale | San Bernardino | San Gabriel | San Gorgonio | Santa Clarita[b] | Metropolitan | Ventura | California Aqueduct Total |
|---|---|---|---|---|---|---|---|---|---|
| | **CALIFORNIA AQUEDUCT** | | | | | | | | |
| 1 | 0.01101147 | 0.00369131 | 0.02362857 | 0.00650354 | 0.00398392 | 0.01285827 | 0.43929350 | 0.00429212 | 1.00000000 |
| 2A | 0.01151136 | 0.00385891 | 0.02469101 | 0.00679699 | 0.00416304 | 0.01343201 | 0.45921072 | 0.00448701 | 1.00000000 |
| 2B | 0.01152409 | 0.00386317 | 0.02472511 | 0.00680570 | 0.00416880 | 0.01345351 | 0.45973548 | 0.00449194 | 1.00000000 |
| 3 | 0.01152193 | 0.00386244 | 0.02472246 | 0.00680478 | 0.00416835 | 0.01345294 | 0.45965407 | 0.00449108 | 1.00000000 |
| 4 | 0.01151965 | 0.00386167 | 0.02471968 | 0.00680380 | 0.00416787 | 0.01345233 | 0.45956848 | 0.00449019 | 1.00000000 |
| 5 | 0.01151681 | 0.00386070 | 0.02471620 | 0.00680259 | 0.00416730 | 0.01345157 | 0.45946161 | 0.00448907 | 1.00000000 |
| 6 | 0.01151251 | 0.00385926 | 0.02471095 | 0.00680076 | 0.00416640 | 0.01345042 | 0.45929991 | 0.00448738 | 1.00000000 |
| 7 | 0.01151113 | 0.00385879 | 0.02470927 | 0.00680016 | 0.00416612 | 0.01345006 | 0.45924807 | 0.00448685 | 1.00000000 |
| 8C | 0.01150938 | 0.00385821 | 0.02470716 | 0.00679941 | 0.00416576 | 0.01344960 | 0.45918261 | 0.00448616 | 1.00000000 |
| 8D | 0.01174718 | 0.00393793 | 0.02522383 | 0.00694100 | 0.00425288 | 0.01343353 | 0.46868533 | 0.00457883 | 1.00000000 |
| 9 | 0.01283841 | 0.00430367 | 0.02758959 | 0.00758975 | 0.00465175 | 0.01356094 | 0.51227887 | 0.00500407 | 1.00000000 |
| 10A | 0.01304366 | 0.00437246 | 0.02803943 | 0.00771262 | 0.00472760 | 0.01377767 | 0.52049091 | 0.00508405 | 1.00000000 |
| 11B | 0.01436906 | 0.00481665 | 0.03093503 | 0.00850448 | 0.00521581 | 0.01517717 | 0.57349473 | 0.00560046 | 1.00000000 |
| 12D | 0.01510596 | 0.00506361 | 0.03254889 | 0.00894541 | 0.00548790 | 0.01595523 | 0.60297374 | 0.00588755 | 1.00000000 |
| 12E | 0.01512626 | 0.00507040 | 0.03259749 | 0.00895830 | 0.00549608 | 0.01597665 | 0.60379667 | 0.00589546 | 1.00000000 |
| 13B | 0.01641098 | 0.00550099 | 0.03540212 | 0.00972547 | 0.00596896 | 0.01733322 | 0.65516902 | 0.00639604 | 1.00000000 |
| 14A | 0.01723325 | 0.00577656 | 0.03720681 | 0.01021819 | 0.00627322 | 0.01820137 | 0.68807273 | 0.00671639 | 1.00000000 |
| 14B | 0.01754538 | 0.00588113 | 0.03789703 | 0.01040613 | 0.00638960 | 0.01853084 | 0.70057530 | 0.00683798 | 1.00000000 |
| 14C | 0.01808019 | 0.00606036 | 0.03907670 | 0.01072763 | 0.00658850 | 0.01909545 | 0.72199174 | 0.00704634 | 1.00000000 |
| 15A | 0.01838154 | 0.00616135 | 0.03974336 | 0.01090913 | 0.00670088 | 0.01941356 | 0.73406357 | 0.00716371 | 1.00000000 |
| 16A | 0.01907194 | 0.00639271 | 0.04126559 | 0.01132404 | 0.00695754 | 0.02014241 | 0.76170731 | 0.00743264 | 1.00000000 |
| 17E | 0.01997003 | 0.00669365 | 0.04325018 | 0.01186455 | 0.00729213 | 0.02109050 | 0.79767940 | 0.00778251 | 1.00000000 |
| 17F | 0.02001251 | 0.00670788 | 0.04334270 | 0.01188988 | 0.00730773 | 0.02113537 | 0.79937767 | 0.00779906 | 1.00000000 |
| 18A | 0.04960424 | 0.01662680 | 0.10730448 | 0.02944860 | 0.01809192 | | 0.57469530 | | 1.00000000 |
| 19 | 0.04960300 | 0.01662640 | 0.10730707 | 0.02944876 | 0.01809230 | | 0.57469556 | | 1.00000000 |
| 19C | | | | | | | | | 1.00000000 |
| 20A | 0.05324853 | 0.01784830 | 0.11522152 | 0.03161798 | 0.01942666 | | 0.61700971 | | 1.00000000 |
| 20B | 0.05586076 | 0.01872390 | 0.12087843 | 0.03316986 | 0.02038045 | | 0.64729087 | | 1.00000000 |
| 21 | 0.05692053 | | 0.12319480 | 0.03380324 | 0.02077093 | | 0.65963498 | | 1.00000000 |
| 22A | 0.05773082 | | 0.12495766 | 0.03428605 | 0.02106816 | | 0.66905054 | | 1.00000000 |
| 22B | 0.05842136 | | 0.12645207 | 0.03469614 | 0.02132008 | | 0.67705256 | | 1.00000000 |
| 23 | | | 0.14467451 | 0.03969010 | 0.02439237 | | 0.77446614 | | 1.00000000 |
| 24 | | | 0.22243002 | 0.04339444 | 0.02843498 | | 0.66607404 | | 1.00000000 |
| 25 | | | 0.14947726 | 0.03997502 | 0.02520426 | | 0.78534346 | | 1.00000000 |
| 26A | | | 0.14947726 | 0.03997502 | 0.02520426 | | 0.78534346 | | 1.00000000 |
| 28G | | | 0.05126137 | | | | 0.94873863 | | 1.00000000 |
| 28H | | | | | | | 1.00000000 | | 1.00000000 |
| 28J | | | | | | | 1.00000000 | | 1.00000000 |
| 29A | | | | | | 0.03544337 | 0.95147783 | 0.01307880 | 1.00000000 |
| 29F | | | | | | 0.03544339 | 0.95147785 | 0.01307876 | 1.00000000 |
| 29G | | | | | | 0.03544339 | 0.95147785 | 0.01307876 | 1.00000000 |
| 29H | | | | | | 0.02817144 | 0.96278381 | 0.00904475 | 1.00000000 |
| 29J | | | | | | 0.03544338 | 0.95147787 | 0.01307875 | 1.00000000 |
| 30 | | | | | | 0.02927284 | 0.96212388 | 0.00860328 | 1.00000000 |
| 31A | | | | | | 0.07364766 | | | 1.00000000 |
| 33A | | | | | | | | | 1.00000000 |
| 33B | | | | | | | | | 1.00000000 |
| 34 | | | | | | | | | 1.00000000 |
| 35 | | | | | | | | | 1.00000000 |

[a] Proportionate use factors do not reflect permanent water transfers as a result of the Monterey Amendment and after.

[b] Castaic Lake Water Agency's SWP Water Supply Contract was transferred to Santa Clarita Valley Water Agency effective November 2, 2018.

## TABLE B-2 Factors for Distributing Reach Minimum OMP&R Costs Among Contractors[a]

Sheet 1 of 2

| Reach No. | Reach Description | Napa | Solano | Alameda-Zone 7[b] | Alameda County | Santa Clara | Future South Bay Contractor | Total |
|---|---|---|---|---|---|---|---|---|
| | **NORTH BAY AQUEDUCT** | | | | | | | |
| 1 | Barker Slough through Fairfield/Vacaville Turnout | 0.29251728 | 0.70748272 | | | | | 1.00000000 |
| 2 | Fairfield/Vacaville Turnout to Cordelia Forebay | 0.42000793 | 0.57999207 | | | | | 1.00000000 |
| 3A | Cordelia Forebay through Benicia and Vallejo Turnouts | | 1.00000000 | | | | | 1.00000000 |
| 3B | Cordelia Forebay through Napa Turnout Reservoir | 1.00000000 | | | | | | 1.00000000 |
| | **SOUTH BAY AQUEDUCT** | | | | | | | |
| 1 | Bethany Reservoir through Altamont Turnout | | | 0.42946876 | 0.16864923 | 0.40188201 | 0.00000000 | 1.00000000 |
| 2 | Altamont Turnout through Patterson Reservoir | | | 0.39618910 | 0.17848805 | 0.42532285 | 0.00000000 | 1.00000000 |
| 4 | Patterson Reservoir to Del Valle Junction | | | 0.37257554 | 0.18546748 | 0.44195698 | 0.00000000 | 1.00000000 |
| 5 | Del Valle Junction through Lake del Valle | | | 0.53312173 | 0.12972254 | 0.33715573 | 0.00000000 | 1.00000000 |
| 6 | Del Valle Junction through South Livermore Turnout | | | 0.28280545 | 0.21144710 | 0.50574745 | 0.00000000 | 1.00000000 |
| 7 | South Livermore Turnout through Vallecitos Turnout | | | 0.14604872 | 0.25176680 | 0.60218448 | 0.00000000 | 1.00000000 |
| 8 | Vallecitos Turnout through Alameda-Bayside Turnout | | | | 0.27934645 | 0.72065355 | | 1.00000000 |
| 9 | Alameda-Bayside Turnout through Santa Clara Terminal Facilities | | | | | 1.00000000 | | 1.00000000 |
| | **CALIFORNIA AQUEDUCT** | | | | | | | |
| 1 | Delta through Bethany Reservoir | | | | 0.00870517 | 0.02074403 | | N/A |

| Reach No. | Reach Description | San Luis Obispo | Santa Barbara | AVEK | Coachella | Crestline | Desert | Littlerock |
|---|---|---|---|---|---|---|---|---|
| | **CALIFORNIA AQUEDUCT** | | | | | | | |
| 1 | Delta through Bethany Reservoir | 0.00531721 | 0.00980965 | 0.03130290 | 0.03261149 | 0.00133220 | 0.01285625 | 0.00049034 |
| 2A | Bethany Reservoir to Orestimba Creek | 0.00556969 | 0.01027545 | 0.03278363 | 0.03414192 | 0.00139484 | 0.01346023 | 0.00051362 |
| 2B | Orestimba Creek to O'Neill Forebay | 0.00557579 | 0.01028673 | 0.03282317 | 0.03419082 | 0.00139677 | 0.01347910 | 0.00051418 |
| 3 | O'Neill Forebay to Dos Amigos Pumping Plant | 0.00557472 | 0.01028476 | 0.03281798 | 0.03418767 | 0.00139663 | 0.01347773 | 0.00051409 |
| 4 | Dos Amigos Pumping Plant to Panoche Creek | 0.00557360 | 0.01028270 | 0.03281253 | 0.03418436 | 0.00139648 | 0.01347630 | 0.00051400 |
| 5 | Panoche Creek to Five Points | 0.00557222 | 0.01028014 | 0.03280571 | 0.03418023 | 0.00139630 | 0.01347451 | 0.00051388 |
| 6 | Five Points to Arroyo Pasajero | 0.00557012 | 0.01027626 | 0.03279539 | 0.03417401 | 0.00139599 | 0.01347180 | 0.00051368 |
| 7 | Arroyo Pasajero to Kettleman City | 0.00556944 | 0.01027501 | 0.03279208 | 0.03417200 | 0.00139589 | 0.01347093 | 0.00051361 |
| 8C | Kettleman City through Milham Avenue | 0.00551362 | 0.01017203 | 0.03245544 | 0.03380385 | 0.00138102 | 0.01332672 | 0.00050847 |
| 8D | Milham Avenue through Avenal Gap | 0.00562578 | 0.01037893 | 0.03311858 | 0.03450099 | 0.00140943 | 0.01360122 | 0.00051880 |
| 9 | Avenal Gap through Twisselman Road | | | 0.03487590 | 0.03506593 | 0.00151577 | 0.01430879 | 0.00055739 |
| 10A | Twisselman Road through Lost Hills | | | 0.03541492 | 0.03560973 | 0.00153966 | 0.01453292 | 0.00056600 |
| 11B | Lost Hills to 7th Standard Road | | | 0.03876599 | 0.03898858 | 0.00168766 | 0.01592313 | 0.00061955 |
| 12D | 7th Standard Road through Elk Hills Road | | | 0.04062326 | 0.04086218 | 0.00176990 | 0.01669509 | 0.00064922 |
| 12E | Elk Hills Road through Tupman Road | | | 0.04067436 | 0.04091461 | 0.00177239 | 0.01671773 | 0.00065006 |
| 13B | Tupman Road to Buena Vista Pumping Plant | | | 0.04396863 | 0.04423547 | 0.00191768 | 0.01808321 | 0.00070269 |
| 14A | Buena Vista Pumping Plant through Santiago Creek | | | 0.04605876 | 0.04634448 | 0.00201035 | 0.01895277 | 0.00073611 |
| 14B | Santiago Creek through Old River Road | | | 0.04670791 | 0.04700238 | 0.00203984 | 0.01922748 | 0.00074647 |
| 14C | Old River Road to Wheeler Ridge Pumping Plant | | | 0.04788751 | 0.04819483 | 0.00209269 | 0.01972179 | 0.00076533 |
| 15A | Wheeler Ridge Pumping Plant to Chrisman Pumping Plant | | | 0.04857809 | 0.04889274 | 0.00212358 | 0.02001090 | 0.00077637 |
| 16A | Chrisman Pumping Plant to Edmonston Pumping Plant | | | 0.05017462 | 0.05050488 | 0.00219467 | 0.02067706 | 0.00080191 |
| 17E | Edmonston Pumping Plant to Porter Tunnel | | | 0.05215958 | 0.05250984 | 0.00228321 | 0.02150622 | 0.00083365 |
| 17F | Porter Tunnel to Junction, West Branch, California Aqueduct | | | 0.05226294 | 0.05261398 | 0.00228776 | 0.02154897 | 0.00083530 |
| 18A | Junction, West Branch, California Aqueduct through Alamo Powerplant | | | 0.13774725 | 0.11306511 | 0.00603056 | 0.05137695 | 0.00220155 |
| 19 | Alamo Powerplant to Fairmont | | | 0.13774370 | 0.11306344 | 0.00603069 | 0.05137766 | 0.00220151 |
| 19C | Buttes Junction through Buttes Reservoir | | | 1.00000000 | | | | |
| 20A | Fairmont through 70th Street West | | | 0.06855702 | 0.12212506 | 0.00651522 | 0.05550243 | 0.00237787 |
| 20B | 70th Street West to Palmdale | | | 0.02284441 | 0.12811683 | 0.00683511 | 0.05822670 | 0.00249455 |
| 21 | Palmdale to Littlerock Creek | | | 0.02327543 | 0.13055246 | 0.00696606 | 0.05933989 | 0.00254183 |
| 22A | Littlerock Creek to Pearblossom Pumping Plant | | | 0.01190663 | 0.13241285 | 0.00706574 | 0.06018798 | |
| 22B | Pearblossom Pumping Plant to West Fork Mojave River | | | 0.00195128 | 0.13374659 | 0.00713697 | 0.06079440 | |
| 23 | West Fork Mojave River to Silverwood Lake | | | | 0.12416451 | 0.00818135 | 0.02168414 | |
| 24 | Cedar Springs Dam and Silverwood Lake | | | | 0.02651510 | 0.01251569 | 0.01910229 | |
| 25 | Silverwood Lake to South Portal San Bernardino Tunnel | | | | 0.09751351 | | 0.01317145 | |
| 26A | South Portal, San Bernardino Tunnel through Devil Canyon Powerplant | | | | 0.12013473 | | 0.01622697 | |
| 28G | Devil Canyon Powerplant to Barton Road | | | | 0.30672992 | | 0.04143095 | |
| 28H | Barton Road to Lake Perris | | | | 0.32330286 | | 0.04366951 | |
| 28J | Perris Dam and Lake Perris | | | | 0.32330202 | | 0.04366970 | |
| 29A | Junction, West Branch, California Aqueduct through Oso Pumping Plant | | | 0.00296720 | | | | |
| 29F | Oso Pumping Plant through Quail Embankment | | | 0.00296796 | | | | |
| 29G | Quail Embankment through Warne Powerplant | | | | | | | |
| 29H | Pyramid Dam and Lake | | | | | | | |
| 29J | Pyramid Lake through Castaic Powerplant | | | | | | | |
| 30 | Castaic Dam and Lake | | | | | | | |
| 31A | Avenal Gap to Devil's Den Pumping Plant | 0.10542164 | 0.19449108 | | 0.05400251 | | 0.01800084 | |
| 33A | Devil's Den Pumping Plant through Tank 1 | 0.10101221 | 0.89898779 | | | | | |
| 33B | Tank 1 through Chorro Valley Turnout | 0.10101221 | 0.89898779 | | | | | |
| 34 | Chorro Valley Turnout through Lopez Turnout | 0.05271277 | 0.94728723 | | | | | |
| 35 | Lopez Turnout through Guadalupe Turnout | | 1.00000000 | | | | | |

[a] Proportionate use factors apply to 2019, and reflect permanent capacity water transfers that have been signed as of February 1, 2018.

[b] South Bay Aqueduct factors reflect enlargement capacities for Alameda County Flood Control and Water Conservation District, Zone 7. These factors are applicable for years 2015 and forward.

## TABLE B-2 Factors for Distributing Reach Minimum OMP&R Costs Among Contractors[a]

Sheet 2 of 2

| Reach No. | Napa | Solano | Alameda-Zone 7 | Dudley Ridge | Empire | Future Contractor San Joaquin Valley | Kern Municipal and Industrial | Kern Agricultural | Kings | Oak Flat | Tulare |
|---|---|---|---|---|---|---|---|---|---|---|---|
| | **CALIFORNIA AQUEDUCT** | | | | | | | | | | |
| 1 | 0.00101482 | 0.00145893 | 0.02319901 | 0.01349570 | 0.00088461 | 0.00254078 | 0.02734537 | 0.27096661 | 0.00247148 | 0.00166714 | 0.02580275 |
| 2A | 0.00106145 | 0.00152588 | 0.00868251 | 0.01410081 | 0.00092428 | 0.00266143 | 0.02862280 | 0.28310507 | 0.00258398 | 0.00174185 | 0.02695974 |
| 2B | 0.00106360 | 0.00152903 | 0.00869820 | 0.01413883 | 0.00092676 | 0.00266435 | 0.02866750 | 0.28387568 | 0.00258988 | | 0.02703241 |
| 3 | 0.00106370 | 0.00152918 | 0.00869836 | 0.01414278 | 0.00092702 | 0.00266383 | 0.02866595 | 0.28395699 | 0.00259028 | | 0.02703994 |
| 4 | 0.00106379 | 0.00152932 | 0.00869852 | 0.01414692 | 0.00092729 | 0.00266329 | 0.02866433 | 0.28404246 | 0.00259072 | | 0.02704786 |
| 5 | 0.00106390 | 0.00152950 | 0.00869873 | 0.01415210 | 0.00092763 | 0.00266262 | 0.02866229 | 0.28414920 | 0.00259125 | | 0.02705775 |
| 6 | 0.00106409 | 0.00152978 | 0.00869906 | 0.01415993 | 0.00092814 | 0.00266161 | 0.02865922 | 0.28431071 | 0.00259206 | | 0.02707272 |
| 7 | 0.00106415 | 0.00152988 | 0.00869918 | 0.01416245 | 0.00092832 | 0.00266127 | 0.02865823 | 0.28436250 | 0.00259232 | | 0.02707752 |
| 8C | 0.00105126 | 0.00151126 | 0.00859811 | 0.01396988 | 0.00091570 | 0.00263462 | 0.02834121 | 0.28048000 | 0.00255949 | | 0.02670939 |
| 8D | 0.00107347 | 0.00154323 | 0.00877815 | 0.01427284 | | 0.00268820 | 0.02892875 | 0.28656839 | 0.00165698 | | 0.00825002 |
| 9 | 0.00079077 | 0.00109117 | 0.00779026 | | | | 0.03113088 | 0.28994559 | | | |
| 10A | 0.00080367 | 0.00110880 | 0.00791534 | | | | 0.03162743 | 0.27881661 | | | |
| 11B | 0.00064367 | 0.00094254 | 0.00351060 | | | | 0.03469801 | 0.21548493 | | | |
| 12D | | | | | | | 0.03640750 | 0.18286854 | | | |
| 12E | | | | | | | 0.03646180 | 0.18175865 | | | |
| 13B | | | | | | | 0.01396780 | 0.14042247 | | | |
| 14A | | | | | | | 0.00592355 | 0.10802055 | | | |
| 14B | | | | | | | 0.00601264 | 0.09940480 | | | |
| 14C | | | | | | | 0.00617095 | 0.07838713 | | | |
| 15A | | | | | | | 0.00626342 | 0.06492276 | | | |
| 16A | | | | | | | 0.00647554 | 0.03387634 | | | |
| 17E | | | | | | | 0.00198233 | | | | |
| 31A | 0.00628695 | 0.00977801 | 0.02617705 | | | 0.05037550 | | 0.36716813 | 0.00176551 | | |

| Reach No. | Mojave | Palmdale | San Bernardino | San Gabriel | San Goronio | Santa Clarita[c] | Metroplitan | Ventura | California Aqueduct Total |
|---|---|---|---|---|---|---|---|---|---|
| | **CALIFORNIA AQUEDUCT** | | | | | | | | |
| 1 | 0.02235967 | 0.00458372 | 0.02355927 | 0.00648440 | 0.00397223 | 0.02543294 | 0.41531378 | 0.00427755 | 1.00000000 |
| 2A | 0.02339345 | 0.00480082 | 0.02466697 | 0.00679035 | 0.00415899 | 0.02659606 | 0.43500352 | 0.00448066 | 1.00000000 |
| 2B | 0.02343677 | 0.00480645 | 0.02470097 | 0.00679904 | 0.00416471 | 0.02665338 | 0.43550031 | 0.00448557 | 1.00000000 |
| 3 | 0.02343752 | 0.00480564 | 0.02469831 | 0.00679811 | 0.00416426 | 0.02665660 | 0.43542322 | 0.00448473 | 1.00000000 |
| 4 | 0.02343829 | 0.00480480 | 0.02469552 | 0.00679714 | 0.00416380 | 0.02665996 | 0.43534219 | 0.00448383 | 1.00000000 |
| 5 | 0.02343927 | 0.00480373 | 0.02469202 | 0.00679592 | 0.00416322 | 0.02666418 | 0.43524098 | 0.00448272 | 1.00000000 |
| 6 | 0.02344072 | 0.00480212 | 0.02468675 | 0.00679407 | 0.00416233 | 0.02667055 | 0.43508787 | 0.00448102 | 1.00000000 |
| 7 | 0.02344119 | 0.00480162 | 0.02468505 | 0.00679346 | 0.00416205 | 0.02667259 | 0.43503878 | 0.00448048 | 1.00000000 |
| 8C | 0.02316660 | 0.00475269 | 0.02442207 | 0.00672261 | 0.00411770 | 0.02634212 | 0.44210856 | 0.00443558 | 1.00000000 |
| 8D | 0.02365255 | 0.00484967 | 0.02492461 | 0.00686039 | 0.00420245 | 0.02690139 | 0.45116937 | 0.00452581 | 1.00000000 |
| 9 | 0.02151929 | 0.00521180 | 0.02680496 | 0.00737540 | 0.00451947 | 0.02759444 | 0.48503968 | 0.00486251 | 1.00000000 |
| 10A | 0.02185034 | 0.00529275 | 0.02722726 | 0.00749079 | 0.00459067 | 0.02804585 | 0.49262963 | 0.00493763 | 1.00000000 |
| 11B | 0.02391004 | 0.00579559 | 0.02984414 | 0.00820674 | 0.00503189 | 0.03082566 | 0.53971652 | 0.00540476 | 1.00000000 |
| 12D | 0.02505081 | 0.00599111 | 0.03129850 | 0.00860427 | 0.00527709 | 0.03237873 | 0.56586015 | 0.00566365 | 1.00000000 |
| 12E | 0.02508148 | 0.00599865 | 0.03134228 | 0.00861586 | 0.00528449 | 0.03243323 | 0.56662365 | 0.00567076 | 1.00000000 |
| 13B | 0.02710686 | 0.00648455 | 0.03391167 | 0.00931912 | 0.00571769 | 0.03515621 | 0.61287595 | 0.00613000 | 1.00000000 |
| 14A | 0.02839029 | 0.00679287 | 0.03555047 | 0.00976684 | 0.00599398 | 0.03671535 | 0.64232226 | 0.00642137 | 1.00000000 |
| 14B | 0.02878644 | 0.00688867 | 0.03607197 | 0.00990811 | 0.00608189 | 0.03299597 | 0.65161359 | 0.00651184 | 1.00000000 |
| 14C | 0.02950887 | 0.00706269 | 0.03700648 | 0.01016250 | 0.00623945 | 0.03177926 | 0.66834427 | 0.00667625 | 1.00000000 |
| 15A | 0.02993197 | 0.00716455 | 0.03755281 | 0.01031130 | 0.00633155 | 0.03223745 | 0.67812999 | 0.00677252 | 1.00000000 |
| 16A | 0.03091124 | 0.00740007 | 0.03880992 | 0.01065425 | 0.00654351 | 0.03329671 | 0.70068423 | 0.00699505 | 1.00000000 |
| 17E | 0.03212830 | 0.00769290 | 0.04037534 | 0.01108105 | 0.00680742 | 0.03461371 | 0.72875471 | 0.00727174 | 1.00000000 |
| 17F | 0.03219190 | 0.00770814 | 0.04045569 | 0.01110307 | 0.00682097 | 0.03468230 | 0.73020283 | 0.00728615 | 1.00000000 |
| 18A | 0.04929713 | 0.01652427 | 0.10664131 | 0.02926634 | 0.01798005 | | 0.46986948 | | 1.00000000 |
| 19 | 0.04929585 | 0.01652388 | 0.10664396 | 0.02926656 | 0.01798044 | | 0.46987231 | | 1.00000000 |
| 19C | | | | | | | | | 1.00000000 |
| 20A | 0.05324421 | 0.01784728 | 0.11521174 | 0.03161525 | 0.01942494 | | 0.50757898 | | 1.00000000 |
| 20B | 0.05585607 | 0.01872278 | 0.12086783 | 0.03316690 | 0.02037859 | | 0.53249023 | | 1.00000000 |
| 21 | 0.05691567 | | 0.12318381 | 0.03380017 | 0.02076901 | | 0.54265567 | | 1.00000000 |
| 22A | 0.05772584 | | 0.12494639 | 0.03428290 | 0.02106619 | | 0.55040548 | | 1.00000000 |
| 22B | 0.05830722 | | 0.12620561 | 0.03462835 | 0.02127845 | | 0.55595113 | | 1.00000000 |
| 23 | | | 0.14467451 | 0.03969010 | 0.02439237 | | 0.63721302 | | 1.00000000 |
| 24 | | | 0.22243002 | 0.04339445 | 0.02843498 | | 0.64760747 | | 1.00000000 |
| 25 | | | 0.11825184 | 0.03722720 | 0.01993915 | | 0.71389685 | | 1.00000000 |
| 26A | | | 0.14947726 | 0.03997501 | 0.02520426 | | 0.64898177 | | 1.00000000 |
| 28G | | | 0.05126136 | | | | 0.60057777 | | 1.00000000 |
| 28H | | | | | | | 0.63302763 | | 1.00000000 |
| 28J | | | | | | | 0.63302828 | | 1.00000000 |
| 29A | | | | | | 0.05726734 | 0.92702291 | 0.01274255 | 1.00000000 |
| 29F | | | | | | 0.05726649 | 0.92702302 | 0.01274253 | 1.00000000 |
| 29G | | | | | | 0.05742327 | 0.92979606 | 0.01278067 | 1.00000000 |
| 29H | | | | | | 0.03349572 | 0.95753173 | 0.00897255 | 1.00000000 |
| 29J | | | | | | 0.05740996 | 0.92980918 | 0.01278086 | 1.00000000 |
| 30 | | | | | | 0.03248607 | 0.95895422 | 0.00855971 | 1.00000000 |
| 31A | 0.09301782 | | | | | 0.07351496 | | | 1.00000000 |
| 33A | | | | | | | | | 1.00000000 |
| 33B | | | | | | | | | 1.00000000 |
| 34 | | | | | | | | | 1.00000000 |
| 35 | | | | | | | | | 1.00000000 |

[a] Proportionate use factors apply to 2019 and reflect permanent capacity water transfers that have been signed as of February 1, 2018.

[c] Castaic Lake Water Agency's SWP Water Supply Contract was transferred to Santa Clarita Valley Water Agency effective November 2, 2018.

## TABLE B-3 Power Costs and Credits, Transmission Costs and Annual Replacement Deposits for Each Aqueduct Pumping and Power Recovery Plant[a] (in dollars)

Sheet 1 of 3

| | NORTH BAY AQUEDUCT | | | SOUTH BAY AQUEDUCT | CALIFORNIA AQUEDUCT | | | |
|---|---|---|---|---|---|---|---|---|
| | Reach 1 | Reach 3A | Reach 3B | Reach 1[c] | Reach 1 | Reach 4 | Reach 14A | Reach 15A |
| Calendar Year | Barker Slough Pumping Plant | Cordelia Pumping Plant Solano | Cordelia Pumping Plant Napa[b] | South Bay and Del Valle Pumping Plants | Banks Pumping Plant | Dos Amigos Pumping Plant | Buena Vista Pumping Plant | Teerink Pumping Plant |
| | [1] | [2] | [3] | [4] | [5] | [6] | [7] | [8] |
| 1961 | 0 | 0 | 0 | 0 | 0 | 0 | 0 | 0 |
| 1962 | 0 | 0 | 0 | 36,771 | 0 | 0 | 0 | 0 |
| 1963 | 0 | 0 | 0 | 55,654 | 0 | 0 | 0 | 0 |
| 1964 | 0 | 0 | 0 | 73,240 | 0 | 0 | 0 | 0 |
| 1965 | 0 | 0 | 0 | 137,665 | 0 | 0 | 0 | 0 |
| 1966 | 0 | 0 | 0 | 186,064 | 0 | 0 | 0 | 0 |
| 1967 | 0 | 0 | 0 | 216,515 | 15,453 | 0 | 0 | 0 |
| 1968 | 0 | 0 | 6,989 | 336,671 | 452,630 | 202,947 | 0 | 0 |
| 1969 | 0 | 0 | 8,551 | 257,579 | 293,741 | 135,425 | 0 | 0 |
| 1970 | 0 | 0 | 13,598 | 396,358 | 346,215 | 211,197 | 1 | 0 |
| 1971 | 0 | 0 | 10,609 | 381,662 | 574,015 | 225,188 | 115,801 | 2,564 |
| 1972 | 0 | 0 | 14,434 | 598,702 | 933,292 | 492,633 | 198,914 | 68,304 |
| 1973 | 0 | 0 | 14,449 | 493,490 | 688,030 | 381,232 | 263,468 | 236,623 |
| 1974 | 0 | 0 | 17,473 | 565,575 | 783,562 | 447,772 | 315,939 | 324,966 |
| 1975 | 0 | 0 | 14,779 | 349,758 | 1,341,019 | 518,322 | 508,060 | 552,952 |
| 1976 | 0 | 0 | 20,856 | 571,361 | 1,638,453 | 641,115 | 712,947 | 713,875 |
| 1977 | 0 | 0 | 22,635 | 512,996 | 1,013,307 | 277,439 | 265,169 | 300,985 |
| 1978 | 0 | 0 | 21,692 | 586,355 | 2,339,502 | 560,759 | 689,236 | 616,104 |
| 1979 | 0 | 0 | 16,237 | 605,136 | 3,554,256 | 1,008,564 | 776,016 | 749,188 |
| 1980 | 0 | 0 | 19,945 | 523,369 | 2,083,336 | 1,129,152 | 1,051,629 | 1,047,495 |
| 1981 | 0 | 0 | 23,842 | 567,692 | 3,952,931 | 1,939,189 | 1,336,867 | 1,319,739 |
| 1982 | 0 | 0 | 12,157 | 605,780 | 3,082,031 | 1,363,705 | 1,200,226 | 1,213,660 |
| 1983 | 0 | 0 | 2,342 | 82,222 | 1,001,612 | 396,086 | 450,801 | 432,165 |
| 1984 | 0 | 0 | 4,822 | 271,543 | 1,856,959 | 976,773 | 823,681 | 770,618 |
| 1985 | 0 | 0 | 10,188 | 451,020 | 3,186,029 | 1,621,418 | 1,409,980 | 1,411,621 |
| 1986 | 0 | 0 | 15,501 | 807,984 | 6,601,752 | 2,627,407 | 2,405,224 | 2,432,322 |
| 1987 | 0 | 0 | 27,223 | 886,956 | 5,820,699 | 2,555,341 | 2,295,575 | 2,286,066 |
| 1988 | 17,813 | 0 | 24,020 | 909,300 | 6,365,669 | 2,648,986 | 2,628,985 | 2,636,224 |
| 1989 | 29,819 | 43,846 | 26,519 | 1,161,160 | 9,964,956 | 4,002,409 | 4,130,033 | 4,159,440 |
| 1990 | 52,210 | 67,109 | 40,775 | 1,834,626 | 10,554,762 | 4,541,508 | 5,855,196 | 6,099,412 |
| 1991 | 10,429 | 10,118 | 5,252 | 378,966 | 1,994,449 | 510,781 | 944,445 | 1,077,662 |
| 1992 | 13,319 | 13,070 | 9,406 | 311,251 | 3,385,375 | 1,235,571 | 1,366,433 | 1,441,966 |
| 1993 | (11,941) | (8,753) | (5,392) | (158,214) | 537,591 | 348,409 | (127,617) | (104,923) |
| 1994 | 46,791 | 39,624 | 29,189 | 799,624 | 6,013,464 | 2,450,174 | 2,778,971 | 2,823,137 |
| 1995 | 20,014 | 20,620 | 11,791 | 247,645 | 4,066,595 | 1,532,502 | 952,304 | 877,047 |
| 1996 | 57,320 | 47,288 | 23,483 | 619,160 | 8,385,766 | 4,056,188 | 2,565,655 | 2,378,677 |
| 1997 | 67,416 | 52,935 | 21,955 | 986,312 | 7,010,228 | 2,870,194 | 2,637,433 | 2,469,147 |
| 1998 | (11,427) | (10,141) | (4,879) | (133,721) | 204,374 | (365,361) | (319,014) | (295,861) |
| 1999 | 36,054 | 26,104 | 11,921 | 521,799 | 6,462,089 | 2,482,790 | 1,749,495 | 1,508,344 |
| 2000 | 60,770 | 42,270 | 15,522 | 738,749 | 8,139,852 | 3,158,037 | 3,023,609 | 3,191,600 |
| 2001 | 370,971 | 247,499 | 211,786 | 4,203,321 | 27,319,774 | 10,577,923 | 14,853,220 | 15,739,675 |
| 2002 | 192,540 | 104,564 | 61,470 | 2,036,126 | 17,666,689 | 7,284,182 | 8,870,415 | 9,554,380 |
| 2003 | 198,411 | 118,387 | 97,762 | 2,591,352 | 24,686,904 | 9,172,710 | 10,694,766 | 11,529,669 |
| 2004 | 262,243 | 139,241 | 107,251 | 2,420,894 | 22,910,295 | 9,450,923 | 12,600,249 | 13,757,895 |
| 2005 | 291,101 | 147,895 | 149,083 | 2,791,021 | 33,776,092 | 12,750,371 | 11,843,712 | 12,615,882 |
| 2006 | 241,071 | 116,793 | 147,822 | 2,557,274 | 24,219,154 | 10,494,388 | 11,501,625 | 12,301,991 |
| 2007 | 461,133 | 228,027 | 257,114 | 4,809,352 | 23,665,226 | 11,668,457 | 17,485,048 | 18,965,724 |
| 2008 | 430,948 | 196,002 | 307,991 | 3,431,289 | 14,723,919 | 6,683,531 | 11,681,148 | 13,416,732 |
| 2009 | 221,663 | 103,260 | 164,907 | 2,501,337 | 13,813,149 | 4,319,858 | 7,108,489 | 7,915,743 |
| 2010 | 265,307 | 112,274 | 219,596 | 2,505,625 | 27,495,812 | 9,982,163 | 11,242,685 | 11,838,227 |
| 2011 | 275,556 | 115,853 | 232,342 | 3,360,022 | 40,345,447 | 15,490,865 | 14,791,387 | 15,502,466 |
| 2012 | 268,876 | 119,755 | 188,049 | 3,669,585 | 23,718,573 | 12,244,296 | 14,182,610 | 14,515,920 |
| 2013 | 446,533 | 208,297 | 332,169 | 5,287,306 | 23,457,954 | 9,743,375 | 13,388,205 | 13,807,865 |
| 2014 | 391,609 | 186,245 | 479,584 | 4,512,835 | 18,564,692 | 4,810,118 | 8,647,248 | 9,003,934 |
| 2015 | 391,565 | 239,597 | 362,003 | 5,319,023 | 16,602,824 | 6,163,494 | 10,585,367 | 11,959,071 |
| 2016 | 282,284 | 158,889 | 264,640 | 4,677,146 | 38,145,718 | 12,480,770 | 16,673,400 | 18,073,419 |
| 2017 | 310,462 | 185,211 | 200,720 | 3,347,507 | 47,559,586 | 22,783,585 | 24,572,578 | 25,900,644 |
| 2018 | 532,357 | 310,428 | 338,879 | 5,583,851 | 31,851,619 | 11,904,917 | 15,507,187 | 16,017,150 |
| 2019 | 539,108 | 153,908 | 518,402 | 4,391,090 | 38,813,635 | 18,347,490 | 19,526,740 | 20,204,756 |
| **2020** | **495,996** | **474,448** | **473,366** | **5,594,290** | **35,771,927** | **16,257,917** | **20,462,474** | **21,095,490** |
| 2021 | 511,707 | 489,476 | 488,359 | 5,751,220 | 42,922,098 | 16,470,988 | 20,819,012 | 21,446,173 |
| 2022 | 550,300 | 0 | 360,318 | 5,331,366 | 44,813,202 | 17,277,070 | 21,702,902 | 22,342,469 |
| 2023 | 551,665 | 0 | 361,212 | 5,353,739 | 36,779,772 | 17,146,818 | 21,448,279 | 22,063,342 |
| 2024 | 551,629 | 0 | 361,188 | 5,353,385 | 38,441,587 | 17,145,683 | 21,446,858 | 22,061,881 |
| 2025 | 551,753 | 0 | 361,270 | 5,354,590 | 36,416,172 | 17,149,544 | 21,451,688 | 22,066,849 |
| 2026 | 551,630 | 0 | 361,189 | 5,353,396 | 37,471,111 | 17,145,719 | 21,446,904 | 22,061,928 |
| 2027 | 551,783 | 0 | 361,289 | 5,354,884 | 36,949,844 | 17,150,483 | 21,452,862 | 22,068,057 |
| 2028 | 551,629 | 0 | 361,189 | 5,353,392 | 36,939,553 | 17,145,706 | 21,446,888 | 22,061,911 |
| 2029 | 552,219 | 0 | 361,575 | 5,359,111 | 26,720,021 | 17,164,023 | 21,469,799 | 22,085,479 |
| 2030 | 551,515 | 0 | 361,114 | 5,352,278 | 39,485,739 | 17,142,137 | 21,442,422 | 22,057,318 |
| 2031 | 551,871 | 0 | 361,347 | 5,355,737 | 31,668,336 | 17,153,215 | 21,456,280 | 22,071,573 |
| 2032 | 550,888 | 0 | 360,703 | 5,503,171 | 49,585,228 | 17,152,055 | 21,470,817 | 22,089,476 |
| 2033 | 551,895 | 0 | 361,362 | 5,242,917 | 32,850,334 | 17,124,494 | 21,404,337 | 22,015,185 |
| 2034 | 551,718 | 0 | 361,246 | 5,354,247 | 36,004,010 | 17,148,443 | 21,450,311 | 22,065,433 |
| 2035 | 551,605 | 0 | 361,173 | 5,353,155 | 39,075,773 | 17,144,947 | 21,445,938 | 22,060,934 |
| **TOTAL** | **15,492,129** | **4,500,137** | **11,167,354** | **175,091,610** | **1,225,875,763** | **526,456,508** | **640,579,312** | **667,075,760** |

[a] Starting with 2005, transmission costs that vary and depend on power usage are included, therefore recovered through the variable component.

[b] Power costs for the period 1968 through 1987 are for an interim facility.

[c] The costs of Del Valle Pumping Plant are combined with those of South Bay Pumping Plant to simplify the cost allocations.

## TABLE B-3 Power Costs and Credits, Transmission Costs and Annual Replacement Deposits for Each Aqueduct Pumping and Power Recovery Plant[a] (in dollars)

Sheet 2 of 3

| | CALIFORNIA AQUEDUCT (continued) | | | | | | | |
|---|---|---|---|---|---|---|---|---|
| | Reach 16A | Reach 17E | Reach 18A | Reach 22B | Reach 23 | Reach 26A | Reach 2B (EBX) | Reach 2E (EBX) |
| Calendar Year | Chrisman Pumping Plant | Edmonston Pumping Plant | Alamo Pumping Plant | Pearblossom Pumping Plant | Mojave Siphon Powerplant | Devil Canyon Powerplant | Greenspot Pump Station | Citrus Pumping Station |
| | [9] | [10] | [11] | [12] | [13] | [14] | [15] | [16] |
| 1961 | 0 | 0 | 0 | 0 | 0 | 0 | 0 | 0 |
| 1962 | 0 | 0 | 0 | 0 | 0 | 0 | 0 | 0 |
| 1963 | 0 | 0 | 0 | 0 | 0 | 0 | 0 | 0 |
| 1964 | 0 | 0 | 0 | 0 | 0 | 0 | 0 | 0 |
| 1965 | 0 | 0 | 0 | 0 | 0 | 0 | 0 | 0 |
| 1966 | 0 | 0 | 0 | 0 | 0 | 0 | 0 | 0 |
| 1967 | 0 | 0 | 0 | 0 | 0 | 0 | 0 | 0 |
| 1968 | 0 | 0 | 0 | 0 | 0 | 0 | 0 | 0 |
| 1969 | 0 | 0 | 0 | 0 | 0 | 0 | 0 | 0 |
| 1970 | 0 | 0 | 0 | 0 | 0 | 0 | 0 | 0 |
| 1971 | 0 | 0 | 0 | 0 | 0 | 0 | 0 | 0 |
| 1972 | 142,902 | 542,625 | 0 | 3,468 | 0 | (3,024) | 0 | 0 |
| 1973 | 387,198 | 1,548,428 | 0 | 202,289 | 0 | (461,268) | 0 | 0 |
| 1974 | 564,464 | 2,164,223 | 0 | 324,993 | 0 | (546,156) | 0 | 0 |
| 1975 | 1,095,331 | 4,010,395 | 0 | 575,061 | 0 | (1,095,523) | 0 | 0 |
| 1976 | 1,506,985 | 5,443,936 | 0 | 889,544 | 0 | (1,566,056) | 0 | 0 |
| 1977 | 652,643 | 2,345,033 | 0 | 315,128 | 0 | (1,222,866) | 0 | 0 |
| 1978 | 1,132,296 | 4,180,131 | 0 | 1,508,115 | 0 | (3,085,094) | 0 | 0 |
| 1979 | 1,526,850 | 5,475,688 | 0 | 1,838,687 | 0 | (3,466,481) | 0 | 0 |
| 1980 | 2,102,439 | 7,028,235 | 0 | 1,762,063 | 0 | (3,318,152) | 0 | 0 |
| 1981 | 2,838,773 | 9,351,931 | 0 | 2,296,771 | 0 | (3,842,971) | 0 | 0 |
| 1982 | 2,424,920 | 8,352,207 | 0 | 1,498,620 | 0 | (2,736,072) | 0 | 0 |
| 1983 | 793,915 | 2,375,225 | 0 | 397,766 | 0 | (5,478,830) | 0 | 0 |
| 1984 | 1,479,784 | 4,585,198 | 0 | 624,213 | 0 | (7,350,989) | 0 | 0 |
| 1985 | 2,812,461 | 9,365,591 | 0 | 1,226,515 | 0 | (10,748,103) | 0 | 0 |
| 1986 | 4,999,949 | 16,956,023 | (1,013,756) | 2,359,599 | 0 | (11,484,996) | 0 | 0 |
| 1987 | 4,586,919 | 15,121,886 | (1,064,827) | 1,907,854 | 0 | (11,151,140) | 0 | 0 |
| 1988 | 5,284,130 | 17,342,811 | (744,374) | 2,375,784 | 0 | (14,495,967) | 0 | 0 |
| 1989 | 8,772,733 | 29,455,330 | (789,392) | 4,235,981 | 0 | (18,688,631) | 0 | 0 |
| 1990 | 13,814,150 | 49,027,449 | (841,172) | 6,559,548 | 0 | (21,045,321) | 0 | 0 |
| 1991 | 2,535,180 | 9,033,684 | (269,625) | 996,352 | 0 | (4,884,013) | 0 | 0 |
| 1992 | 2,907,026 | 9,754,469 | (975,679) | 1,225,121 | 0 | (9,782,946) | 0 | 0 |
| 1993 | (598,008) | (2,721,158) | (58,116) | (260,035) | 0 | (7,502,549) | 0 | 0 |
| 1994 | 5,941,789 | 20,657,617 | (60,125) | 2,644,592 | 0 | (11,998,949) | 0 | 0 |
| 1995 | 1,752,212 | 5,829,425 | (1,324,810) | 1,106,460 | 0 | (9,742,248) | 0 | 0 |
| 1996 | 5,050,986 | 17,658,964 | (2,955,178) | 2,833,791 | (979,429) | (12,358,465) | 0 | 0 |
| 1997 | 5,545,919 | 19,859,875 | (2,572,220) | 3,156,995 | (1,748,195) | (13,830,356) | 0 | 0 |
| 1998 | (664,843) | (2,312,472) | (2,016,390) | (443,482) | (1,253,110) | (10,108,555) | 0 | 0 |
| 1999 | 3,755,592 | 14,466,419 | (2,980,122) | 1,910,542 | (2,587,958) | (15,232,207) | 0 | 0 |
| 2000 | 7,198,298 | 25,885,224 | (5,123,988) | 3,787,674 | (4,402,610) | (25,758,437) | 0 | 0 |
| 2001 | 35,022,118 | 127,851,427 | (3,383,762) | 18,669,512 | (3,714,425) | (20,062,834) | 0 | 0 |
| 2002 | 21,173,346 | 77,461,814 | (5,057,760) | 10,849,297 | (5,371,837) | (25,292,454) | 0 | 0 |
| 2003 | 25,596,032 | 94,010,922 | (3,408,979) | 14,573,122 | (6,565,620) | (27,777,638) | 0 | 0 |
| 2004 | 30,537,142 | 112,157,127 | (6,431,864) | 17,022,676 | (7,858,117) | (32,044,505) | 78,555 | 0 |
| 2005 | 27,845,084 | 97,798,938 | (5,880,165) | 17,454,941 | (6,454,740) | (28,818,797) | 69,542 | 0 |
| 2006 | 26,893,390 | 84,686,741 | (4,091,143) | 15,807,815 | (6,391,206) | (34,897,387) | 123,158 | 0 |
| 2007 | 41,386,287 | 138,616,086 | (3,029,048) | 19,242,178 | (5,896,486) | (28,814,592) | 248,624 | 0 |
| 2008 | 26,302,184 | 82,315,216 | (3,426,928) | 10,847,698 | (3,300,797) | (16,968,293) | 243,107 | 0 |
| 2009 | 16,499,234 | 75,427,558 | (3,266,008) | 9,229,280 | (2,288,833) | (13,842,660) | 360,336 | 0 |
| 2010 | 26,187,769 | 95,966,913 | (5,115,083) | 16,896,213 | (5,653,201) | (24,769,829) | 313,515 | 0 |
| 2011 | 33,898,542 | 118,678,644 | (6,536,645) | 23,343,392 | (7,792,422) | (32,285,174) | 371,784 | 0 |
| 2012 | 32,006,954 | 111,758,355 | (2,492,869) | 16,862,107 | (8,905,115) | (23,525,846) | 436,935 | 0 |
| 2013 | 30,168,392 | 106,243,852 | (2,081,221) | 12,357,796 | (4,915,165) | (14,305,918) | 488,293 | 0 |
| 2014 | 19,779,783 | 68,490,047 | (1,786,122) | 7,222,185 | (1,465,644) | (5,391,598) | 318,652 | 0 |
| 2015 | 26,510,190 | 94,340,713 | (2,289,717) | 9,214,876 | (2,103,231) | (6,675,218) | 343,191 | 0 |
| 2016 | 39,854,548 | 142,713,658 | (7,801,980) | 24,207,598 | (8,723,634) | (21,862,397) | 703,755 | 0 |
| 2017 | 56,639,100 | 205,550,740 | (14,494,695) | 40,090,885 | (21,279,891) | (37,337,924) | 370,687 | 1,050,626 |
| 2018 | 35,366,267 | 126,212,465 | (5,755,465) | 21,804,074 | (6,979,417) | (19,682,937) | 7,990 | 1,229,069 |
| 2019 | 45,527,855 | 165,555,021 | (8,879,124) | 29,006,758 | (13,396,431) | (27,845,033) | 1,149,558 | 792,704 |
| **2020** | **48,150,688** | **176,453,811** | **(12,231,524)** | **31,072,377** | **(15,401,014)** | **(26,524,892)** | **0** | **495,759** |
| 2021 | 48,881,828 | 178,867,235 | (12,373,086) | 31,397,108 | (15,506,154) | (26,659,110) | 0 | 536,349 |
| 2022 | 50,944,834 | 186,496,730 | (11,039,408) | 28,034,775 | (13,872,902) | (23,685,449) | 0 | 540,327 |
| 2023 | 50,295,143 | 184,072,700 | (10,998,411) | 27,995,909 | (13,819,373) | (23,685,449) | 0 | 541,668 |
| 2024 | 50,291,812 | 184,060,509 | (10,998,411) | 27,994,055 | (13,819,373) | (23,685,450) | 0 | 541,632 |
| 2025 | 50,303,138 | 184,101,959 | (10,998,411) | 28,000,359 | (13,819,373) | (23,685,450) | 0 | 541,754 |
| 2026 | 50,291,919 | 184,060,903 | (10,998,411) | 27,994,114 | (13,819,373) | (23,685,450) | 0 | 541,633 |
| 2027 | 50,305,891 | 184,112,039 | (10,998,411) | 28,001,891 | (13,819,373) | (23,685,450) | 0 | 541,783 |
| 2028 | 50,291,881 | 184,060,762 | (10,998,411) | 27,994,093 | (13,819,373) | (23,685,449) | 0 | 541,632 |
| 2029 | 50,345,607 | 184,257,389 | (10,998,411) | 28,023,999 | (13,819,373) | (23,685,449) | 0 | 542,211 |
| 2030 | 50,281,411 | 184,022,442 | (10,998,411) | 27,988,265 | (13,819,373) | (23,685,450) | 0 | 541,520 |
| 2031 | 50,313,906 | 184,141,368 | (10,998,411) | 28,006,353 | (13,819,373) | (23,685,450) | 0 | 541,870 |
| 2032 | 50,357,015 | 184,307,077 | (11,050,955) | 28,100,839 | (13,890,746) | (23,685,450) | 0 | 540,904 |
| 2033 | 50,183,063 | 183,654,560 | (10,945,867) | 27,862,903 | (13,748,000) | (23,685,449) | 0 | 541,893 |
| 2034 | 50,299,910 | 184,090,145 | (10,998,411) | 27,998,562 | (13,819,373) | (23,685,449) | 0 | 541,719 |
| 2035 | 50,289,654 | 184,052,611 | (10,998,411) | 27,992,854 | (13,819,373) | (23,685,449) | 0 | 541,608 |
| **TOTAL** | **1,489,364,910** | **5,373,432,866** | **(296,621,713)** | **837,020,870** | **(364,459,433)** | **(1,069,967,694)** | **5,627,681** | **11,686,661** |

[a] Starting with 2005, transmission costs that vary and depend on power usage are included, therefore recovered through the variable component.

**TABLE B-3 Power Costs and Credits, Transmission Costs and Annual Replacement Deposits for Each Aqueduct Pumping and Power Recovery Plant[a] (in dollars)**

Sheet 3 of 3

| | CALIFORNIA AQUEDUCT (continued) | | | | | | | |
|---|---|---|---|---|---|---|---|---|
| | Reach 3A (EBX) | Reach 4B (EBX) | Reach 29A | Reach 29G | Reach 29J | Reach 31A | Reach 33A | |
| Calendar Year | Crafton Hills Pumping Station | Cherry Valley Pump Station | Oso Pumping Plant | Warne Powerplant | Castaic Powerplant | Las Perillas and Badger Hill Pumping Plants | Devil's Den, Bluestone, and Polonio Pass Pumping Plants | Grand Total |
| | [17] | [18] | [19] | [20] | [21] | [22] | [23] | [24] |
| 1961 | 0 | 0 | 0 | 0 | 0 | 0 | 0 | 0 |
| 1962 | 0 | 0 | 0 | 0 | 0 | 0 | 0 | 36,771 |
| 1963 | 0 | 0 | 0 | 0 | 0 | 0 | 0 | 55,654 |
| 1964 | 0 | 0 | 0 | 0 | 0 | 0 | 0 | 73,240 |
| 1965 | 0 | 0 | 0 | 0 | 0 | 0 | 0 | 137,665 |
| 1966 | 0 | 0 | 0 | 0 | 0 | 0 | 0 | 186,064 |
| 1967 | 0 | 0 | 0 | 0 | 0 | 0 | 0 | 231,968 |
| 1968 | 0 | 0 | 0 | 0 | 0 | 118,676 | 0 | 1,117,913 |
| 1969 | 0 | 0 | 0 | 0 | 0 | 78,350 | 0 | 773,646 |
| 1970 | 0 | 0 | 0 | 0 | 0 | 136,429 | 0 | 1,103,798 |
| 1971 | 0 | 0 | 0 | 0 | 0 | 166,296 | 0 | 1,476,135 |
| 1972 | 0 | 0 | 79,315 | 0 | (211,144) | 212,938 | 0 | 3,073,359 |
| 1973 | 0 | 0 | 122,787 | 0 | (1,057,564) | 114,897 | 0 | 2,934,059 |
| 1974 | 0 | 0 | 157,511 | 0 | (1,547,884) | 111,442 | 0 | 3,683,880 |
| 1975 | 0 | 0 | 314,636 | 0 | (2,455,461) | 88,451 | 0 | 5,817,780 |
| 1976 | 0 | 0 | 326,967 | 0 | (2,827,557) | 139,279 | 0 | 8,211,705 |
| 1977 | 0 | 0 | 75,335 | 0 | (3,734,462) | 63,079 | 0 | 886,421 |
| 1978 | 0 | 0 | 89,383 | 0 | (1,542,479) | 176,153 | 0 | 7,272,153 |
| 1979 | 0 | 0 | 102,584 | 0 | (2,776,030) | 188,881 | 0 | 9,599,576 |
| 1980 | 0 | 0 | 236,768 | 0 | (3,415,486) | 168,458 | 0 | 10,419,251 |
| 1981 | 0 | 0 | 444,280 | 0 | (2,834,322) | 169,177 | 0 | 17,563,899 |
| 1982 | 0 | 0 | 539,245 | (783,626) | (3,463,971) | 168,390 | 0 | 13,477,272 |
| 1983 | 0 | 0 | 214,069 | (1,488,439) | (6,649,718) | 17,920 | 0 | (7,452,864) |
| 1984 | 0 | 0 | 484,239 | (4,088,209) | (4,710,802) | 112,679 | 0 | (4,159,491) |
| 1985 | 0 | 0 | 874,069 | (5,930,176) | (15,698,638) | 146,843 | 0 | (9,861,182) |
| 1986 | 0 | 0 | 1,269,590 | (5,579,301) | (11,072,448) | 297,886 | 0 | 11,622,736 |
| 1987 | 0 | 0 | 1,355,533 | (6,445,265) | (11,726,458) | 245,082 | 0 | 6,701,444 |
| 1988 | 0 | 0 | 1,515,349 | (7,457,050) | (13,026,992) | 214,519 | 0 | 6,239,207 |
| 1989 | 0 | 0 | 2,156,915 | (8,822,367) | (15,535,849) | 282,180 | 0 | 24,585,082 |
| 1990 | 0 | 0 | 2,913,030 | (11,225,401) | (20,510,539) | 416,832 | 0 | 48,154,174 |
| 1991 | 0 | 0 | 576,721 | (3,882,595) | (6,579,194) | 3,610 | 0 | 2,462,222 |
| 1992 | 0 | 0 | 829,862 | (6,369,339) | (10,976,538) | 101,665 | 0 | (5,509,968) |
| 1993 | 0 | 0 | 70,836 | (4,665,393) | (9,531,404) | (111,306) | 0 | (24,907,973) |
| 1994 | 0 | 0 | 1,503,796 | (7,249,239) | (13,126,331) | 206,086 | (1,127) | 13,499,083 |
| 1995 | 0 | 0 | 247,869 | (1,934,202) | (4,049,615) | 243,434 | 0 | (142,957) |
| 1996 | 0 | 0 | 895,929 | (4,248,531) | (8,457,232) | 296,170 | 0 | 15,870,542 |
| 1997 | 0 | 0 | 902,690 | (4,824,488) | (8,776,260) | 298,483 | 208,816 | 14,336,879 |
| 1998 | 0 | 0 | (67,399) | (1,811,154) | (4,644,120) | (55,491) | (92,902) | (24,405,948) |
| 1999 | 0 | 0 | 757,085 | (5,831,573) | (9,811,777) | 170,445 | 241,369 | (2,343,588) |
| 2000 | 0 | 0 | 1,307,386 | (10,161,472) | (17,729,381) | 228,532 | 378,042 | (6,020,323) |
| 2001 | 0 | 0 | 6,412,531 | (7,918,467) | (13,370,061) | 1,061,695 | 2,140,040 | 216,231,944 |
| 2002 | 0 | 0 | 4,246,409 | (11,349,183) | (19,513,997) | 547,531 | 1,344,783 | 94,808,314 |
| 2003 | 0 | 0 | 4,642,103 | (10,436,535) | (17,134,431) | 637,936 | 1,538,955 | 134,765,827 |
| 2004 | 68,914 | 7,290 | 5,682,375 | (12,281,228) | (21,354,179) | 675,724 | 1,804,179 | 149,713,081 |
| 2005 | 48,909 | 2,544 | 3,705,184 | (7,106,531) | (13,339,416) | 858,232 | 1,749,845 | 162,298,726 |
| 2006 | 144,035 | 16,226 | 2,751,478 | (7,208,025) | (12,042,760) | 866,740 | 1,540,977 | 129,780,157 |
| 2007 | 256,311 | 11,163 | 7,582,725 | (11,444,524) | (21,845,299) | 1,341,234 | 2,345,132 | 217,539,871 |
| 2008 | 327,188 | 7,446 | 4,778,331 | (7,762,363) | (14,997,326) | 1,168,576 | 1,735,061 | 132,140,660 |
| 2009 | 391,227 | 7,528 | 4,623,779 | (6,997,502) | (15,725,766) | 710,757 | 1,018,438 | 102,295,775 |
| 2010 | 431,025 | 19,505 | 3,835,496 | (6,643,531) | (11,641,405) | 939,568 | 1,507,145 | 155,935,790 |
| 2011 | 499,615 | 33,108 | 3,568,564 | (5,996,974) | (10,892,193) | 1,149,892 | 2,173,461 | 210,327,529 |
| 2012 | 533,579 | 48,171 | 5,510,580 | (8,863,057) | (15,797,149) | 1,041,736 | 2,019,898 | 179,541,943 |
| 2013 | 571,363 | 41,120 | 6,833,067 | (9,189,037) | (15,851,695) | 1,459,051 | 2,090,534 | 180,582,135 |
| 2014 | 442,376 | 16,646 | 4,853,414 | (4,376,621) | (7,912,327) | 1,682,827 | 2,554,978 | 131,024,862 |
| 2015 | 458,377 | 15,061 | 7,324,653 | (6,599,051) | (11,183,098) | 1,686,485 | 1,997,584 | 164,663,758 |
| 2016 | 779,595 | 48,987 | 6,570,806 | (7,078,001) | (12,085,744) | 1,619,396 | 3,134,742 | 252,837,595 |
| 2017 | 1,235,058 | 86,107 | 6,598,290 | (7,354,995) | (12,930,250) | 1,692,062 | 3,146,007 | 347,922,100 |
| 2018 | 970,609 | 44,448 | 5,331,980 | (5,753,362) | (10,120,900) | 2,035,068 | 3,704,985 | 230,461,260 |
| 2019 | 551,211 | 62,992 | 6,485,829 | (7,278,372) | (12,538,623) | 1,344,036 | 3,509,359 | 286,542,869 |
| **2020** | **471,185** | **83,706** | **6,390,118** | **(6,626,990)** | **(11,171,833)** | **1,166,861** | **3,942,093** | **296,896,253** |
| 2021 | 471,501 | 83,762 | 6,497,955 | (6,728,071) | (11,296,319) | 1,167,843 | 3,946,517 | 308,186,391 |
| 2022 | 474,997 | 84,383 | 8,399,235 | (8,690,572) | (13,784,458) | 784,572 | 5,153,816 | 322,218,507 |
| 2023 | 476,176 | 84,593 | 8,124,634 | (8,403,655) | (13,223,578) | 787,208 | 5,172,759 | 311,125,151 |
| 2024 | 476,145 | 84,587 | 8,124,096 | (8,423,439) | (13,223,578) | 787,156 | 5,172,416 | 312,744,368 |
| 2025 | 476,252 | 84,606 | 8,125,926 | (8,422,607) | (13,223,578) | 787,333 | 5,173,581 | 310,797,355 |
| 2026 | 476,146 | 84,587 | 8,124,114 | (8,422,607) | (13,223,578) | 787,158 | 5,172,427 | 311,775,459 |
| 2027 | 476,278 | 84,611 | 8,126,371 | (8,422,607) | (13,223,578) | 787,376 | 5,173,864 | 311,349,887 |
| 2028 | 476,145 | 84,587 | 8,124,107 | (8,404,487) | (13,223,578) | 787,157 | 5,172,423 | 311,261,757 |
| 2029 | 476,654 | 84,678 | 8,132,786 | (8,403,655) | (13,223,578) | 787,998 | 5,177,949 | 301,411,032 |
| 2030 | 476,046 | 84,570 | 8,122,416 | (8,422,607) | (13,223,578) | 786,993 | 5,171,346 | 313,718,113 |
| 2031 | 476,354 | 84,624 | 8,127,665 | (8,422,607) | (13,223,578) | 787,502 | 5,174,688 | 306,123,270 |
| 2032 | 475,505 | 84,474 | 8,113,184 | (8,423,439) | (13,223,578) | 786,099 | 5,165,468 | 324,368,735 |
| 2033 | 476,374 | 84,628 | 8,128,014 | (8,422,607) | (13,223,578) | 787,536 | 5,174,910 | 306,418,904 |
| 2034 | 476,221 | 84,601 | 8,125,404 | (8,403,655) | (13,223,578) | 787,283 | 5,173,249 | 310,382,036 |
| 2035 | 476,124 | 84,584 | 8,123,748 | (8,403,655) | (13,223,578) | 787,122 | 5,172,194 | 313,383,558 |
| **TOTAL** | **15,317,495** | **1,819,922** | **248,543,745** | **(385,882,439)** | **(696,915,399)** | **41,088,208** | **122,080,000** | **8,598,374,254** |

[a] Starting with 2005, transmission costs that vary and depend on power usage are included, therefore recovered through the variable component.

# Tables B-4 through B-31

Note: Where applicable, the projected data values shown in this appendix are shaded and the bill year data are in **bold** type.

## TABLE B-4 Maximum Contractual Table A Amounts (acre-feet)

Sheet 1 of 4

| Calendar Year | NORTH BAY AREA | | | SOUTH BAY AREA[a] | | | | CENTRAL COASTAL AREA | | |
|---|---|---|---|---|---|---|---|---|---|---|
| | Napa[b] | Solano | Total | Alameda-Zone 7 | Alameda County | Santa Clara | Total | San Luis Obispo | Santa Barbara | Total |
| | [1] | [2] | [3] | [4] | [5] | [6] | [7] | [8] | [9] | [10] |
| 1962 | 0 | 0 | 0 | 0 | 0 | 0 | 0 | 0 | 0 | 0 |
| 1963 | 0 | 0 | 0 | 0 | 0 | 0 | 0 | 0 | 0 | 0 |
| 1964 | 0 | 0 | 0 | 0 | 0 | 0 | 0 | 0 | 0 | 0 |
| 1965 | 0 | 0 | 0 | 0 | 0 | 0 | 0 | 0 | 0 | 0 |
| 1966 | 0 | 0 | 0 | 0 | 0 | 0 | 0 | 0 | 0 | 0 |
| 1967 | 0 | 0 | 0 | 507 | 5,248 | 5,783 | 11,538 | 0 | 0 | 0 |
| 1968 | 0 | 0 | 0 | 6,900 | 15,000 | 88,000 | 109,900 | 0 | 0 | 0 |
| 1969 | 0 | 0 | 0 | 8,200 | 15,500 | 75,000 | 98,700 | 0 | 0 | 0 |
| 1970 | 0 | 0 | 0 | 10,000 | 16,200 | 88,000 | 114,200 | 0 | 0 | 0 |
| 1971 | 0 | 0 | 0 | 11,200 | 17,000 | 88,000 | 116,200 | 0 | 0 | 0 |
| 1972 | 0 | 0 | 0 | 12,400 | 17,900 | 88,000 | 118,300 | 0 | 0 | 0 |
| 1973 | 0 | 0 | 0 | 13,600 | 18,800 | 88,000 | 120,400 | 0 | 0 | 0 |
| 1974 | 0 | 0 | 0 | 14,800 | 19,600 | 88,000 | 122,400 | 0 | 0 | 0 |
| 1975 | 0 | 0 | 0 | 16,000 | 20,500 | 88,000 | 124,500 | 0 | 0 | 0 |
| 1976 | 0 | 0 | 0 | 17,200 | 21,300 | 88,000 | 126,500 | 0 | 0 | 0 |
| 1977 | 0 | 0 | 0 | 18,400 | 22,200 | 88,000 | 128,600 | 0 | 0 | 0 |
| 1978 | 0 | 0 | 0 | 19,600 | 23,100 | 88,000 | 130,700 | 0 | 0 | 0 |
| 1979 | 0 | 0 | 0 | 20,800 | 23,900 | 88,000 | 132,700 | 0 | 0 | 0 |
| 1980 | 0 | 500 | 500 | 22,000 | 24,800 | 88,000 | 134,800 | 1,000 | 946 | 1,946 |
| 1981 | 0 | 650 | 650 | 23,000 | 26,000 | 88,000 | 137,000 | 1,000 | 1,813 | 2,813 |
| 1982 | 0 | 800 | 800 | 24,000 | 27,200 | 88,000 | 139,200 | 2,000 | 3,626 | 5,626 |
| 1983 | 0 | 950 | 950 | 25,000 | 28,400 | 88,000 | 141,400 | 3,000 | 5,439 | 8,439 |
| 1984 | 0 | 1,100 | 1,100 | 26,000 | 29,600 | 88,000 | 143,600 | 4,500 | 8,198 | 12,698 |
| 1985 | 0 | 1,250 | 1,250 | 27,000 | 30,800 | 88,000 | 145,800 | 7,500 | 13,638 | 21,138 |
| 1986 | 0 | 1,400 | 1,400 | 28,000 | 32,100 | 88,000 | 148,100 | 10,000 | 18,210 | 28,210 |
| 1987 | 0 | 1,550 | 1,550 | 29,000 | 33,300 | 88,000 | 150,300 | 12,500 | 22,704 | 35,204 |
| 1988 | 5,745 | 9,726 | 15,471 | 30,000 | 34,500 | 88,000 | 152,500 | 15,500 | 28,222 | 43,722 |
| 1989 | 6,195 | 18,420 | 24,615 | 31,000 | 35,700 | 90,000 | 156,700 | 20,000 | 36,342 | 56,342 |
| 1990 | 6,940 | 21,250 | 28,190 | 32,000 | 36,900 | 92,000 | 160,900 | 25,000 | 45,486 | 70,486 |
| 1991 | 7,290 | 22,300 | 29,590 | 34,000 | 38,400 | 94,000 | 166,400 | 25,000 | 45,486 | 70,486 |
| 1992 | 7,840 | 24,170 | 32,010 | 36,000 | 39,900 | 96,000 | 171,900 | 25,000 | 45,486 | 70,486 |
| 1993 | 8,490 | 26,130 | 34,620 | 38,000 | 41,400 | 98,000 | 177,400 | 25,000 | 45,486 | 70,486 |
| 1994 | 9,135 | 28,080 | 37,215 | 40,000 | 42,000 | 100,000 | 182,000 | 25,000 | 45,486 | 70,486 |
| 1995 | 9,780 | 34,250 | 44,030 | 42,000 | 42,000 | 100,000 | 184,000 | 25,000 | 45,486 | 70,486 |
| 1996 | 10,425 | 37,800 | 48,225 | 44,000 | 42,000 | 100,000 | 186,000 | 25,000 | 45,486 | 70,486 |
| 1997 | 11,065 | 38,250 | 49,315 | 46,000 | 42,000 | 100,000 | 188,000 | 6,215 | 38,986 | 45,201 |
| 1998 | 11,710 | 38,710 | 50,420 | 46,000 | 42,000 | 100,000 | 188,000 | 6,215 | 38,986 | 45,201 |
| 1999 | 15,850 | 39,170 | 55,020 | 46,000 | 42,000 | 100,000 | 188,000 | 25,000 | 45,486 | 70,486 |
| 2000 | 16,325 | 39,620 | 55,945 | 68,000 | 42,000 | 100,000 | 210,000 | 25,000 | 45,486 | 70,486 |
| 2001 | 20,725 | 45,836 | 66,561 | 78,000 | 42,000 | 100,000 | 220,000 | 25,000 | 45,486 | 70,486 |
| 2002 | 21,100 | 46,296 | 67,396 | 78,000 | 42,000 | 100,000 | 220,000 | 25,000 | 45,486 | 70,486 |
| 2003 | 21,475 | 46,756 | 68,231 | 78,400 | 42,000 | 100,000 | 220,400 | 25,000 | 45,486 | 70,486 |
| 2004 | 21,850 | 47,206 | 69,056 | 80,619 | 42,000 | 100,000 | 222,619 | 25,000 | 45,486 | 70,486 |
| 2005 | 22,225 | 47,256 | 69,481 | 80,619 | 42,000 | 100,000 | 222,619 | 25,000 | 45,486 | 70,486 |
| 2006 | 22,550 | 47,306 | 69,856 | 80,619 | 42,000 | 100,000 | 222,619 | 25,000 | 45,486 | 70,486 |
| 2007 | 22,875 | 47,356 | 70,231 | 80,619 | 42,000 | 100,000 | 222,619 | 25,000 | 45,486 | 70,486 |
| 2008 | 23,200 | 47,406 | 70,606 | 80,619 | 42,000 | 100,000 | 222,619 | 25,000 | 45,486 | 70,486 |
| 2009 | 23,525 | 47,456 | 70,981 | 80,619 | 42,000 | 100,000 | 222,619 | 25,000 | 45,486 | 70,486 |
| 2010 | 29,025 | 47,506 | 76,531 | 80,619 | 42,000 | 100,000 | 222,619 | 25,000 | 45,486 | 70,486 |
| 2011 | 29,025 | 47,556 | 76,581 | 80,619 | 42,000 | 100,000 | 222,619 | 25,000 | 45,486 | 70,486 |
| 2012 | 29,025 | 47,606 | 76,631 | 80,619 | 42,000 | 100,000 | 222,619 | 25,000 | 45,486 | 70,486 |
| 2013 | 29,025 | 47,656 | 76,681 | 80,619 | 42,000 | 100,000 | 222,619 | 25,000 | 45,486 | 70,486 |
| 2014 | 29,025 | 47,706 | 76,731 | 80,619 | 42,000 | 100,000 | 222,619 | 25,000 | 45,486 | 70,486 |
| 2015 | 29,025 | 47,756 | 76,781 | 80,619 | 42,000 | 100,000 | 222,619 | 25,000 | 45,486 | 70,486 |
| 2016 | 29,025 | 47,756 | 76,781 | 80,619 | 42,000 | 100,000 | 222,619 | 25,000 | 45,486 | 70,486 |
| 2017 | 29,025 | 47,756 | 76,781 | 80,619 | 42,000 | 100,000 | 222,619 | 25,000 | 45,486 | 70,486 |
| 2018 | 29,025 | 47,756 | 76,781 | 80,619 | 42,000 | 100,000 | 222,619 | 25,000 | 45,486 | 70,486 |
| 2019 | 29,025 | 47,756 | 76,781 | 80,619 | 42,000 | 100,000 | 222,619 | 25,000 | 45,486 | 70,486 |
| **2020** | **29,025** | **47,756** | **76,781** | **80,619** | **42,000** | **100,000** | **222,619** | **25,000** | **45,486** | **70,486** |
| 2021 | 29,025 | 47,756 | 76,781 | 80,619 | 42,000 | 100,000 | 222,619 | 25,000 | 45,486 | 70,486 |
| 2022 | 29,025 | 47,756 | 76,781 | 80,619 | 42,000 | 100,000 | 222,619 | 25,000 | 45,486 | 70,486 |
| 2023 | 29,025 | 47,756 | 76,781 | 80,619 | 42,000 | 100,000 | 222,619 | 25,000 | 45,486 | 70,486 |
| 2024 | 29,025 | 47,756 | 76,781 | 80,619 | 42,000 | 100,000 | 222,619 | 25,000 | 45,486 | 70,486 |
| 2025 | 29,025 | 47,756 | 76,781 | 80,619 | 42,000 | 100,000 | 222,619 | 25,000 | 45,486 | 70,486 |
| 2026 | 29,025 | 47,756 | 76,781 | 80,619 | 42,000 | 100,000 | 222,619 | 25,000 | 45,486 | 70,486 |
| 2027 | 29,025 | 47,756 | 76,781 | 80,619 | 42,000 | 100,000 | 222,619 | 25,000 | 45,486 | 70,486 |
| 2028 | 29,025 | 47,756 | 76,781 | 80,619 | 42,000 | 100,000 | 222,619 | 25,000 | 45,486 | 70,486 |
| 2029 | 29,025 | 47,756 | 76,781 | 80,619 | 42,000 | 100,000 | 222,619 | 25,000 | 45,486 | 70,486 |
| 2030 | 29,025 | 47,756 | 76,781 | 80,619 | 42,000 | 100,000 | 222,619 | 25,000 | 45,486 | 70,486 |
| 2031 | 29,025 | 47,756 | 76,781 | 80,619 | 42,000 | 100,000 | 222,619 | 25,000 | 45,486 | 70,486 |
| 2032 | 29,025 | 47,756 | 76,781 | 80,619 | 42,000 | 100,000 | 222,619 | 25,000 | 45,486 | 70,486 |
| 2033 | 29,025 | 47,756 | 76,781 | 80,619 | 42,000 | 100,000 | 222,619 | 25,000 | 45,486 | 70,486 |
| 2034 | 29,025 | 47,756 | 76,781 | 80,619 | 42,000 | 100,000 | 222,619 | 25,000 | 45,486 | 70,486 |
| 2035 | 29,025 | 47,756 | 76,781 | 80,619 | 42,000 | 100,000 | 222,619 | 25,000 | 45,486 | 70,486 |
| **TOTAL** | **1,080,965** | **2,049,856** | **3,130,821** | **3,720,815** | **2,459,248** | **6,510,783** | **12,690,846** | **1,189,430** | **2,218,494** | **3,407,924** |

[a] Table A amounts for the South Bay Area were supplied by non-project water for the period June 1962 through November 1967. Actual delivery quantities of project water are shown for 1967.

[b] Napa's Table A quantities exclude amounts during the period 1968 through 1987 that were supplied by non-project water.

## TABLE B-4 Maximum Contractual Table A Amounts (acre-feet)



| Calendar Year | SAN JOAQUIN VALLEY AREA | | | | | | | | |
|---|---|---|---|---|---|---|---|---|---|
| | | | Kern | | | | | | |
| | Dudley Ridge | Empire | Municipal and Industrial | Agricultural | Total | Kings | Oak Flat | Tulare | Total |
| | [11] | [12] | [13] | [14] | [15] | [16] | [17] | [18] | [19] |
| 1962 | 0 | 0 | 0 | 0 | 0 | 0 | 0 | 0 | 0 |
| 1963 | 0 | 0 | 0 | 0 | 0 | 0 | 0 | 0 | 0 |
| 1964 | 0 | 0 | 0 | 0 | 0 | 0 | 0 | 0 | 0 |
| 1965 | 0 | 0 | 0 | 0 | 0 | 0 | 0 | 0 | 0 |
| 1966 | 0 | 0 | 0 | 0 | 0 | 0 | 0 | 0 | 0 |
| 1967 | 0 | 0 | 0 | 0 | 0 | 0 | 0 | 0 | 0 |
| 1968 | 14,300 | 1,000 | 0 | 46,600 | 46,600 | 900 | 2,300 | 12,250 | 77,350 |
| 1969 | 14,325 | 3,000 | 0 | 95,700 | 95,700 | 1,200 | 2,500 | 46,350 | 163,075 |
| 1970 | 15,700 | 3,000 | 28,700 | 116,400 | 145,100 | 1,300 | 2,600 | 34,300 | 202,000 |
| 1971 | 17,900 | 3,000 | 35,700 | 154,600 | 190,300 | 1,300 | 2,800 | 36,500 | 251,800 |
| 1972 | 20,000 | 3,000 | 39,200 | 231,500 | 270,700 | 1,400 | 5,366 | 112,600 | 413,066 |
| 1973 | 22,000 | 3,000 | 43,500 | 267,000 | 310,500 | 1,500 | 3,100 | 43,552 | 383,652 |
| 1974 | 33,390 | 3,000 | 48,000 | 299,000 | 347,000 | 1,500 | 3,471 | 72,289 | 460,650 |
| 1975 | 40,555 | 3,000 | 52,700 | 358,120 | 410,820 | 1,600 | 3,576 | 86,258 | 545,809 |
| 1976 | 30,921 | 3,000 | 56,100 | 386,050 | 442,150 | 1,600 | 4,039 | 61,707 | 543,417 |
| 1977 | 30,400 | 3,000 | 60,600 | 423,000 | 483,600 | 1,700 | 3,700 | 59,000 | 581,400 |
| 1978 | 32,500 | 0 | 64,100 | 470,200 | 534,300 | 1,900 | 3,900 | 63,300 | 635,900 |
| 1979 | 38,544 | 3,000 | 67,600 | 516,300 | 583,900 | 2,000 | 4,000 | 71,241 | 702,685 |
| 1980 | 41,000 | 3,000 | 71,100 | 563,400 | 634,500 | 2,200 | 5,700 | 71,700 | 758,100 |
| 1981 | 41,000 | 3,000 | 74,800 | 616,600 | 691,400 | 2,300 | 4,300 | 76,000 | 818,000 |
| 1982 | 41,000 | 3,000 | 79,600 | 665,700 | 745,300 | 2,500 | 4,500 | 80,200 | 876,500 |
| 1983 | 42,900 | 3,000 | 83,500 | 721,600 | 805,100 | 2,800 | 3,770 | 9,548 | 867,118 |
| 1984 | 45,100 | 3,000 | 103,600 | 757,000 | 860,600 | 3,100 | 4,800 | 62,611 | 979,211 |
| 1985 | 47,200 | 3,000 | 108,900 | 806,100 | 915,000 | 3,400 | 4,900 | 45,549 | 1,019,049 |
| 1986 | 49,300 | 3,000 | 113,400 | 820,246 | 933,646 | 3,700 | 5,100 | 97,200 | 1,091,946 |
| 1987 | 51,400 | 3,000 | 119,100 | 904,400 | 1,023,500 | 4,000 | 5,200 | 101,400 | 1,188,500 |
| 1988 | 53,500 | 3,000 | 123,900 | 950,700 | 1,074,600 | 4,000 | 5,400 | 105,600 | 1,246,100 |
| 1989 | 55,600 | 3,000 | 128,200 | 984,100 | 1,112,300 | 4,000 | 5,600 | 109,900 | 1,290,400 |
| 1990 | 28,850 | 3,000 | 134,600 | 1,018,800 | 1,153,400 | 4,000 | 5,700 | 118,500 | 1,313,450 |
| 1991 | 53,411 | 3,000 | 134,600 | 1,018,800 | 1,153,400 | 4,000 | 5,700 | 118,500 | 1,338,011 |
| 1992 | 57,700 | 3,000 | 134,600 | 1,018,800 | 1,153,400 | 4,000 | 5,700 | 118,500 | 1,342,300 |
| 1993 | 57,700 | 3,000 | 134,600 | 1,018,800 | 1,153,400 | 4,000 | 5,700 | 118,500 | 1,342,300 |
| 1994 | 57,700 | 3,000 | 134,600 | 1,018,800 | 1,153,400 | 4,000 | 5,700 | 118,500 | 1,342,300 |
| 1995 | 57,700 | 3,000 | 134,600 | 1,018,800 | 1,153,400 | 4,000 | 5,700 | 118,500 | 1,342,300 |
| 1996 | 53,370 | 3,000 | 134,600 | 982,460 | 1,117,060 | 4,000 | 5,700 | 118,500 | 1,301,630 |
| 1997 | 53,370 | 3,000 | 134,600 | 978,130 | 1,112,730 | 4,000 | 5,700 | 118,500 | 1,297,300 |
| 1998 | 53,370 | 3,000 | 134,600 | 953,130 | 1,087,730 | 4,000 | 5,700 | 118,500 | 1,272,300 |
| 1999 | 53,370 | 3,000 | 134,600 | 953,130 | 1,087,730 | 4,000 | 5,700 | 118,500 | 1,272,300 |
| 2000 | 53,370 | 3,000 | 134,600 | 886,130 | 1,020,730 | 4,000 | 5,700 | 118,500 | 1,205,300 |
| 2001 | 53,370 | 3,000 | 134,600 | 866,349 | 1,000,949 | 4,000 | 5,700 | 118,500 | 1,185,519 |
| 2002 | 57,343 | 3,000 | 134,600 | 866,349 | 1,000,949 | 4,000 | 5,700 | 111,527 | 1,182,519 |
| 2003 | 57,343 | 3,000 | 134,600 | 866,349 | 1,000,949 | 4,000 | 5,700 | 111,127 | 1,182,119 |
| 2004 | 57,343 | 3,000 | 134,600 | 864,130 | 998,730 | 9,000 | 5,700 | 96,227 | 1,170,000 |
| 2005 | 57,343 | 3,000 | 134,600 | 864,130 | 998,730 | 9,000 | 5,700 | 96,227 | 1,170,000 |
| 2006 | 57,343 | 3,000 | 134,600 | 864,130 | 998,730 | 9,305 | 5,700 | 95,922 | 1,170,000 |
| 2007 | 57,343 | 3,000 | 134,600 | 864,130 | 998,730 | 9,305 | 5,700 | 95,922 | 1,170,000 |
| 2008 | 57,343 | 3,000 | 134,600 | 864,130 | 998,730 | 9,305 | 5,700 | 95,922 | 1,170,000 |
| 2009 | 57,343 | 3,000 | 134,600 | 864,130 | 998,730 | 9,305 | 5,700 | 95,922 | 1,170,000 |
| 2010 | 50,343 | 3,000 | 134,600 | 848,130 | 982,730 | 9,305 | 5,700 | 88,922 | 1,140,000 |
| 2011 | 50,343 | 3,000 | 134,600 | 848,130 | 982,730 | 9,305 | 5,700 | 88,922 | 1,140,000 |
| 2012 | 50,343 | 3,000 | 134,600 | 848,130 | 982,730 | 9,305 | 5,700 | 88,922 | 1,140,000 |
| 2013 | 50,343 | 3,000 | 134,600 | 848,130 | 982,730 | 9,305 | 5,700 | 88,922 | 1,140,000 |
| 2014 | 48,350 | 3,000 | 134,600 | 848,130 | 982,730 | 9,305 | 5,700 | 87,471 | 1,136,556 |
| 2015 | 45,350 | 3,000 | 134,600 | 848,130 | 982,730 | 9,305 | 5,700 | 87,471 | 1,133,556 |
| 2016 | 45,350 | 3,000 | 134,600 | 848,130 | 982,730 | 9,305 | 5,700 | 87,471 | 1,133,556 |
| 2017 | 45,350 | 3,000 | 134,600 | 848,130 | 982,730 | 9,305 | 5,700 | 87,471 | 1,133,556 |
| 2018 | 45,350 | 3,000 | 134,600 | 848,130 | 982,730 | 9,305 | 5,700 | 87,471 | 1,133,556 |
| 2019 | 45,350 | 3,000 | 134,600 | 848,130 | 982,730 | 9,305 | 5,700 | 87,471 | 1,133,556 |
| **2020** | **41,350** | **3,000** | **134,600** | **848,130** | **982,730** | **9,305** | **5,700** | **87,471** | **1,129,556** |
| 2021 | 41,350 | 3,000 | 134,600 | 848,130 | 982,730 | 9,305 | 5,700 | 87,471 | 1,129,556 |
| 2022 | 41,350 | 3,000 | 134,600 | 848,130 | 982,730 | 9,305 | 5,700 | 87,471 | 1,129,556 |
| 2023 | 41,350 | 3,000 | 134,600 | 848,130 | 982,730 | 9,305 | 5,700 | 87,471 | 1,129,556 |
| 2024 | 41,350 | 3,000 | 134,600 | 848,130 | 982,730 | 9,305 | 5,700 | 87,471 | 1,129,556 |
| 2025 | 41,350 | 3,000 | 134,600 | 848,130 | 982,730 | 9,305 | 5,700 | 87,471 | 1,129,556 |
| 2026 | 41,350 | 3,000 | 134,600 | 848,130 | 982,730 | 9,305 | 5,700 | 87,471 | 1,129,556 |
| 2027 | 41,350 | 3,000 | 134,600 | 848,130 | 982,730 | 9,305 | 5,700 | 87,471 | 1,129,556 |
| 2028 | 41,350 | 3,000 | 134,600 | 848,130 | 982,730 | 9,305 | 5,700 | 87,471 | 1,129,556 |
| 2029 | 41,350 | 3,000 | 134,600 | 848,130 | 982,730 | 9,305 | 5,700 | 87,471 | 1,129,556 |
| 2030 | 41,350 | 3,000 | 134,600 | 848,130 | 982,730 | 9,305 | 5,700 | 87,471 | 1,129,556 |
| 2031 | 41,350 | 3,000 | 134,600 | 848,130 | 982,730 | 9,305 | 5,700 | 87,471 | 1,129,556 |
| 2032 | 41,350 | 3,000 | 134,600 | 848,130 | 982,730 | 9,305 | 5,700 | 87,471 | 1,129,556 |
| 2033 | 41,350 | 3,000 | 134,600 | 848,130 | 982,730 | 9,305 | 5,700 | 87,471 | 1,129,556 |
| 2034 | 41,350 | 3,000 | 134,600 | 848,130 | 982,730 | 9,305 | 5,700 | 87,471 | 1,129,556 |
| 2035 | 41,350 | 3,000 | 134,600 | 848,130 | 982,730 | 9,305 | 5,700 | 87,471 | 1,129,556 |
| **TOTAL** | **3,008,632** | **199,000** | **7,693,900** | **51,855,303** | **59,549,203** | **403,050** | **352,822** | **5,959,901** | **69,472,608** |

## TABLE B-4 Maximum Contractual Table A Amounts (acre-feet)

Sheet 3 of 4

| Calendar Year | SOUTHERN CALIFORNIA AREA | | | | | | | | | |
|---|---|---|---|---|---|---|---|---|---|---|
| | AVEK | Coachella | Crestline | Desert | Littlerock | Mojave | Palmdale | San Bernardino | San Gabriel | San Gorgonio |
| | [20] | [21] | [22] | [23] | [24] | [25] | [26] | [27] | [28] | [29] |
| 1962 | 0 | 0 | 0 | 0 | 0 | 0 | 0 | 0 | 0 | 0 |
| 1963 | 0 | 0 | 0 | 0 | 0 | 0 | 0 | 0 | 0 | 0 |
| 1964 | 0 | 0 | 0 | 0 | 0 | 0 | 0 | 0 | 0 | 0 |
| 1965 | 0 | 0 | 0 | 0 | 0 | 0 | 0 | 0 | 0 | 0 |
| 1966 | 0 | 0 | 0 | 0 | 0 | 0 | 0 | 0 | 0 | 0 |
| 1967 | 0 | 0 | 0 | 0 | 0 | 0 | 0 | 0 | 0 | 0 |
| 1968 | 0 | 0 | 0 | 0 | 0 | 0 | 0 | 0 | 0 | 0 |
| 1969 | 0 | 0 | 0 | 0 | 0 | 0 | 0 | 0 | 0 | 0 |
| 1970 | 0 | 0 | 0 | 0 | 0 | 0 | 0 | 0 | 0 | 0 |
| 1971 | 0 | 0 | 0 | 0 | 0 | 0 | 0 | 0 | 0 | 0 |
| 1972 | 20,000 | 5,200 | 526 | 8,000 | 170 | 8,400 | 1,620 | 1,677 | 122 | 0 |
| 1973 | 25,000 | 5,800 | 870 | 9,000 | 290 | 10,700 | 2,940 | 48,000 | 11,500 | 0 |
| 1974 | 30,000 | 6,400 | 1,160 | 10,000 | 400 | 13,100 | 4,260 | 50,000 | 12,300 | 0 |
| 1975 | 35,000 | 7,000 | 1,450 | 11,000 | 520 | 15,400 | 5,580 | 52,500 | 13,100 | 0 |
| 1976 | 44,000 | 7,600 | 1,740 | 12,000 | 640 | 17,800 | 6,900 | 55,000 | 14,000 | 0 |
| 1977 | 50,000 | 8,421 | 2,030 | 13,000 | 730 | 20,200 | 8,220 | 57,500 | 14,800 | 0 |
| 1978 | 57,000 | 9,242 | 2,320 | 14,000 | 920 | 0 | 9,340 | 60,000 | 15,700 | 0 |
| 1979 | 63,000 | 10,063 | 2,610 | 15,000 | 1,040 | 24,900 | 10,260 | 62,500 | 16,600 | 0 |
| 1980 | 69,200 | 10,884 | 2,900 | 17,000 | 1,150 | 27,200 | 11,180 | 65,500 | 17,400 | 6,800 |
| 1981 | 75,000 | 12,105 | 3,190 | 19,000 | 1,270 | 23,100 | 11,700 | 68,500 | 18,300 | 7,800 |
| 1982 | 81,300 | 13,326 | 3,480 | 21,000 | 1,380 | 22,843 | 12,320 | 71,500 | 19,100 | 8,800 |
| 1983 | 87,700 | 14,547 | 3,770 | 23,000 | 1,500 | 34,300 | 12,940 | 74,500 | 19,900 | 9,800 |
| 1984 | 35,000 | 15,768 | 4,060 | 25,000 | 1,610 | 36,700 | 13,560 | 78,000 | 20,700 | 10,800 |
| 1985 | 40,000 | 16,989 | 4,350 | 27,000 | 1,730 | 39,000 | 14,180 | 81,500 | 21,800 | 11,800 |
| 1986 | 42,000 | 18,210 | 4,640 | 29,000 | 1,840 | 41,400 | 14,800 | 85,000 | 23,200 | 12,900 |
| 1987 | 44,000 | 19,431 | 4,930 | 31,500 | 1,960 | 43,700 | 15,420 | 89,000 | 24,600 | 14,000 |
| 1988 | 46,000 | 20,652 | 5,220 | 34,000 | 2,070 | 46,000 | 16,040 | 93,000 | 26,000 | 15,100 |
| 1989 | 125,700 | 21,873 | 5,510 | 36,500 | 2,190 | 48,500 | 16,660 | 97,000 | 27,400 | 16,200 |
| 1990 | 132,100 | 23,100 | 5,800 | 38,100 | 2,300 | 50,800 | 17,300 | 101,500 | 28,800 | 17,300 |
| 1991 | 138,400 | 23,100 | 5,800 | 38,100 | 2,300 | 50,800 | 17,300 | 102,600 | 28,800 | 17,300 |
| 1992 | 138,400 | 23,100 | 5,800 | 38,100 | 2,300 | 50,800 | 17,300 | 102,600 | 28,800 | 17,300 |
| 1993 | 138,400 | 23,100 | 5,800 | 38,100 | 2,300 | 50,800 | 17,300 | 102,600 | 28,800 | 17,300 |
| 1994 | 138,400 | 23,100 | 5,800 | 38,100 | 2,300 | 50,800 | 17,300 | 102,600 | 28,800 | 17,300 |
| 1995 | 138,400 | 23,100 | 5,800 | 38,100 | 2,300 | 50,800 | 17,300 | 102,600 | 28,800 | 17,300 |
| 1996 | 138,400 | 23,100 | 5,800 | 38,100 | 2,300 | 50,800 | 17,300 | 102,600 | 28,800 | 0 |
| 1997 | 138,400 | 23,100 | 5,800 | 38,100 | 2,300 | 50,800 | 17,300 | 102,600 | 28,800 | 0 |
| 1998 | 138,400 | 23,100 | 5,800 | 38,100 | 2,300 | 75,800 | 17,300 | 102,600 | 28,800 | 0 |
| 1999 | 138,400 | 23,100 | 5,800 | 38,100 | 2,300 | 75,800 | 17,300 | 102,600 | 28,800 | 2,000 |
| 2000 | 138,400 | 23,100 | 5,800 | 38,100 | 2,300 | 75,800 | 21,300 | 102,600 | 28,800 | 3,000 |
| 2001 | 138,400 | 23,100 | 5,800 | 38,100 | 2,300 | 75,800 | 21,300 | 102,600 | 28,800 | 4,000 |
| 2002 | 141,400 | 23,100 | 5,800 | 38,100 | 2,300 | 75,800 | 21,300 | 102,600 | 28,800 | 4,000 |
| 2003 | 141,400 | 23,100 | 5,800 | 38,100 | 2,300 | 75,800 | 21,300 | 102,600 | 28,800 | 5,000 |
| 2004 | 141,400 | 33,000 | 5,800 | 38,100 | 2,300 | 75,800 | 21,300 | 102,600 | 28,800 | 6,000 |
| 2005 | 141,400 | 121,100 | 5,800 | 50,000 | 2,300 | 75,800 | 21,300 | 102,600 | 28,800 | 6,500 |
| 2006 | 141,400 | 121,100 | 5,800 | 50,000 | 2,300 | 75,800 | 21,300 | 102,600 | 28,800 | 7,000 |
| 2007 | 141,400 | 121,100 | 5,800 | 50,000 | 2,300 | 75,800 | 21,300 | 102,600 | 28,800 | 8,650 |
| 2008 | 141,400 | 121,100 | 5,800 | 50,000 | 2,300 | 75,800 | 21,300 | 102,600 | 28,800 | 17,300 |
| 2009 | 141,400 | 121,100 | 5,800 | 50,000 | 2,300 | 75,800 | 21,300 | 102,600 | 28,800 | 17,300 |
| 2010 | 141,400 | 138,350 | 5,800 | 55,750 | 2,300 | 82,800 | 21,300 | 102,600 | 28,800 | 17,300 |
| 2011 | 141,400 | 138,350 | 5,800 | 55,750 | 2,300 | 82,800 | 21,300 | 102,600 | 28,800 | 17,300 |
| 2012 | 141,400 | 138,350 | 5,800 | 55,750 | 2,300 | 82,800 | 21,300 | 102,600 | 28,800 | 17,300 |
| 2013 | 141,400 | 138,350 | 5,800 | 55,750 | 2,300 | 82,800 | 21,300 | 102,600 | 28,800 | 17,300 |
| 2014 | 144,844 | 138,350 | 5,800 | 55,750 | 2,300 | 82,800 | 21,300 | 102,600 | 28,800 | 17,300 |
| 2015 | 144,844 | 138,350 | 5,800 | 55,750 | 2,300 | 85,800 | 21,300 | 102,600 | 28,800 | 17,300 |
| 2016 | 144,844 | 138,350 | 5,800 | 55,750 | 2,300 | 85,800 | 21,300 | 102,600 | 28,800 | 17,300 |
| 2017 | 144,844 | 138,350 | 5,800 | 55,750 | 2,300 | 85,800 | 21,300 | 102,600 | 28,800 | 17,300 |
| 2018 | 144,844 | 138,350 | 5,800 | 55,750 | 2,300 | 85,800 | 21,300 | 102,600 | 28,800 | 17,300 |
| 2019 | 144,844 | 138,350 | 5,800 | 55,750 | 2,300 | 85,800 | 21,300 | 102,600 | 28,800 | 17,300 |
| **2020** | **144,844** | **138,350** | **5,800** | **55,750** | **2,300** | **89,800** | **21,300** | **102,600** | **28,800** | **17,300** |
| 2021 | 144,844 | 138,350 | 5,800 | 55,750 | 2,300 | 89,800 | 21,300 | 102,600 | 28,800 | 17,300 |
| 2022 | 144,844 | 138,350 | 5,800 | 55,750 | 2,300 | 89,800 | 21,300 | 102,600 | 28,800 | 17,300 |
| 2023 | 144,844 | 138,350 | 5,800 | 55,750 | 2,300 | 89,800 | 21,300 | 102,600 | 28,800 | 17,300 |
| 2024 | 144,844 | 138,350 | 5,800 | 55,750 | 2,300 | 89,800 | 21,300 | 102,600 | 28,800 | 17,300 |
| 2025 | 144,844 | 138,350 | 5,800 | 55,750 | 2,300 | 89,800 | 21,300 | 102,600 | 28,800 | 17,300 |
| 2026 | 144,844 | 138,350 | 5,800 | 55,750 | 2,300 | 89,800 | 21,300 | 102,600 | 28,800 | 17,300 |
| 2027 | 144,844 | 138,350 | 5,800 | 55,750 | 2,300 | 89,800 | 21,300 | 102,600 | 28,800 | 17,300 |
| 2028 | 144,844 | 138,350 | 5,800 | 55,750 | 2,300 | 89,800 | 21,300 | 102,600 | 28,800 | 17,300 |
| 2029 | 144,844 | 138,350 | 5,800 | 55,750 | 2,300 | 89,800 | 21,300 | 102,600 | 28,800 | 17,300 |
| 2030 | 144,844 | 138,350 | 5,800 | 55,750 | 2,300 | 89,800 | 21,300 | 102,600 | 28,800 | 17,300 |
| 2031 | 144,844 | 138,350 | 5,800 | 55,750 | 2,300 | 89,800 | 21,300 | 102,600 | 28,800 | 17,300 |
| 2032 | 144,844 | 138,350 | 5,800 | 55,750 | 2,300 | 89,800 | 21,300 | 102,600 | 28,800 | 17,300 |
| 2033 | 144,844 | 138,350 | 5,800 | 55,750 | 2,300 | 89,800 | 21,300 | 102,600 | 28,800 | 17,300 |
| 2034 | 144,844 | 138,350 | 5,800 | 55,750 | 2,300 | 89,800 | 21,300 | 102,600 | 28,800 | 17,300 |
| 2035 | 144,844 | 138,350 | 5,800 | 55,750 | 2,300 | 89,800 | 21,300 | 102,600 | 28,800 | 17,300 |
| **TOTAL** | **7,507,768** | **4,782,511** | **321,556** | **2,626,000** | **127,210** | **4,069,043** | **1,127,720** | **5,909,177** | **1,641,322** | **748,350** |

## TABLE B-4 Maximum Contractual Table A Amounts (acre-feet)



| Calendar Year | SOUTHERN CALIFORNIA AREA (continued) | | | | FEATHER RIVER AREA | | | | South Bay Area Future Contractor | Grand Total |
|---|---|---|---|---|---|---|---|---|---|---|
| | Santa Clarita[c] | Metropolitan | Ventura | Total | Yuba City | Butte | Plumas | Total | | |
| | [30] | [31] | [32] | [33] | [34] | [35] | [36] | [37] | [38] | [39] |
| 1962 | 0 | 0 | 0 | 0 | 0 | 0 | 0 | 0 | 0 | 0 |
| 1963 | 0 | 0 | 0 | 0 | 0 | 0 | 0 | 0 | 0 | 0 |
| 1964 | 0 | 0 | 0 | 0 | 0 | 0 | 0 | 0 | 0 | 0 |
| 1965 | 0 | 0 | 0 | 0 | 0 | 0 | 0 | 0 | 0 | 0 |
| 1966 | 0 | 0 | 0 | 0 | 0 | 0 | 0 | 0 | 0 | 0 |
| 1967 | 0 | 0 | 0 | 0 | 0 | 0 | 0 | 0 | 0 | 11,538 |
| 1968 | 3,700 | 0 | 0 | 3,700 | 0 | 300 | 250 | 550 | 0 | 191,500 |
| 1969 | 5,000 | 0 | 0 | 5,000 | 0 | 350 | 270 | 620 | 0 | 267,395 |
| 1970 | 5,700 | 0 | 0 | 5,700 | 0 | 400 | 300 | 700 | 0 | 322,600 |
| 1971 | 6,700 | 0 | 0 | 6,700 | 0 | 450 | 440 | 890 | 0 | 375,590 |
| 1972 | 8,936 | 154,772 | 0 | 209,423 | 0 | 500 | 470 | 970 | 0 | 741,759 |
| 1973 | 12,400 | 354,600 | 0 | 481,100 | 0 | 600 | 500 | 1,100 | 0 | 986,252 |
| 1974 | 15,400 | 454,900 | 0 | 597,920 | 0 | 700 | 530 | 1,230 | 0 | 1,182,200 |
| 1975 | 18,200 | 555,200 | 0 | 714,950 | 0 | 1,050 | 560 | 1,610 | 0 | 1,386,869 |
| 1976 | 21,200 | 655,600 | 0 | 836,480 | 0 | 1,400 | 590 | 1,990 | 0 | 1,508,387 |
| 1977 | 24,100 | 755,900 | 0 | 954,901 | 0 | 1,800 | 620 | 2,420 | 0 | 1,667,321 |
| 1978 | 24,762 | 856,300 | 0 | 1,049,584 | 0 | 1,200 | 650 | 1,850 | 0 | 1,818,034 |
| 1979 | 28,000 | 956,600 | 0 | 1,190,573 | 0 | 1,450 | 680 | 2,130 | 0 | 2,028,088 |
| 1980 | 30,400 | 1,057,000 | 1,000 | 1,317,614 | 0 | 1,100 | 710 | 1,810 | 0 | 2,214,770 |
| 1981 | 32,800 | 1,157,300 | 2,000 | 1,432,065 | 0 | 1,200 | 740 | 1,940 | 0 | 2,392,468 |
| 1982 | 34,800 | 1,257,600 | 3,000 | 1,550,449 | 0 | 1,200 | 770 | 1,970 | 0 | 2,574,545 |
| 1983 | 37,300 | 1,358,000 | 4,000 | 1,681,257 | 0 | 1,200 | 800 | 2,000 | 0 | 2,701,164 |
| 1984 | 39,600 | 1,458,300 | 5,000 | 1,744,098 | 1,600 | 1,200 | 830 | 3,630 | 0 | 2,884,337 |
| 1985 | 41,800 | 1,558,700 | 6,000 | 1,864,849 | 1,700 | 1,200 | 860 | 3,760 | 0 | 3,055,846 |
| 1986 | 43,600 | 1,659,300 | 8,000 | 1,983,890 | 2,100 | 1,200 | 890 | 4,190 | 0 | 3,257,736 |
| 1987 | 45,600 | 1,759,800 | 10,000 | 2,103,941 | 2,500 | 1,200 | 920 | 4,620 | 0 | 3,484,115 |
| 1988 | 48,000 | 1,860,400 | 13,000 | 2,225,482 | 2,900 | 1,200 | 960 | 5,060 | 0 | 3,688,335 |
| 1989 | 50,100 | 1,961,000 | 16,000 | 2,424,633 | 3,300 | 1,200 | 1,000 | 5,500 | 0 | 3,958,190 |
| 1990 | 52,000 | 2,011,500 | 20,000 | 2,500,600 | 3,800 | 1,200 | 1,040 | 6,040 | 0 | 4,079,666 |
| 1991 | 54,200 | 2,011,500 | 20,000 | 2,510,200 | 9,600 | 1,200 | 1,080 | 11,880 | 0 | 4,126,567 |
| 1992 | 54,200 | 2,011,500 | 20,000 | 2,510,200 | 9,600 | 1,200 | 1,120 | 11,920 | 0 | 4,138,816 |
| 1993 | 54,200 | 2,011,500 | 20,000 | 2,510,200 | 9,600 | 1,200 | 1,160 | 11,960 | 0 | 4,146,966 |
| 1994 | 54,200 | 2,011,500 | 20,000 | 2,510,200 | 9,600 | 1,200 | 1,200 | 12,000 | 0 | 4,154,201 |
| 1995 | 54,200 | 2,011,500 | 20,000 | 2,510,200 | 9,600 | 1,200 | 1,250 | 12,050 | 0 | 4,163,066 |
| 1996 | 54,200 | 2,011,500 | 20,000 | 2,492,900 | 9,600 | 1,200 | 1,300 | 12,100 | 0 | 4,111,341 |
| 1997 | 54,200 | 2,011,500 | 20,000 | 2,492,900 | 9,600 | 1,200 | 1,350 | 12,150 | 0 | 4,084,866 |
| 1998 | 54,200 | 2,011,500 | 20,000 | 2,517,900 | 9,600 | 1,200 | 1,400 | 12,200 | 0 | 4,086,021 |
| 1999 | 54,200 | 2,011,500 | 20,000 | 2,519,900 | 9,600 | 2,890 | 1,450 | 13,940 | 0 | 4,119,646 |
| 2000 | 95,200 | 2,011,500 | 20,000 | 2,565,900 | 9,600 | 2,890 | 1,510 | 14,000 | 0 | 4,121,631 |
| 2001 | 95,200 | 2,011,500 | 20,000 | 2,566,900 | 9,600 | 3,500 | 1,570 | 14,670 | 0 | 4,124,136 |
| 2002 | 95,200 | 2,011,500 | 20,000 | 2,569,900 | 9,600 | 3,500 | 1,630 | 14,730 | 0 | 4,125,031 |
| 2003 | 95,200 | 2,011,500 | 20,000 | 2,570,900 | 9,600 | 3,500 | 1,690 | 14,790 | 0 | 4,126,926 |
| 2004 | 95,200 | 2,011,500 | 20,000 | 2,581,800 | 9,600 | 3,500 | 0 | 13,100 | 0 | 4,127,061 |
| 2005 | 95,200 | 1,911,500 | 20,000 | 2,582,300 | 9,600 | 1,200 | 0 | 10,800 | 0 | 4,125,686 |
| 2006 | 95,200 | 1,911,500 | 20,000 | 2,582,800 | 9,600 | 1,200 | 324 | 11,124 | 0 | 4,126,885 |
| 2007 | 95,200 | 1,911,500 | 20,000 | 2,584,450 | 9,600 | 1,200 | 720 | 11,520 | 0 | 4,129,306 |
| 2008 | 95,200 | 1,911,500 | 20,000 | 2,593,100 | 9,600 | 27,500 | 2,020 | 39,120 | 0 | 4,165,931 |
| 2009 | 95,200 | 1,911,500 | 20,000 | 2,593,100 | 9,600 | 27,500 | 2,090 | 39,190 | 0 | 4,166,376 |
| 2010 | 95,200 | 1,911,500 | 20,000 | 2,623,100 | 9,600 | 1,731 | 2,160 | 13,491 | 0 | 4,146,227 |
| 2011 | 95,200 | 1,911,500 | 20,000 | 2,623,100 | 9,600 | 2,548 | 2,240 | 14,388 | 0 | 4,147,174 |
| 2012 | 95,200 | 1,911,500 | 20,000 | 2,623,100 | 9,600 | 27,500 | 2,320 | 39,420 | 0 | 4,172,256 |
| 2013 | 95,200 | 1,911,500 | 20,000 | 2,623,100 | 9,600 | 27,500 | 2,410 | 39,510 | 0 | 4,172,396 |
| 2014 | 95,200 | 1,911,500 | 20,000 | 2,626,544 | 9,600 | 27,500 | 2,500 | 39,600 | 0 | 4,172,536 |
| 2015 | 95,200 | 1,911,500 | 20,000 | 2,629,544 | 9,600 | 27,500 | 2,600 | 39,700 | 0 | 4,172,686 |
| 2016 | 95,200 | 1,911,500 | 20,000 | 2,629,544 | 9,600 | 27,500 | 2,700 | 39,800 | 0 | 4,172,786 |
| 2017 | 95,200 | 1,911,500 | 20,000 | 2,629,544 | 9,600 | 27,500 | 2,700 | 39,800 | 0 | 4,172,786 |
| 2018 | 95,200 | 1,911,500 | 20,000 | 2,629,544 | 9,600 | 27,500 | 2,700 | 39,800 | 0 | 4,172,786 |
| 2019 | 95,200 | 1,911,500 | 20,000 | 2,629,544 | 9,600 | 27,500 | 2,700 | 39,800 | 0 | 4,172,786 |
| **2020** | **95,200** | **1,911,500** | **20,000** | **2,633,544** | **9,600** | **27,500** | **2,700** | **39,800** | **0** | **4,172,786** |
| 2021 | 95,200 | 1,911,500 | 20,000 | 2,633,544 | 9,600 | 27,500 | 2,700 | 39,800 | 0 | 4,172,786 |
| 2022 | 95,200 | 1,911,500 | 20,000 | 2,633,544 | 9,600 | 27,500 | 2,700 | 39,800 | 0 | 4,172,786 |
| 2023 | 95,200 | 1,911,500 | 20,000 | 2,633,544 | 9,600 | 27,500 | 2,700 | 39,800 | 0 | 4,172,786 |
| 2024 | 95,200 | 1,911,500 | 20,000 | 2,633,544 | 9,600 | 27,500 | 2,700 | 39,800 | 0 | 4,172,786 |
| 2025 | 95,200 | 1,911,500 | 20,000 | 2,633,544 | 9,600 | 27,500 | 2,700 | 39,800 | 0 | 4,172,786 |
| 2026 | 95,200 | 1,911,500 | 20,000 | 2,633,544 | 9,600 | 27,500 | 2,700 | 39,800 | 0 | 4,172,786 |
| 2027 | 95,200 | 1,911,500 | 20,000 | 2,633,544 | 9,600 | 27,500 | 2,700 | 39,800 | 0 | 4,172,786 |
| 2028 | 95,200 | 1,911,500 | 20,000 | 2,633,544 | 9,600 | 27,500 | 2,700 | 39,800 | 0 | 4,172,786 |
| 2029 | 95,200 | 1,911,500 | 20,000 | 2,633,544 | 9,600 | 27,500 | 2,700 | 39,800 | 0 | 4,172,786 |
| 2030 | 95,200 | 1,911,500 | 20,000 | 2,633,544 | 9,600 | 27,500 | 2,700 | 39,800 | 0 | 4,172,786 |
| 2031 | 95,200 | 1,911,500 | 20,000 | 2,633,544 | 9,600 | 27,500 | 2,700 | 39,800 | 0 | 4,172,786 |
| 2032 | 95,200 | 1,911,500 | 20,000 | 2,633,544 | 9,600 | 27,500 | 2,700 | 39,800 | 0 | 4,172,786 |
| 2033 | 95,200 | 1,911,500 | 20,000 | 2,633,544 | 9,600 | 27,500 | 2,700 | 39,800 | 0 | 4,172,786 |
| 2034 | 95,200 | 1,911,500 | 20,000 | 2,633,544 | 9,600 | 27,500 | 2,700 | 39,800 | 0 | 4,172,786 |
| 2035 | 95,200 | 1,911,500 | 20,000 | 2,633,544 | 9,600 | 27,500 | 2,700 | 39,800 | 0 | 4,172,786 |
| **TOTAL** | **4,545,098** | **109,260,272** | **988,000** | **143,654,027** | **449,900** | **775,559** | **106,474** | **1,331,933** | **0** | **233,688,159** |

[c] Castaic Lake Water Agency's SWP Water Supply Contract was transferred to Santa Clarita Valley Water Agency effective November 2, 2018.

## TABLE B-5A Annual Water Quantities Delivered from Each Aqueduct Reach to Each Contractor (acre-feet)



| Calendar Year | FEATHER RIVER AREA | | | NORTH BAY AQUEDUCT | | | | | | | |
|---|---|---|---|---|---|---|---|---|---|---|---|
| | | | | Reach 1 | Reach 3A | | Reach 3A-T | | Reach 3B | | |
| | Butte | Grizzly Valley Pipeline Plumas | Yuba City | Solano | Napa | Solano | Napa | Solano | Napa[a] | Solano | Total |
| | [1] | [2] | [3] | [4] | [5] | [6] | [7] | [8] | [9] | [10] | [11] |
| 1962 | 0 | 0 | 0 | 0 | 0 | 0 | 0 | 0 | 0 | 0 | 0 |
| 1963 | 0 | 0 | 0 | 0 | 0 | 0 | 0 | 0 | 0 | 0 | 0 |
| 1964 | 0 | 0 | 0 | 0 | 0 | 0 | 0 | 0 | 0 | 0 | 0 |
| 1965 | 0 | 0 | 0 | 0 | 0 | 0 | 0 | 0 | 0 | 0 | 0 |
| 1966 | 0 | 0 | 0 | 0 | 0 | 0 | 0 | 0 | 0 | 0 | 0 |
| 1967 | 0 | 0 | 0 | 0 | 0 | 0 | 0 | 0 | 0 | 0 | 0 |
| 1968 | 0 | 0 | 0 | 0 | 0 | 0 | 0 | 0 | 1,214 | 0 | 1,214 |
| 1969 | 0 | 0 | 0 | 0 | 0 | 0 | 0 | 0 | 2,687 | 0 | 2,687 |
| 1970 | 0 | 70 | 0 | 0 | 0 | 0 | 0 | 0 | 3,618 | 0 | 3,618 |
| 1971 | 192 | 64 | 0 | 0 | 0 | 0 | 0 | 0 | 2,521 | 0 | 2,521 |
| 1972 | 186 | 505 | 0 | 0 | 0 | 0 | 0 | 0 | 3,647 | 0 | 3,647 |
| 1973 | 53 | 679 | 0 | 0 | 0 | 0 | 0 | 0 | 3,792 | 0 | 3,792 |
| 1974 | 127 | 648 | 0 | 0 | 0 | 0 | 0 | 0 | 4,870 | 0 | 4,870 |
| 1975 | 253 | 405 | 0 | 0 | 0 | 0 | 0 | 0 | 6,840 | 0 | 6,840 |
| 1976 | 527 | 382 | 0 | 0 | 0 | 0 | 0 | 0 | 7,122 | 0 | 7,122 |
| 1977 | 706 | 303 | 0 | 0 | 0 | 0 | 0 | 0 | 8,226 | 0 | 8,226 |
| 1978 | 579 | 278 | 0 | 0 | 0 | 0 | 0 | 0 | 6,034 | 0 | 6,034 |
| 1979 | 302 | 329 | 0 | 0 | 0 | 0 | 0 | 0 | 6,561 | 0 | 6,561 |
| 1980 | 267 | 295 | 0 | 0 | 0 | 0 | 0 | 0 | 6,707 | 0 | 6,707 |
| 1981 | 221 | 355 | 0 | 0 | 0 | 0 | 0 | 0 | 9,001 | 0 | 9,001 |
| 1982 | 334 | 305 | 0 | 0 | 0 | 0 | 0 | 0 | 1,213 | 0 | 1,213 |
| 1983 | 325 | 262 | 0 | 0 | 0 | 0 | 0 | 0 | 2,287 | 0 | 2,287 |
| 1984 | 177 | 272 | 108 | 0 | 0 | 0 | 0 | 0 | 2,923 | 0 | 2,923 |
| 1985 | 308 | 254 | 62 | 0 | 0 | 0 | 0 | 0 | 4,039 | 0 | 4,039 |
| 1986 | 313 | 317 | 328 | 1,400 | 0 | 0 | 0 | 0 | 3,519 | 0 | 4,919 |
| 1987 | 459 | 452 | 88 | 1,550 | 0 | 0 | 0 | 0 | 7,693 | 0 | 9,243 |
| 1988 | 385 | 523 | 303 | 1 | 0 | 9,725 | 0 | 0 | 5,392 | 0 | 15,118 |
| 1989 | 300 | 486 | 403 | 10 | 0 | 17,246 | 0 | 0 | 6,195 | 0 | 23,451 |
| 1990 | 380 | 548 | 494 | 3,275 | 0 | 15,856 | 0 | 0 | 6,940 | 0 | 26,071 |
| 1991 | 328 | 420 | 265 | 3,117 | 0 | 3,855 | 0 | 0 | 1,380 | 0 | 8,352 |
| 1992 | 117 | 485 | 642 | 5,553 | 0 | 9,220 | 0 | 0 | 4,001 | 0 | 18,774 |
| 1993 | 256 | 444 | 746 | 14,709 | 0 | 14,471 | 0 | 0 | 5,286 | 0 | 34,466 |
| 1994 | 329 | 492 | 1,035 | 10,343 | 0 | 14,913 | 0 | 0 | 6,792 | 0 | 32,048 |
| 1995 | 203 | 308 | 910 | 5,452 | 0 | 15,893 | 0 | 0 | 5,182 | 0 | 26,527 |
| 1996 | 257 | 360 | 820 | 12,930 | 0 | 17,069 | 0 | 0 | 4,893 | 0 | 34,892 |
| 1997 | 185 | 231 | 1,005 | 16,029 | 0 | 17,501 | 0 | 0 | 4,341 | 0 | 37,871 |
| 1998 | 527 | 0 | 1,054 | 11,562 | 0 | 18,204 | 0 | 0 | 5,359 | 0 | 35,125 |
| 1999 | 286 | 0 | 1,096 | 15,191 | 0 | 19,562 | 0 | 0 | 5,304 | 0 | 40,057 |
| 2000 | 586 | 0 | 901 | 15,490 | 0 | 11,290 | 0 | 10,235 | 4,958 | 0 | 41,973 |
| 2001 | 513 | 0 | 1,065 | 14,849 | 0 | 11,377 | 0 | 8,360 | 9,345 | 0 | 43,931 |
| 2002 | 419 | 0 | 1,181 | 18,841 | 0 | 11,130 | 0 | 8,589 | 6,875 | 0 | 45,435 |
| 2003 | 551 | 0 | 1,324 | 17,260 | 0 | 9,682 | 9 | 7,009 | 7,637 | 0 | 41,597 |
| 2004 | 1,440 | 0 | 1,434 | 20,951 | 0 | 10,691 | 135 | 10,860 | 7,999 | 500 | 51,136 |
| 2005 | 527 | 0 | 1,894 | 18,290 | 0 | 10,585 | 160 | 8,444 | 7,509 | 500 | 45,488 |
| 2006 | 468 | 0 | 5,342 | 16,573 | 0 | 10,865 | 208 | 7,578 | 7,581 | 500 | 43,305 |
| 2007 | 956 | 0 | 2,327 | 19,187 | 0 | 12,301 | 180 | 15,312 | 10,777 | 500 | 58,257 |
| 2008 | 451 | 243 | 1,923 | 21,436 | 15 | 11,410 | 37 | 7,974 | 13,240 | 500 | 54,612 |
| 2009 | 581 | 200 | 2,114 | 15,004 | 0 | 8,651 | 27 | 6,795 | 10,877 | 500 | 41,854 |
| 2010 | 807 | 243 | 2,331 | 17,598 | 0 | 8,231 | 70 | 4,487 | 12,347 | 500 | 43,233 |
| 2011 | 1,092 | 98 | 2,297 | 15,202 | 0 | 7,761 | 39 | 5,032 | 11,275 | 0 | 39,309 |
| 2012 | 1,374 | 79 | 2,695 | 16,508 | 0 | 8,298 | 47 | 4,541 | 9,860 | 0 | 39,254 |
| 2013 | 908 | 366 | 4,850 | 16,525 | 0 | 10,082 | 60 | 9,262 | 12,478 | 0 | 48,407 |
| 2014 | 1,617 | 251 | 4,237 | 7,354 | 0 | 6,856 | 41 | 5,469 | 14,123 | 0 | 33,843 |
| 2015 | 2,763 | 285 | 3,004 | 8,581 | 0 | 6,538 | 66 | 8,717 | 11,133 | 0 | 35,035 |
| 2016 | 2,518 | 387 | 1,229 | 10,802 | 1 | 6,464 | 45 | 6,339 | 8,947 | 0 | 32,598 |
| 2017 | 2,320 | 363 | 1,746 | 13,764 | 0 | 7,484 | 24 | 7,017 | 8,201 | 0 | 36,490 |
| 2018 | 3,029 | 508 | 1,715 | 15,487 | 0 | 8,493 | 22 | 11,092 | 11,660 | 0 | 46,754 |
| 2019 | 6,003 | 817 | 3,159 | 20,178 | 5 | 8,213 | 0 | 6,289 | 21,338 | 0 | 56,023 |
| **2020** | **270** | **730** | **5,760** | **28,654** | **0** | **0** | **0** | **0** | **17,415** | **0** | **46,069** |
| 2021 | 270 | 730 | 5,760 | 28,654 | 0 | 0 | 0 | 0 | 17,415 | 0 | 46,069 |
| 2022 | 270 | 730 | 5,760 | 28,654 | 0 | 0 | 0 | 0 | 17,415 | 0 | 46,069 |
| 2023 | 270 | 730 | 5,760 | 28,654 | 0 | 0 | 0 | 0 | 17,415 | 0 | 46,069 |
| 2024 | 270 | 730 | 5,760 | 28,654 | 0 | 0 | 0 | 0 | 17,415 | 0 | 46,069 |
| 2025 | 270 | 730 | 5,760 | 28,654 | 0 | 0 | 0 | 0 | 17,415 | 0 | 46,069 |
| 2026 | 270 | 730 | 5,760 | 28,654 | 0 | 0 | 0 | 0 | 17,415 | 0 | 46,069 |
| 2027 | 270 | 730 | 5,760 | 28,654 | 0 | 0 | 0 | 0 | 17,415 | 0 | 46,069 |
| 2028 | 270 | 730 | 5,760 | 28,654 | 0 | 0 | 0 | 0 | 17,415 | 0 | 46,069 |
| 2029 | 270 | 730 | 5,760 | 28,654 | 0 | 0 | 0 | 0 | 17,415 | 0 | 46,069 |
| 2030 | 270 | 730 | 5,760 | 28,654 | 0 | 0 | 0 | 0 | 17,415 | 0 | 46,069 |
| 2031 | 270 | 730 | 5,760 | 28,654 | 0 | 0 | 0 | 0 | 17,415 | 0 | 46,069 |
| 2032 | 270 | 730 | 5,760 | 28,654 | 0 | 0 | 0 | 0 | 17,415 | 0 | 46,069 |
| 2033 | 270 | 730 | 5,760 | 28,654 | 0 | 0 | 0 | 0 | 17,415 | 0 | 46,069 |
| 2034 | 270 | 730 | 5,760 | 28,654 | 0 | 0 | 0 | 0 | 17,415 | 0 | 46,069 |
| 2035 | 270 | 730 | 5,760 | 28,654 | 0 | 0 | 0 | 0 | 17,415 | 0 | 46,069 |
| **TOTAL** | **42,125** | **25,992** | **148,287** | **879,466** | **21** | **359,917** | **1,170** | **159,401** | **642,379** | **3,500** | **2,045,854** |

[a] For the period 1968 through 1987, deliveries were non-project water pumped through an interim facility.

## TABLE B-5A Annual Water Quantities Delivered from Each Aqueduct Reach to Each Contractor (acre-feet)



| | SOUTH BAY AQUEDUCT[b] | | | | | | | | | | |
|---|---|---|---|---|---|---|---|---|---|---|---|
| | Reach 1 | | Reach 2 | Reach 4 | Reach 5 | | Reach 6 | Reach 7 | Reach 8 | Reach 9 | |
| Calendar Year | Alameda-Zone 7 | Alameda County | Alameda-Zone 7 | Alameda-Zone 7 | Alameda-Zone 7 | Alameda County | Alameda-Zone 7 | Alameda County | Alameda County | Santa Clara | Total |
| | [12] | [13] | [14] | [15] | [16] | [17] | [18] | [19] | [20] | [21] | [22] |
| 1962 | 141 | 8,412 | 353 | 0 | 0 | 0 | 0 | 0 | 0 | 0 | 8,906 |
| 1963 | 814 | 10,914 | 917 | 0 | 0 | 0 | 0 | 0 | 0 | 0 | 12,645 |
| 1964 | 248 | 19,238 | 1,425 | 0 | 0 | 0 | 0 | 0 | 0 | 0 | 20,911 |
| 1965 | 637 | 15,280 | 1,830 | 138 | 0 | 0 | 0 | 1,127 | 0 | 15,014 | 34,026 |
| 1966 | 2,475 | 0 | 2,537 | 499 | 0 | 0 | 0 | 14,864 | 0 | 34,538 | 54,913 |
| 1967 | 1,527 | 0 | 2,391 | 862 | 0 | 0 | 0 | 12,882 | 0 | 39,101 | 56,763 |
| 1968 | 1,608 | 0 | 3,799 | 721 | 5 | 0 | 0 | 24,817 | 0 | 70,105 | 101,055 |
| 1969 | 1,165 | 0 | 3,459 | 1,851 | 160 | 0 | 0 | 813 | 0 | 62,264 | 69,712 |
| 1970 | 1,345 | 0 | 4,558 | 3,182 | 164 | 0 | 0 | 0 | 0 | 80,311 | 89,560 |
| 1971 | 546 | 0 | 1,908 | 2,403 | 160 | 0 | 0 | 5,961 | 0 | 87,606 | 98,584 |
| 1972 | 1,066 | 0 | 4,605 | 2,041 | 2,777 | 1,489 | 0 | 26,182 | 0 | 100,266 | 138,426 |
| 1973 | 430 | 0 | 1,123 | 1,193 | 229 | 0 | 0 | 2,521 | 0 | 88,582 | 94,078 |
| 1974 | 177 | 0 | 0 | 975 | 162 | 0 | 0 | 0 | 4 | 88,000 | 89,318 |
| 1975 | 137 | 0 | 1,783 | 1,864 | 120 | 0 | 714 | 393 | 593 | 88,000 | 93,604 |
| 1976 | 265 | 0 | 7,204 | 3,384 | 817 | 0 | 5,461 | 13,774 | 7,526 | 88,000 | 126,431 |
| 1977 | 210 | 0 | 4,491 | 2,213 | 524 | 0 | 5,206 | 11,284 | 7,556 | 76,220 | 107,704 |
| 1978 | 422 | 0 | 2,426 | 3,754 | 2,034 | 0 | 2,348 | 854 | 5,009 | 95,727 | 112,574 |
| 1979 | 197 | 0 | 4,283 | 5,567 | 3,937 | 0 | 5,341 | 3,430 | 7,444 | 91,991 | 122,190 |
| 1980 | 77 | 0 | 3,883 | 6,686 | 0 | 1,508 | 6,144 | 2,824 | 6,702 | 88,000 | 115,824 |
| 1981 | 1,250 | 0 | 4,648 | 5,273 | 1,157 | 5,752 | 7,262 | 7,595 | 8,570 | 88,000 | 129,507 |
| 1982 | 473 | 0 | 3,043 | 4,406 | 630 | 0 | 4,571 | 1,776 | 4,540 | 88,000 | 107,439 |
| 1983 | 179 | 0 | 2,712 | 1,714 | 50 | 0 | 111 | 0 | 3,157 | 86,733 | 94,656 |
| 1984 | 165 | 0 | 4,219 | 2,219 | 55 | 0 | 126 | 0 | 3,338 | 88,000 | 98,122 |
| 1985 | 213 | 0 | 5,199 | 2,060 | 63 | 0 | 7,537 | 11,203 | 7,813 | 88,000 | 122,088 |
| 1986 | 200 | 0 | 6,052 | 2,062 | 212 | 0 | 2,083 | 5,311 | 7,068 | 88,000 | 110,988 |
| 1987 | 218 | 0 | 7,538 | 2,372 | 285 | 0 | 12,993 | 15,488 | 9,902 | 88,000 | 136,796 |
| 1988 | 222 | 0 | 8,302 | 4,681 | 189 | 0 | 12,436 | 24,259 | 9,205 | 87,961 | 147,255 |
| 1989 | 222 | 0 | 8,051 | 6,562 | 418 | 0 | 10,974 | 17,340 | 8,702 | 90,000 | 142,269 |
| 1990 | 256 | 0 | 8,160 | 8,347 | 593 | 0 | 15,678 | 22,149 | 9,554 | 91,800 | 156,537 |
| 1991 | 162 | 0 | 3,676 | 3,269 | 359 | 0 | 1,945 | 9,155 | 3,493 | 28,200 | 50,259 |
| 1992 | 217 | 0 | 5,177 | 2,188 | 154 | 0 | 6,933 | 12,621 | 6,532 | 42,839 | 76,661 |
| 1993 | 190 | 0 | 5,843 | 8,430 | 5,964 | 1,650 | 13,208 | 1,792 | 6,829 | 62,065 | 105,971 |
| 1994 | 132 | 0 | 4,482 | 5,427 | 822 | 0 | 9,679 | 3,379 | 19,532 | 57,115 | 100,568 |
| 1995 | 278 | 0 | 6,236 | 7,195 | 955 | 0 | 15,427 | 21 | 17,772 | 28,756 | 76,640 |
| 1996 | 277 | 0 | 6,151 | 5,119 | 388 | 0 | 6,968 | 1,871 | 11,591 | 44,850 | 77,215 |
| 1997 | 138 | 0 | 6,647 | 6,501 | 1,582 | 1,323 | 12,654 | 1,876 | 10,864 | 60,601 | 102,186 |
| 1998 | 106 | 0 | 3,748 | 2,493 | 1,277 | 0 | 8,347 | 3,817 | 11,478 | 39,610 | 70,876 |
| 1999 | 148 | 0 | 5,048 | 8,227 | 1,444 | 0 | 13,133 | 5,326 | 16,226 | 52,945 | 102,497 |
| 2000 | 110 | 0 | 7,464 | 9,761 | 946 | 0 | 16,396 | 4,498 | 18,100 | 78,258 | 135,533 |
| 2001 | 105 | 0 | 7,822 | 4,879 | 3,010 | 0 | 13,593 | 0 | 18,004 | 47,922 | 95,335 |
| 2002 | 93 | 0 | 7,758 | 11,619 | 2,446 | 0 | 17,058 | 5,112 | 20,616 | 58,875 | 123,577 |
| 2003 | 108 | 0 | 7,916 | 11,348 | 2,887 | 0 | 16,684 | 5,037 | 12,753 | 75,981 | 132,714 |
| 2004 | 72 | 0 | 11,754 | 9,737 | 3,763 | 0 | 21,260 | 4,968 | 14,916 | 59,458 | 125,928 |
| 2005 | 1,430 | 0 | 11,520 | 10,100 | 1,826 | 0 | 16,597 | 4,139 | 10,160 | 52,364 | 108,136 |
| 2006 | 830 | 0 | 11,546 | 4,097 | 2,123 | 0 | 19,870 | 2,708 | 12,924 | 64,174 | 118,272 |
| 2007 | 179 | 0 | 10,066 | 2,563 | 3,107 | 0 | 23,205 | 8,255 | 15,107 | 71,690 | 134,172 |
| 2008 | 238 | 0 | 11,424 | 2,206 | 1,899 | 0 | 25,363 | 4,421 | 18,481 | 52,530 | 116,562 |
| 2009 | 211 | 0 | 7,054 | 5,437 | 1,987 | 0 | 16,398 | 2,551 | 16,945 | 66,364 | 116,947 |
| 2010 | 160 | 0 | 7,788 | 7,528 | 1,824 | 0 | 17,043 | 330 | 15,241 | 45,888 | 95,802 |
| 2011 | 1,541 | 0 | 6,282 | 6,887 | 2,173 | 0 | 20,098 | 7 | 15,203 | 60,761 | 112,952 |
| 2012 | 262 | 0 | 7,598 | 9,987 | 2,972 | 0 | 14,112 | 0 | 13,331 | 63,794 | 112,056 |
| 2013 | 237 | 0 | 11,253 | 9,998 | 3,171 | 0 | 20,197 | 31 | 23,609 | 78,623 | 147,119 |
| 2014 | 206 | 0 | 7,517 | 4,321 | 975 | 0 | 15,469 | 8,989 | 13,669 | 39,970 | 91,116 |
| 2015 | 182 | 0 | 6,136 | 3,640 | 4,594 | 0 | 15,520 | 6,389 | 14,838 | 65,773 | 117,072 |
| 2016 | 53 | 0 | 6,677 | 10,488 | 3,480 | 0 | 20,786 | 21 | 9,064 | 68,652 | 119,221 |
| 2017 | 85 | 0 | 4,188 | 9,110 | 3,225 | 0 | 9,850 | 0 | 9,734 | 44,995 | 81,187 |
| 2018 | 84 | 0 | 7,318 | 4,243 | 4,452 | 0 | 23,426 | 209 | 17,952 | 77,136 | 134,820 |
| 2019 | 284 | 0 | 10,439 | 9,517 | 3,133 | 0 | 13,004 | 318 | 8,800 | 47,354 | 92,849 |
| **2020** | **0** | **0** | **7,500** | **7,150** | **2,400** | **0** | **26,321** | **4,745** | **14,539** | **60,000** | **122,655** |
| 2021 | 0 | 0 | 7,660 | 7,150 | 2,400 | 0 | 26,161 | 5,510 | 15,190 | 60,000 | 124,071 |
| 2022 | 0 | 0 | 7,810 | 7,150 | 2,400 | 0 | 26,011 | 5,781 | 15,231 | 60,000 | 124,383 |
| 2023 | 0 | 0 | 7,980 | 7,150 | 2,400 | 0 | 25,841 | 6,021 | 15,207 | 60,000 | 124,599 |
| 2024 | 0 | 0 | 7,980 | 7,150 | 2,400 | 0 | 25,841 | 6,021 | 15,207 | 60,000 | 124,599 |
| 2025 | 0 | 0 | 7,980 | 7,150 | 2,400 | 0 | 25,841 | 6,021 | 15,207 | 60,000 | 124,599 |
| 2026 | 0 | 0 | 7,980 | 7,150 | 2,400 | 0 | 25,841 | 6,021 | 15,207 | 60,000 | 124,599 |
| 2027 | 0 | 0 | 7,980 | 7,150 | 2,400 | 0 | 25,841 | 6,021 | 15,207 | 60,000 | 124,599 |
| 2028 | 0 | 0 | 7,980 | 7,150 | 2,400 | 0 | 25,841 | 6,021 | 15,207 | 60,000 | 124,599 |
| 2029 | 0 | 0 | 7,980 | 7,150 | 2,400 | 0 | 25,841 | 6,021 | 15,207 | 60,000 | 124,599 |
| 2030 | 0 | 0 | 7,980 | 7,150 | 2,400 | 0 | 25,841 | 6,021 | 15,207 | 60,000 | 124,599 |
| 2031 | 0 | 0 | 7,980 | 7,150 | 2,400 | 0 | 25,841 | 6,021 | 15,207 | 60,000 | 124,599 |
| 2032 | 0 | 0 | 7,980 | 7,150 | 2,400 | 0 | 25,841 | 6,021 | 15,207 | 60,000 | 124,599 |
| 2033 | 0 | 0 | 7,980 | 7,150 | 2,400 | 0 | 25,841 | 6,021 | 15,207 | 60,000 | 124,599 |
| 2034 | 0 | 0 | 7,980 | 7,150 | 2,400 | 0 | 25,841 | 6,021 | 15,207 | 60,000 | 124,599 |
| 2035 | 0 | 0 | 7,980 | 7,150 | 2,400 | 0 | 25,841 | 6,021 | 15,207 | 60,000 | 124,599 |
| **TOTAL** | **25,003** | **53,844** | **454,137** | **387,744** | **120,079** | **11,722** | **957,634** | **418,997** | **753,098** | **4,675,762** | **7,858,020** |

[b] For the period June 1962 through November 1967, deliveries were supplied by non-project water.

## TABLE B-5A Annual Water Quantities Delivered from Each Aqueduct Reach to Each Contractor (acre-feet)



| | CALIFORNIA AQUEDUCT | | | | | | | | | | | |
|---|---|---|---|---|---|---|---|---|---|---|---|---|
| | NORTH SAN JOAQUIN DIVISION | | | | | | SAN LUIS DIVISION | | | | | |
| | Reach 1 | Reach 2A | | | | | Reach 3 | | Reach 3A | | | |
| Calendar Year | Kern (Agricultural) | Alameda-Zone 7 | Kern (Agricultural) | Oak Flat[c] | Santa Clara | Tulare | Dudley Ridge | Metropolitan | Alameda-Zone 7 | Alameda County | AVEK | Dudley Ridge |
| | [23] | [24] | [25] | [26] | [27] | [28] | [29] | [30] | [31] | [32] | [33] | [34] |
| 1962 | 0 | 0 | 0 | 0 | 0 | 0 | 0 | 0 | 0 | 0 | 0 | 0 |
| 1963 | 0 | 0 | 0 | 0 | 0 | 0 | 0 | 0 | 0 | 0 | 0 | 0 |
| 1964 | 0 | 0 | 0 | 0 | 0 | 0 | 0 | 0 | 0 | 0 | 0 | 0 |
| 1965 | 0 | 0 | 0 | 0 | 0 | 0 | 0 | 0 | 0 | 0 | 0 | 0 |
| 1966 | 0 | 0 | 0 | 0 | 0 | 0 | 0 | 0 | 0 | 0 | 0 | 0 |
| 1967 | 0 | 0 | 0 | 0 | 0 | 0 | 0 | 0 | 0 | 0 | 0 | 0 |
| 1968 | 0 | 0 | 0 | 3,084 | 0 | 0 | 0 | 0 | 0 | 0 | 0 | 0 |
| 1969 | 0 | 0 | 0 | 3,016 | 0 | 0 | 0 | 0 | 0 | 0 | 0 | 0 |
| 1970 | 0 | 0 | 0 | 5,911 | 0 | 0 | 0 | 0 | 0 | 0 | 0 | 0 |
| 1971 | 0 | 0 | 0 | 7,212 | 0 | 0 | 0 | 0 | 0 | 0 | 0 | 0 |
| 1972 | 0 | 0 | 0 | 8,166 | 0 | 0 | 0 | 0 | 0 | 0 | 0 | 0 |
| 1973 | 0 | 0 | 0 | 3,214 | 0 | 0 | 0 | 0 | 0 | 0 | 0 | 0 |
| 1974 | 0 | 0 | 0 | 3,471 | 0 | 0 | 0 | 0 | 0 | 0 | 0 | 0 |
| 1975 | 0 | 0 | 0 | 3,576 | 0 | 0 | 0 | 0 | 0 | 0 | 0 | 0 |
| 1976 | 0 | 0 | 0 | 4,112 | 0 | 0 | 0 | 0 | 0 | 0 | 0 | 0 |
| 1977 | 0 | 0 | 0 | 1,472 | 0 | 0 | 0 | 0 | 0 | 0 | 0 | 0 |
| 1978 | 0 | 0 | 0 | 3,906 | 0 | 0 | 0 | 0 | 0 | 0 | 0 | 0 |
| 1979 | 0 | 0 | 0 | 6,149 | 0 | 0 | 0 | 0 | 0 | 0 | 0 | 0 |
| 1980 | 0 | 0 | 0 | 5,700 | 0 | 0 | 0 | 0 | 0 | 0 | 0 | 0 |
| 1981 | 0 | 0 | 0 | 4,300 | 0 | 0 | 0 | 0 | 0 | 0 | 0 | 0 |
| 1982 | 0 | 0 | 0 | 3,838 | 0 | 0 | 0 | 0 | 0 | 0 | 0 | 0 |
| 1983 | 0 | 0 | 0 | 3,822 | 0 | 0 | 0 | 0 | 0 | 0 | 0 | 0 |
| 1984 | 0 | 0 | 0 | 5,700 | 0 | 0 | 0 | 0 | 0 | 0 | 0 | 0 |
| 1985 | 0 | 0 | 0 | 5,433 | 0 | 0 | 0 | 0 | 0 | 0 | 0 | 0 |
| 1986 | 0 | 0 | 0 | 5,107 | 0 | 0 | 0 | 0 | 0 | 0 | 0 | 0 |
| 1987 | 0 | 0 | 0 | 5,625 | 0 | 0 | 0 | 0 | 0 | 0 | 0 | 0 |
| 1988 | 0 | 0 | 0 | 4,412 | 0 | 0 | 0 | 0 | 0 | 0 | 0 | 0 |
| 1989 | 0 | 0 | 0 | 6,091 | 0 | 300 | 602 | 0 | 0 | 0 | 0 | 0 |
| 1990 | 0 | 0 | 0 | 2,922 | 200 | 0 | 0 | 0 | 0 | 0 | 0 | 0 |
| 1991 | 0 | 0 | 0 | 141 | 0 | 0 | 0 | 0 | 0 | 0 | 0 | 0 |
| 1992 | 0 | 0 | 0 | 2,239 | 0 | 0 | 0 | 0 | 0 | 0 | 0 | 0 |
| 1993 | 0 | 0 | 0 | 2,858 | 0 | 0 | 0 | 0 | 0 | 0 | 0 | 0 |
| 1994 | 0 | 0 | 0 | 3,071 | 0 | 0 | 0 | 0 | 0 | 0 | 0 | 0 |
| 1995 | 0 | 0 | 0 | 5,169 | 0 | 0 | 0 | 0 | 0 | 0 | 0 | 0 |
| 1996 | 0 | 0 | 0 | 4,904 | 0 | 0 | 0 | 0 | 0 | 0 | 0 | 0 |
| 1997 | 0 | 0 | 0 | 5,238 | 0 | 0 | 0 | 11,100 | 0 | 0 | 0 | 0 |
| 1998 | 0 | 0 | 0 | 4,401 | 0 | 0 | 0 | (11,100) | 0 | 0 | 0 | 0 |
| 1999 | 0 | 0 | 0 | 4,871 | 0 | 0 | 0 | 0 | 0 | 0 | 0 | 0 |
| 2000 | 0 | 0 | 0 | 4,508 | 0 | 0 | 0 | 0 | 0 | 0 | 0 | 0 |
| 2001 | 0 | 0 | 638 | 3,592 | 0 | 0 | 0 | 0 | 0 | 0 | 0 | 0 |
| 2002 | 0 | 0 | 773 | 4,885 | 0 | 0 | 0 | 0 | 0 | 0 | 0 | 0 |
| 2003 | 0 | 7 | 917 | 4,266 | 0 | 0 | 0 | 0 | 0 | 0 | 0 | 0 |
| 2004 | 0 | 38 | 786 | 4,629 | 0 | 0 | 0 | 0 | 0 | 0 | 0 | 0 |
| 2005 | 0 | 299 | 1,046 | 4,194 | 0 | 0 | 0 | 0 | 0 | 0 | 0 | 0 |
| 2006 | 0 | 321 | 1,103 | 4,242 | 0 | 0 | 0 | 0 | 0 | 0 | 0 | 0 |
| 2007 | 0 | 320 | 1,031 | 3,567 | 0 | 0 | 0 | 0 | 0 | 0 | 0 | 0 |
| 2008 | 8,885 | 56 | 1,744 | 1,985 | 0 | 0 | 0 | 0 | 0 | 0 | 5,873 | 0 |
| 2009 | 0 | 0 | 1,169 | 1,993 | 0 | 0 | 0 | 0 | 0 | 0 | 0 | 0 |
| 2010 | 0 | 0 | 1,124 | 2,906 | 0 | 0 | 0 | 0 | 0 | 0 | 0 | 0 |
| 2011 | 0 | 0 | 1,112 | 2,715 | 0 | 0 | 0 | 0 | 0 | 0 | 0 | 0 |
| 2012 | 0 | 0 | 1,258 | 3,208 | 0 | 0 | 0 | 0 | 0 | 0 | 0 | 6,068 |
| 2013 | 0 | 0 | 1,156 | 2,820 | 0 | 0 | 0 | 0 | 0 | 0 | 0 | 0 |
| 2014 | 0 | 0 | 609 | 1,520 | 0 | 0 | 0 | 0 | 5,808 | 7,408 | 0 | 16,789 |
| 2015 | 0 | 0 | 718 | 1,077 | 0 | 0 | 0 | 0 | 2,360 | 6,032 | 0 | 14,460 |
| 2016 | 0 | 0 | 677 | 1,855 | 0 | 0 | 0 | 0 | 0 | 0 | 0 | 0 |
| 2017 | 0 | 0 | 738 | 2,893 | 0 | 0 | 0 | 0 | 0 | 0 | 0 | 0 |
| 2018 | 0 | 0 | 735 | 2,289 | 0 | 0 | 0 | 0 | 0 | 0 | 0 | 7,885 |
| 2019 | 0 | 0 | 741 | 1,725 | 0 | 0 | 0 | 0 | 0 | 0 | 0 | 0 |
| **2020** | **0** | **0** | **1,300** | **3,420** | **0** | **0** | **0** | **0** | **0** | **0** | **0** | **0** |
| 2021 | 0 | 0 | 1,300 | 3,420 | 0 | 0 | 0 | 0 | 0 | 0 | 0 | 0 |
| 2022 | 0 | 0 | 1,300 | 3,420 | 0 | 0 | 0 | 0 | 0 | 0 | 0 | 0 |
| 2023 | 0 | 0 | 1,300 | 3,420 | 0 | 0 | 0 | 0 | 0 | 0 | 0 | 0 |
| 2024 | 0 | 0 | 1,300 | 3,420 | 0 | 0 | 0 | 0 | 0 | 0 | 0 | 0 |
| 2025 | 0 | 0 | 1,300 | 3,420 | 0 | 0 | 0 | 0 | 0 | 0 | 0 | 0 |
| 2026 | 0 | 0 | 1,300 | 3,420 | 0 | 0 | 0 | 0 | 0 | 0 | 0 | 0 |
| 2027 | 0 | 0 | 1,300 | 3,420 | 0 | 0 | 0 | 0 | 0 | 0 | 0 | 0 |
| 2028 | 0 | 0 | 1,300 | 3,420 | 0 | 0 | 0 | 0 | 0 | 0 | 0 | 0 |
| 2029 | 0 | 0 | 1,300 | 3,420 | 0 | 0 | 0 | 0 | 0 | 0 | 0 | 0 |
| 2030 | 0 | 0 | 1,300 | 3,420 | 0 | 0 | 0 | 0 | 0 | 0 | 0 | 0 |
| 2031 | 0 | 0 | 1,300 | 3,420 | 0 | 0 | 0 | 0 | 0 | 0 | 0 | 0 |
| 2032 | 0 | 0 | 1,300 | 3,420 | 0 | 0 | 0 | 0 | 0 | 0 | 0 | 0 |
| 2033 | 0 | 0 | 1,300 | 3,420 | 0 | 0 | 0 | 0 | 0 | 0 | 0 | 0 |
| 2034 | 0 | 0 | 1,300 | 3,420 | 0 | 0 | 0 | 0 | 0 | 0 | 0 | 0 |
| 2035 | 0 | 0 | 1,300 | 3,420 | 0 | 0 | 0 | 0 | 0 | 0 | 0 | 0 |
| **TOTAL** | **8,885** | **1,041** | **38,875** | **254,720** | **200** | **300** | **602** | **0** | **8,168** | **13,440** | **5,873** | **45,202** |

[c] Includes 425 acre-feet of 1988 advance allocation and 141 acre-feet of 1992 advance allocation.

## TABLE B-5A Annual Water Quantities Delivered from Each Aqueduct Reach to Each Contractor (acre-feet)



| | CALIFORNIA AQUEDUCT | | | | | | | | | | | |
|---|---|---|---|---|---|---|---|---|---|---|---|---|
| | SAN LUIS DIVISION (continued) | | | | | | | | | | | |
| | Reach 3A (continued) | | | | | | | Reach 4 | | | | |
| | Kern | | | | | | | | Kern | | | |
| Calendar Year | Municipal and Industrial | Agricultural | Metropolitan | Santa Barbara | Santa Clara | Santa Clarita[d] | Tulare | Dudley Ridge | Municipal and Industrial | Agricultural | Santa Clarita[d] | Tulare |
| | [35] | [36] | [37] | [38] | [39] | [40] | [41] | [42] | [43] | [44] | [45] | [46] |
| 1962 | 0 | 0 | 0 | 0 | 0 | 0 | 0 | 0 | 0 | 0 | 0 | 0 |
| 1963 | 0 | 0 | 0 | 0 | 0 | 0 | 0 | 0 | 0 | 0 | 0 | 0 |
| 1964 | 0 | 0 | 0 | 0 | 0 | 0 | 0 | 0 | 0 | 0 | 0 | 0 |
| 1965 | 0 | 0 | 0 | 0 | 0 | 0 | 0 | 0 | 0 | 0 | 0 | 0 |
| 1966 | 0 | 0 | 0 | 0 | 0 | 0 | 0 | 0 | 0 | 0 | 0 | 0 |
| 1967 | 0 | 0 | 0 | 0 | 0 | 0 | 0 | 0 | 0 | 0 | 0 | 0 |
| 1968 | 0 | 0 | 0 | 0 | 0 | 0 | 0 | 0 | 0 | 0 | 0 | 0 |
| 1969 | 0 | 0 | 0 | 0 | 0 | 0 | 0 | 0 | 0 | 0 | 0 | 0 |
| 1970 | 0 | 0 | 0 | 0 | 0 | 0 | 0 | 0 | 0 | 0 | 0 | 0 |
| 1971 | 0 | 0 | 0 | 0 | 0 | 0 | 0 | 0 | 0 | 0 | 0 | 0 |
| 1972 | 0 | 0 | 0 | 0 | 0 | 0 | 0 | 0 | 0 | 0 | 0 | 0 |
| 1973 | 0 | 0 | 0 | 0 | 0 | 0 | 0 | 0 | 0 | 0 | 0 | 0 |
| 1974 | 0 | 0 | 0 | 0 | 0 | 0 | 0 | 0 | 0 | 0 | 0 | 0 |
| 1975 | 0 | 0 | 0 | 0 | 0 | 0 | 0 | 0 | 0 | 0 | 0 | 0 |
| 1976 | 0 | 0 | 0 | 0 | 0 | 0 | 0 | 0 | 0 | 0 | 0 | 0 |
| 1977 | 0 | 0 | 0 | 0 | 0 | 0 | 0 | 0 | 0 | 0 | 0 | 0 |
| 1978 | 0 | 0 | 0 | 0 | 0 | 0 | 0 | 0 | 0 | 0 | 0 | 0 |
| 1979 | 0 | 0 | 0 | 0 | 0 | 0 | 0 | 0 | 0 | 0 | 0 | 0 |
| 1980 | 0 | 0 | 0 | 0 | 0 | 0 | 0 | 0 | 0 | 0 | 0 | 0 |
| 1981 | 0 | 0 | 0 | 0 | 0 | 0 | 0 | 0 | 0 | 0 | 0 | 0 |
| 1982 | 0 | 0 | 0 | 0 | 0 | 0 | 0 | 0 | 0 | 0 | 0 | 0 |
| 1983 | 0 | 0 | 0 | 0 | 0 | 0 | 0 | 0 | 0 | 0 | 0 | 0 |
| 1984 | 0 | 0 | 0 | 0 | 0 | 0 | 0 | 0 | 0 | 0 | 0 | 0 |
| 1985 | 0 | 0 | 0 | 0 | 0 | 0 | 0 | 0 | 0 | 0 | 0 | 0 |
| 1986 | 0 | 0 | 0 | 0 | 0 | 0 | 0 | 0 | 0 | 0 | 0 | 0 |
| 1987 | 0 | 0 | 0 | 0 | 0 | 0 | 0 | 0 | 0 | 0 | 0 | 0 |
| 1988 | 0 | 0 | 0 | 0 | 0 | 0 | 0 | 0 | 0 | 0 | 0 | 0 |
| 1989 | 0 | 0 | 0 | 0 | 0 | 0 | 0 | 1,898 | 0 | 12,647 | 0 | 0 |
| 1990 | 0 | 0 | 0 | 0 | 0 | 0 | 0 | 0 | 0 | 0 | 0 | 1,500 |
| 1991 | 0 | 0 | 0 | 0 | 0 | 0 | 0 | 0 | 0 | 0 | 0 | 0 |
| 1992 | 0 | 0 | 0 | 0 | 0 | 0 | 0 | 0 | 0 | 0 | 0 | 0 |
| 1993 | 0 | 0 | 0 | 0 | 0 | 0 | 0 | 0 | 0 | 0 | 0 | 0 |
| 1994 | 0 | 0 | 0 | 0 | 0 | 0 | 0 | 0 | 0 | 0 | 0 | 0 |
| 1995 | 0 | 0 | 0 | 0 | 0 | 0 | 0 | 14,446 | 0 | 3,500 | 0 | 0 |
| 1996 | 0 | 0 | 0 | 0 | 0 | 0 | 0 | 0 | 1,125 | 4,162 | 0 | 0 |
| 1997 | 0 | 0 | 0 | 0 | 0 | 0 | 0 | 0 | 0 | 0 | 0 | 0 |
| 1998 | 0 | 0 | 0 | 0 | 0 | 0 | 0 | 0 | 0 | 0 | 0 | 0 |
| 1999 | 0 | 0 | 0 | 0 | 0 | 0 | 0 | 0 | 0 | 0 | 0 | 1,300 |
| 2000 | 3,320 | 68,960 | 0 | 0 | 0 | 0 | 0 | 0 | 1,517 | 878 | 0 | 0 |
| 2001 | 0 | 140,242 | 0 | 0 | 30,000 | 0 | 0 | 0 | 0 | 0 | 0 | 0 |
| 2002 | 6,000 | 62,024 | 0 | 0 | 0 | 0 | 0 | 0 | 0 | 0 | 0 | 0 |
| 2003 | 0 | 151,044 | 29,596 | 0 | 0 | 0 | 0 | 0 | 0 | 1,351 | 0 | 0 |
| 2004 | 0 | 44,877 | 0 | 0 | 0 | 0 | 0 | 0 | 0 | 0 | 0 | 0 |
| 2005 | 0 | 109,712 | 50,000 | 0 | 8,804 | 0 | 277 | 0 | 0 | 7,000 | 0 | 0 |
| 2006 | 0 | 19,575 | 0 | 0 | 0 | 0 | 0 | 0 | 0 | 0 | 0 | 0 |
| 2007 | 71,567 | 116,272 | 0 | 0 | 0 | 0 | 0 | 0 | 0 | 0 | 0 | 0 |
| 2008 | 0 | 94,562 | 0 | 0 | 0 | 0 | 0 | 0 | 0 | 10,721 | 0 | 0 |
| 2009 | 0 | 164,653 | 52,933 | 0 | 9,999 | 3,300 | 0 | 0 | 0 | 0 | 0 | 0 |
| 2010 | 0 | 35,896 | 124,543 | 0 | 9,993 | 0 | 0 | 0 | 0 | 0 | 0 | 0 |
| 2011 | 0 | 0 | 78,324 | 0 | 1,825 | 0 | 0 | 0 | 0 | 0 | 0 | 0 |
| 2012 | 0 | 23,401 | 0 | 0 | 0 | 0 | 0 | 0 | 0 | 0 | 0 | 0 |
| 2013 | 0 | 64,524 | 0 | 0 | 6,000 | 0 | 0 | 0 | 0 | 0 | 6,000 | 0 |
| 2014 | 0 | 104,689 | 15,000 | 0 | 27,476 | 0 | 0 | 0 | 0 | 0 | 0 | 0 |
| 2015 | 0 | 105,549 | 0 | 0 | 17,115 | 0 | 0 | 0 | 0 | 3,278 | 0 | 8,166 |
| 2016 | 0 | 54,247 | 37,283 | 7,230 | 28,878 | 5,940 | 0 | 0 | 0 | 1,047 | 0 | 7,723 |
| 2017 | 0 | 0 | 15,946 | 15,584 | 3,497 | 30,000 | 0 | 0 | 0 | 0 | 0 | 0 |
| 2018 | 0 | 23,607 | 0 | 0 | 2,000 | 0 | 0 | 0 | 0 | 0 | 0 | 0 |
| 2019 | 0 | 16,510 | 0 | 0 | 1,352 | 0 | 0 | 0 | 0 | 0 | 0 | 0 |
| **2020** | **0** | **0** | **0** | **0** | **0** | **0** | **0** | **0** | **0** | **0** | **0** | **0** |
| 2021 | 0 | 0 | 0 | 0 | 0 | 0 | 0 | 0 | 0 | 0 | 0 | 0 |
| 2022 | 0 | 0 | 0 | 0 | 0 | 0 | 0 | 0 | 0 | 0 | 0 | 0 |
| 2023 | 0 | 0 | 0 | 0 | 0 | 0 | 0 | 0 | 0 | 0 | 0 | 0 |
| 2024 | 0 | 0 | 0 | 0 | 0 | 0 | 0 | 0 | 0 | 0 | 0 | 0 |
| 2025 | 0 | 0 | 0 | 0 | 0 | 0 | 0 | 0 | 0 | 0 | 0 | 0 |
| 2026 | 0 | 0 | 0 | 0 | 0 | 0 | 0 | 0 | 0 | 0 | 0 | 0 |
| 2027 | 0 | 0 | 0 | 0 | 0 | 0 | 0 | 0 | 0 | 0 | 0 | 0 |
| 2028 | 0 | 0 | 0 | 0 | 0 | 0 | 0 | 0 | 0 | 0 | 0 | 0 |
| 2029 | 0 | 0 | 0 | 0 | 0 | 0 | 0 | 0 | 0 | 0 | 0 | 0 |
| 2030 | 0 | 0 | 0 | 0 | 0 | 0 | 0 | 0 | 0 | 0 | 0 | 0 |
| 2031 | 0 | 0 | 0 | 0 | 0 | 0 | 0 | 0 | 0 | 0 | 0 | 0 |
| 2032 | 0 | 0 | 0 | 0 | 0 | 0 | 0 | 0 | 0 | 0 | 0 | 0 |
| 2033 | 0 | 0 | 0 | 0 | 0 | 0 | 0 | 0 | 0 | 0 | 0 | 0 |
| 2034 | 0 | 0 | 0 | 0 | 0 | 0 | 0 | 0 | 0 | 0 | 0 | 0 |
| 2035 | 0 | 0 | 0 | 0 | 0 | 0 | 0 | 0 | 0 | 0 | 0 | 0 |
| **TOTAL** | **80,887** | **1,400,344** | **403,625** | **22,814** | **146,939** | **39,240** | **277** | **16,344** | **2,642** | **44,584** | **6,000** | **18,689** |

[d] Castaic Lake Water Agency's SWP Water Supply Contract was transferred to Santa Clarita Valley Water Agency effective November 2, 2018.

## TABLE B-5A Annual Water Quantities Delivered from Each Aqueduct Reach to Each Contractor (acre-feet)



| | CALIFORNIA AQUEDUCT (continued) | | | | | | | | | | | |
|---|---|---|---|---|---|---|---|---|---|---|---|---|
| | SAN LUIS DIVISION (continued) | | | | | | | | SOUTH SAN JOAQUIN DIVISION | | | |
| | Reach 5 | | | | | | | | Reach 6 | | | |
| | | | Kern | | | | | | | Kern | | |
| Calendar Year | Dudley Ridge | Empire | Municipal and Industrial | Agricultural | Metropolitan | Oak Flat | Santa Clarita[d] | Tulare | Empire | Municipal and Industrial | Agricultural | Kings |
| | [47] | [48] | [49] | [50] | [51] | [52] | [53] | [54] | [55] | [56] | [57] | [58] |
| 1962 | 0 | 0 | 0 | 0 | 0 | 0 | 0 | 0 | 0 | 0 | 0 | 0 |
| 1963 | 0 | 0 | 0 | 0 | 0 | 0 | 0 | 0 | 0 | 0 | 0 | 0 |
| 1964 | 0 | 0 | 0 | 0 | 0 | 0 | 0 | 0 | 0 | 0 | 0 | 0 |
| 1965 | 0 | 0 | 0 | 0 | 0 | 0 | 0 | 0 | 0 | 0 | 0 | 0 |
| 1966 | 0 | 0 | 0 | 0 | 0 | 0 | 0 | 0 | 0 | 0 | 0 | 0 |
| 1967 | 0 | 0 | 0 | 0 | 0 | 0 | 0 | 0 | 0 | 0 | 0 | 0 |
| 1968 | 0 | 0 | 0 | 0 | 0 | 0 | 0 | 0 | 0 | 0 | 0 | 0 |
| 1969 | 0 | 0 | 0 | 0 | 0 | 0 | 0 | 0 | 0 | 0 | 0 | 0 |
| 1970 | 0 | 0 | 0 | 0 | 0 | 0 | 0 | 0 | 0 | 0 | 0 | 0 |
| 1971 | 0 | 0 | 0 | 0 | 0 | 0 | 0 | 0 | 0 | 0 | 0 | 0 |
| 1972 | 0 | 0 | 0 | 0 | 0 | 0 | 0 | 0 | 0 | 0 | 0 | 0 |
| 1973 | 0 | 0 | 0 | 0 | 0 | 0 | 0 | 0 | 0 | 0 | 0 | 0 |
| 1974 | 0 | 0 | 0 | 0 | 0 | 0 | 0 | 0 | 0 | 0 | 0 | 0 |
| 1975 | 0 | 0 | 0 | 0 | 0 | 0 | 0 | 0 | 0 | 0 | 0 | 0 |
| 1976 | 0 | 0 | 0 | 0 | 0 | 0 | 0 | 0 | 0 | 0 | 0 | 0 |
| 1977 | 0 | 0 | 0 | 0 | 0 | 0 | 0 | 0 | 0 | 0 | 0 | 0 |
| 1978 | 0 | 0 | 0 | 0 | 0 | 0 | 0 | 0 | 0 | 0 | 0 | 0 |
| 1979 | 0 | 0 | 0 | 0 | 0 | 0 | 0 | 0 | 0 | 0 | 0 | 0 |
| 1980 | 0 | 0 | 0 | 0 | 0 | 0 | 0 | 0 | 0 | 0 | 0 | 0 |
| 1981 | 0 | 0 | 0 | 0 | 0 | 0 | 0 | 0 | 0 | 0 | 0 | 0 |
| 1982 | 0 | 0 | 0 | 0 | 0 | 0 | 0 | 0 | 0 | 0 | 0 | 0 |
| 1983 | 0 | 0 | 0 | 0 | 0 | 0 | 0 | 0 | 0 | 0 | 0 | 0 |
| 1984 | 0 | 0 | 0 | 0 | 0 | 0 | 0 | 0 | 0 | 0 | 0 | 0 |
| 1985 | 0 | 0 | 0 | 0 | 0 | 0 | 0 | 0 | 0 | 0 | 0 | 0 |
| 1986 | 0 | 0 | 0 | 0 | 0 | 0 | 0 | 0 | 0 | 0 | 0 | 0 |
| 1987 | 0 | 0 | 0 | 0 | 0 | 0 | 0 | 0 | 0 | 0 | 0 | 0 |
| 1988 | 0 | 0 | 0 | 0 | 0 | 0 | 0 | 1,550 | 0 | 0 | 0 | 0 |
| 1989 | 0 | 0 | 0 | 18,831 | 0 | 0 | 0 | 0 | 0 | 0 | 8,260 | 0 |
| 1990 | 0 | 0 | 0 | 0 | 0 | 0 | 0 | 0 | 0 | 0 | 0 | 0 |
| 1991 | 0 | 0 | 0 | 0 | 0 | 0 | 0 | 0 | 0 | 0 | 0 | 0 |
| 1992 | 10,823 | 0 | 0 | 0 | 0 | 0 | 0 | 0 | 0 | 0 | 0 | 0 |
| 1993 | 27,200 | 0 | 0 | 28,200 | 0 | 2,000 | 5,095 | 1,624 | 0 | 0 | 31,200 | 0 |
| 1994 | 0 | 0 | 0 | 0 | 0 | 0 | 0 | 0 | 0 | 0 | 0 | 0 |
| 1995 | 0 | 0 | 0 | 21,776 | 0 | 0 | 0 | 0 | 0 | 0 | 3,932 | 0 |
| 1996 | 0 | 0 | 1,125 | 81,507 | 0 | 0 | 0 | 4,000 | 0 | 0 | 0 | 0 |
| 1997 | 0 | 0 | 9,080 | 154,940 | 0 | 0 | 0 | 3,500 | 0 | 0 | 0 | 0 |
| 1998 | 0 | 0 | 0 | 0 | 0 | 0 | 0 | 0 | 0 | 20,400 | 33,340 | 0 |
| 1999 | 0 | 0 | 0 | 0 | 21,500 | 0 | 0 | 8,000 | 0 | 0 | 33,776 | 0 |
| 2000 | 0 | 0 | 8,130 | 57,647 | 0 | 0 | 0 | 0 | 0 | 1,457 | 35,847 | 0 |
| 2001 | 0 | 0 | 0 | 0 | 0 | 0 | 0 | 2,457 | 0 | 0 | 0 | 0 |
| 2002 | 0 | 0 | 0 | 0 | 0 | 0 | 0 | 3,000 | 0 | 0 | 0 | 0 |
| 2003 | 0 | 0 | 0 | 0 | 0 | 0 | 0 | 3,900 | 0 | 0 | 0 | 0 |
| 2004 | 0 | 0 | 0 | 0 | 0 | 0 | 0 | 3,850 | 0 | 0 | 0 | 3,250 |
| 2005 | 0 | 0 | 0 | 0 | 0 | 0 | 0 | 1,000 | 0 | 0 | 0 | 6,954 |
| 2006 | 0 | 0 | 0 | 0 | 0 | 0 | 0 | 3,000 | 0 | 0 | 0 | 2,659 |
| 2007 | 0 | 0 | 0 | 0 | 0 | 0 | 0 | 3,600 | 0 | 0 | 0 | 3,119 |
| 2008 | 0 | 0 | 0 | 0 | 0 | 0 | 0 | 1,355 | 0 | 0 | 0 | 2,159 |
| 2009 | 0 | 870 | 0 | 0 | 0 | 0 | 0 | 1,490 | 0 | 0 | 0 | 1,779 |
| 2010 | 0 | 431 | 0 | 0 | 0 | 0 | 0 | 0 | 0 | 0 | 0 | 2,477 |
| 2011 | 0 | 0 | 0 | 0 | 0 | 0 | 0 | 0 | 400 | 0 | 0 | 2,964 |
| 2012 | 0 | 449 | 0 | 0 | 0 | 0 | 0 | 2,800 | 514 | 0 | 0 | 2,706 |
| 2013 | 0 | 692 | 0 | 8,393 | 0 | 0 | 0 | 5,350 | 280 | 0 | 0 | 2,666 |
| 2014 | 0 | 303 | 0 | 0 | 0 | 0 | 0 | 661 | 38 | 0 | 0 | 1,109 |
| 2015 | 0 | 142 | 0 | 1,349 | 0 | 0 | 0 | 7,576 | 120 | 0 | 0 | 391 |
| 2016 | 0 | 425 | 0 | 7,553 | 0 | 0 | 0 | 24,251 | 446 | 0 | 0 | 1,009 |
| 2017 | 0 | 0 | 0 | 0 | 0 | 0 | 0 | 3,000 | 100 | 0 | 0 | 1,902 |
| 2018 | 0 | 301 | 0 | 0 | 0 | 0 | 0 | 2,210 | 0 | 0 | 0 | 2,450 |
| 2019 | 0 | 0 | 0 | 0 | 0 | 0 | 0 | 1,500 | 0 | 0 | 0 | 3,891 |
| **2020** | **0** | **0** | **0** | **0** | **0** | **0** | **0** | **0** | **500** | **0** | **0** | **3,120** |
| 2021 | 0 | 0 | 0 | 0 | 0 | 0 | 0 | 0 | 500 | 0 | 0 | 3,120 |
| 2022 | 0 | 0 | 0 | 0 | 0 | 0 | 0 | 0 | 500 | 0 | 0 | 3,120 |
| 2023 | 0 | 0 | 0 | 0 | 0 | 0 | 0 | 0 | 500 | 0 | 0 | 3,120 |
| 2024 | 0 | 0 | 0 | 0 | 0 | 0 | 0 | 0 | 500 | 0 | 0 | 3,120 |
| 2025 | 0 | 0 | 0 | 0 | 0 | 0 | 0 | 0 | 500 | 0 | 0 | 3,120 |
| 2026 | 0 | 0 | 0 | 0 | 0 | 0 | 0 | 0 | 500 | 0 | 0 | 3,120 |
| 2027 | 0 | 0 | 0 | 0 | 0 | 0 | 0 | 0 | 500 | 0 | 0 | 3,120 |
| 2028 | 0 | 0 | 0 | 0 | 0 | 0 | 0 | 0 | 500 | 0 | 0 | 3,120 |
| 2029 | 0 | 0 | 0 | 0 | 0 | 0 | 0 | 0 | 500 | 0 | 0 | 3,120 |
| 2030 | 0 | 0 | 0 | 0 | 0 | 0 | 0 | 0 | 500 | 0 | 0 | 3,120 |
| 2031 | 0 | 0 | 0 | 0 | 0 | 0 | 0 | 0 | 500 | 0 | 0 | 3,120 |
| 2032 | 0 | 0 | 0 | 0 | 0 | 0 | 0 | 0 | 500 | 0 | 0 | 3,120 |
| 2033 | 0 | 0 | 0 | 0 | 0 | 0 | 0 | 0 | 500 | 0 | 0 | 3,120 |
| 2034 | 0 | 0 | 0 | 0 | 0 | 0 | 0 | 0 | 500 | 0 | 0 | 3,120 |
| 2035 | 0 | 0 | 0 | 0 | 0 | 0 | 0 | 0 | 500 | 0 | 0 | 3,120 |
| **TOTAL** | **38,023** | **3,613** | **18,335** | **380,196** | **21,500** | **2,000** | **5,095** | **89,674** | **9,898** | **21,857** | **146,355** | **91,405** |

[d] Castaic Lake Water Agency's SWP Water Supply Contract was transferred to Santa Clarita Valley Water Agency effective November 2, 2018.

## TABLE B-5A Annual Water Quantities Delivered from Each Aqueduct Reach to Each Contractor (acre-feet)



| | CALIFORNIA AQUEDUCT (continued) | | | | | | | | | | | |
|---|---|---|---|---|---|---|---|---|---|---|---|---|
| | SOUTH SAN JOAQUIN DIVISION (continued) | | | | | | | | | | | |
| | Reach 6 (continued) | | Reach 7 | | | | | | | Reach 8C | | |
| | | | | Kern | | | | | | | | Kern |
| Calendar Year | Metropolitan | Tulare | Dudley Ridge | Municipal and Industrial | Agricultural | Kings | Metropolitan | Santa Clarita[d] | Tulare | Dudley Ridge | Empire | Municipal and Industrial |
| | [59] | [60] | [61] | [62] | [63] | [64] | [65] | [66] | [67] | [68] | [69] | [70] |
| 1962 | 0 | 0 | 0 | 0 | 0 | 0 | 0 | 0 | 0 | 0 | 0 | 0 |
| 1963 | 0 | 0 | 0 | 0 | 0 | 0 | 0 | 0 | 0 | 0 | 0 | 0 |
| 1964 | 0 | 0 | 0 | 0 | 0 | 0 | 0 | 0 | 0 | 0 | 0 | 0 |
| 1965 | 0 | 0 | 0 | 0 | 0 | 0 | 0 | 0 | 0 | 0 | 0 | 0 |
| 1966 | 0 | 0 | 0 | 0 | 0 | 0 | 0 | 0 | 0 | 0 | 0 | 0 |
| 1967 | 0 | 0 | 0 | 0 | 0 | 0 | 0 | 0 | 0 | 0 | 0 | 0 |
| 1968 | 0 | 0 | 0 | 0 | 0 | 0 | 0 | 0 | 0 | 0 | 1,978 | 0 |
| 1969 | 0 | 0 | 0 | 0 | 0 | 0 | 0 | 0 | 0 | 0 | 56 | 0 |
| 1970 | 0 | 0 | 0 | 0 | 0 | 0 | 0 | 0 | 0 | 0 | 3,942 | 0 |
| 1971 | 0 | 0 | 0 | 0 | 0 | 0 | 0 | 0 | 0 | 0 | 5,990 | 0 |
| 1972 | 0 | 0 | 0 | 0 | 0 | 0 | 0 | 0 | 0 | 0 | 5,795 | 0 |
| 1973 | 0 | 0 | 0 | 0 | 0 | 0 | 0 | 0 | 0 | 0 | 3,000 | 0 |
| 1974 | 0 | 0 | 0 | 0 | 0 | 0 | 0 | 0 | 0 | 0 | 3,000 | 0 |
| 1975 | 0 | 0 | 0 | 0 | 0 | 0 | 0 | 0 | 0 | 0 | 3,000 | 0 |
| 1976 | 0 | 0 | 0 | 0 | 0 | 0 | 0 | 0 | 0 | 0 | 3,000 | 0 |
| 1977 | 0 | 0 | 0 | 0 | 0 | 0 | 0 | 0 | 0 | 0 | 738 | 0 |
| 1978 | 0 | 0 | 0 | 0 | 0 | 0 | 0 | 0 | 0 | 0 | 454 | 0 |
| 1979 | 0 | 0 | 0 | 0 | 0 | 0 | 0 | 0 | 0 | 0 | 1,739 | 0 |
| 1980 | 0 | 0 | 0 | 0 | 0 | 0 | 0 | 0 | 0 | 0 | 894 | 0 |
| 1981 | 0 | 0 | 0 | 0 | 0 | 0 | 0 | 0 | 0 | 0 | 5,859 | 0 |
| 1982 | 0 | 0 | 0 | 0 | 0 | 0 | 0 | 0 | 0 | 0 | 361 | 0 |
| 1983 | 0 | 0 | 0 | 0 | 0 | 0 | 0 | 0 | 0 | 0 | 0 | 0 |
| 1984 | 0 | 0 | 0 | 0 | 0 | 0 | 0 | 0 | 0 | 0 | 0 | 0 |
| 1985 | 0 | 0 | 0 | 0 | 0 | 0 | 0 | 0 | 0 | 0 | 5,197 | 0 |
| 1986 | 0 | 0 | 0 | 0 | 0 | 0 | 0 | 0 | 0 | 0 | 1,170 | 0 |
| 1987 | 0 | 0 | 0 | 0 | 0 | 0 | 0 | 0 | 0 | 0 | 2,525 | 0 |
| 1988 | 0 | 0 | 0 | 0 | 0 | 0 | 0 | 0 | 0 | 0 | 3,475 | 0 |
| 1989 | 0 | 0 | 0 | 0 | 5,262 | 0 | 0 | 0 | 0 | 2,391 | 3,000 | 0 |
| 1990 | 0 | 0 | 0 | 0 | 0 | 0 | 0 | 0 | 0 | 0 | 1,279 | 0 |
| 1991 | 0 | 0 | 0 | 0 | 0 | 0 | 0 | 0 | 0 | 0 | 221 | 0 |
| 1992 | 0 | 0 | 0 | 0 | 0 | 0 | 0 | 0 | 0 | 280 | 1,354 | 0 |
| 1993 | 0 | 0 | 0 | 18,157 | 10,043 | 0 | 0 | 0 | 0 | 0 | 2,741 | 0 |
| 1994 | 0 | 0 | 0 | 0 | 0 | 0 | 0 | 2,100 | 0 | 0 | 1,666 | 0 |
| 1995 | 0 | 0 | 0 | 10,875 | 20,595 | 0 | 0 | 0 | 0 | 0 | 1,631 | 989 |
| 1996 | 0 | 0 | 0 | 3,424 | 69,704 | 0 | 0 | 0 | 0 | 95 | 1,868 | 0 |
| 1997 | 0 | 0 | 0 | 27,079 | 32,463 | 0 | 0 | 0 | 0 | 0 | 0 | 0 |
| 1998 | 0 | 3,000 | 200 | 3,998 | 62,081 | 0 | 0 | 0 | 0 | 90 | 542 | 0 |
| 1999 | 11,000 | 23,000 | 0 | 7,923 | 19,500 | 0 | 500 | 0 | 4,470 | 86 | 3,176 | 0 |
| 2000 | 0 | 3,000 | 0 | 0 | 45,137 | 0 | 20,000 | 1,200 | 20,500 | 166 | 1,799 | 0 |
| 2001 | 0 | 600 | 0 | 0 | 0 | 0 | 0 | 0 | 0 | 14 | 1,360 | 0 |
| 2002 | 0 | 0 | 0 | 0 | 0 | 0 | 0 | 0 | 12,067 | 0 | 1,405 | 0 |
| 2003 | 0 | 0 | 0 | 0 | 0 | 0 | 0 | 0 | 15,103 | 0 | 1,436 | 0 |
| 2004 | 0 | 0 | 0 | 0 | 0 | 0 | 0 | 0 | 0 | 0 | 3,562 | 0 |
| 2005 | 0 | 0 | 0 | 0 | 0 | 6,904 | 0 | 0 | 4,000 | 0 | 3,834 | 0 |
| 2006 | 0 | 0 | 0 | 0 | 0 | 2,500 | 0 | 0 | 6,000 | 0 | 3,282 | 0 |
| 2007 | 0 | 0 | 0 | 0 | 16,214 | 0 | 0 | 0 | 2,545 | 0 | 2,084 | 0 |
| 2008 | 0 | 0 | 400 | 0 | 1,998 | 1,330 | 0 | 0 | 1,500 | 0 | 947 | 0 |
| 2009 | 0 | 2,100 | 1,400 | 0 | 0 | 0 | 0 | 0 | 600 | 0 | 164 | 0 |
| 2010 | 0 | 0 | 0 | 0 | 0 | 0 | 0 | 0 | 3,850 | 0 | 2,828 | 0 |
| 2011 | 0 | 0 | 0 | 0 | 0 | 0 | 0 | 0 | 2,500 | 0 | 1,515 | 0 |
| 2012 | 0 | 500 | 0 | 0 | 0 | 2,000 | 0 | 0 | 0 | 0 | 1,279 | 0 |
| 2013 | 0 | 1,159 | 500 | 0 | 0 | 0 | 0 | 0 | 1,121 | 0 | 595 | 0 |
| 2014 | 0 | 275 | 0 | 0 | 0 | 0 | 0 | 0 | 0 | 0 | 175 | 0 |
| 2015 | 0 | 0 | 850 | 0 | 0 | 0 | 0 | 0 | 0 | 0 | 362 | 0 |
| 2016 | 0 | 4,257 | 0 | 0 | 0 | 0 | 0 | 0 | 3,175 | 0 | 951 | 0 |
| 2017 | 0 | 0 | 0 | 0 | 0 | 0 | 0 | 0 | 0 | 0 | 318 | 0 |
| 2018 | 0 | 0 | 0 | 0 | 0 | 0 | 0 | 0 | 0 | 0 | 852 | 0 |
| 2019 | 0 | 0 | 0 | 0 | 0 | 0 | 0 | 0 | 0 | 788 | 2,446 | 0 |
| **2020** | **0** | **0** | **0** | **0** | **0** | **0** | **0** | **0** | **0** | **0** | **400** | **0** |
| 2021 | 0 | 0 | 0 | 0 | 0 | 0 | 0 | 0 | 0 | 0 | 400 | 0 |
| 2022 | 0 | 0 | 0 | 0 | 0 | 0 | 0 | 0 | 0 | 0 | 400 | 0 |
| 2023 | 0 | 0 | 0 | 0 | 0 | 0 | 0 | 0 | 0 | 0 | 400 | 0 |
| 2024 | 0 | 0 | 0 | 0 | 0 | 0 | 0 | 0 | 0 | 0 | 400 | 0 |
| 2025 | 0 | 0 | 0 | 0 | 0 | 0 | 0 | 0 | 0 | 0 | 400 | 0 |
| 2026 | 0 | 0 | 0 | 0 | 0 | 0 | 0 | 0 | 0 | 0 | 400 | 0 |
| 2027 | 0 | 0 | 0 | 0 | 0 | 0 | 0 | 0 | 0 | 0 | 400 | 0 |
| 2028 | 0 | 0 | 0 | 0 | 0 | 0 | 0 | 0 | 0 | 0 | 400 | 0 |
| 2029 | 0 | 0 | 0 | 0 | 0 | 0 | 0 | 0 | 0 | 0 | 400 | 0 |
| 2030 | 0 | 0 | 0 | 0 | 0 | 0 | 0 | 0 | 0 | 0 | 400 | 0 |
| 2031 | 0 | 0 | 0 | 0 | 0 | 0 | 0 | 0 | 0 | 0 | 400 | 0 |
| 2032 | 0 | 0 | 0 | 0 | 0 | 0 | 0 | 0 | 0 | 0 | 400 | 0 |
| 2033 | 0 | 0 | 0 | 0 | 0 | 0 | 0 | 0 | 0 | 0 | 400 | 0 |
| 2034 | 0 | 0 | 0 | 0 | 0 | 0 | 0 | 0 | 0 | 0 | 400 | 0 |
| 2035 | 0 | 0 | 0 | 0 | 0 | 0 | 0 | 0 | 0 | 0 | 400 | 0 |
| **TOTAL** | **11,000** | **37,891** | **3,350** | **71,456** | **282,997** | **12,734** | **20,500** | **3,300** | **77,431** | **3,910** | **107,245** | **989** |

[d] Castaic Lake Water Agency's SWP Water Supply Contract was transferred to Santa Clarita Valley Water Agency effective November 2, 2018.

## TABLE B-5A Annual Water Quantities Delivered from Each Aqueduct Reach to Each Contractor (acre-feet)



| | CALIFORNIA AQUEDUCT (continued) | | | | | | | | | | | |
|---|---|---|---|---|---|---|---|---|---|---|---|---|
| | SOUTH SAN JOAQUIN DIVISION (continued) | | | | | | | | | | | |
| | Reach 8C (continued) | | | Reach 8D | | | | | | | Reach 9 | |
| | Kern | | | | | Kern | | | | | | |
| Calendar Year | Agricultural | Kings | Tulare | Dudley Ridge | Empire | Municipal and Industrial | Agricultural | Kings | San Luis Obispo | Tulare | Dudley Ridge | Empire |
| | [71] | [72] | [73] | [74] | [75] | [76] | [77] | [78] | [79] | [80] | [81] | [82] |
| 1962 | 0 | 0 | 0 | 0 | 0 | 0 | 0 | 0 | 0 | 0 | 0 | 0 |
| 1963 | 0 | 0 | 0 | 0 | 0 | 0 | 0 | 0 | 0 | 0 | 0 | 0 |
| 1964 | 0 | 0 | 0 | 0 | 0 | 0 | 0 | 0 | 0 | 0 | 0 | 0 |
| 1965 | 0 | 0 | 0 | 0 | 0 | 0 | 0 | 0 | 0 | 0 | 0 | 0 |
| 1966 | 0 | 0 | 0 | 0 | 0 | 0 | 0 | 0 | 0 | 0 | 0 | 0 |
| 1967 | 0 | 0 | 0 | 0 | 0 | 0 | 0 | 0 | 0 | 0 | 0 | 0 |
| 1968 | 0 | 900 | 25,100 | 26,360 | 0 | 0 | 0 | 0 | 0 | 0 | 0 | 0 |
| 1969 | 0 | 100 | 7,081 | 31,375 | 0 | 0 | 0 | 0 | 0 | 0 | 0 | 0 |
| 1970 | 0 | 0 | 0 | 40,407 | 0 | 0 | 0 | 0 | 0 | 3,408 | 0 | 0 |
| 1971 | 0 | 3,700 | 80,906 | 41,053 | 0 | 0 | 0 | 0 | 0 | 41,579 | 0 | 0 |
| 1972 | 0 | 1,400 | 144,843 | 42,443 | 0 | 0 | 0 | 0 | 0 | 113,550 | 0 | 0 |
| 1973 | 0 | 1,500 | 26,317 | 22,057 | 0 | 0 | 1,500 | 0 | 0 | 24,147 | 0 | 0 |
| 1974 | 0 | 1,500 | 32,603 | 33,390 | 0 | 0 | 0 | 0 | 0 | 39,686 | 0 | 0 |
| 1975 | 0 | 1,600 | 41,536 | 40,555 | 0 | 0 | 0 | 0 | 0 | 44,722 | 0 | 0 |
| 1976 | 0 | 1,600 | 26,595 | 41,421 | 0 | 0 | 0 | 0 | 0 | 32,216 | 0 | 0 |
| 1977 | 0 | 1,530 | 12,984 | 11,153 | 0 | 0 | 0 | 0 | 0 | 5,097 | 0 | 0 |
| 1978 | 0 | 2,070 | 3,934 | 51,747 | 0 | 0 | 0 | 0 | 0 | 8,119 | 0 | 0 |
| 1979 | 0 | 2,000 | 74,758 | 38,544 | 0 | 0 | 0 | 0 | 0 | 80,363 | 0 | 0 |
| 1980 | 0 | 2,200 | 35,140 | 41,000 | 0 | 0 | 0 | 0 | 0 | 40,304 | 0 | 0 |
| 1981 | 0 | 2,300 | 50,888 | 41,000 | 0 | 0 | 0 | 0 | 0 | 32,550 | 0 | 0 |
| 1982 | 0 | 1,536 | 4,405 | 41,000 | 0 | 0 | 0 | 214 | 0 | 14,146 | 0 | 0 |
| 1983 | 0 | 3,550 | 1,001 | 42,900 | 0 | 0 | 0 | 0 | 0 | 5 | 0 | 0 |
| 1984 | 0 | 3,100 | 3,677 | 45,100 | 0 | 0 | 0 | 0 | 0 | 2,066 | 0 | 0 |
| 1985 | 0 | 3,400 | 68,638 | 46,251 | 0 | 0 | 0 | 0 | 0 | 41,153 | 0 | 0 |
| 1986 | 0 | 3,700 | 40,017 | 50,249 | 0 | 0 | 0 | 0 | 0 | 39,338 | 0 | 0 |
| 1987 | 0 | 4,000 | 30,359 | 46,288 | 0 | 0 | 0 | 0 | 0 | 62,725 | 0 | 0 |
| 1988 | 0 | 4,000 | 46,281 | 47,994 | 0 | 0 | 0 | 0 | 0 | 48,035 | 0 | 0 |
| 1989 | 0 | 4,000 | 63,703 | 52,158 | 0 | 0 | 0 | 0 | 0 | 63,947 | 0 | 0 |
| 1990 | 0 | 2,000 | 23,504 | 36,296 | 0 | 0 | 161 | 0 | 0 | 32,066 | 0 | 0 |
| 1991 | 0 | 0 | 1,697 | 927 | 0 | 0 | 0 | 0 | 0 | 483 | 0 | 0 |
| 1992 | 0 | 1,806 | 15,982 | 12,667 | 0 | 0 | 0 | 0 | 0 | 30,746 | 0 | 0 |
| 1993 | 0 | 4,000 | 57,112 | 23,221 | 0 | 0 | 0 | 0 | 0 | 65,732 | 197 | 0 |
| 1994 | 0 | 2,116 | 21,510 | 28,793 | 0 | 0 | 1,726 | 0 | 0 | 40,852 | 0 | 0 |
| 1995 | 10,527 | 4,000 | 40,934 | 45,240 | 0 | 2,959 | 27,270 | 0 | 0 | 57,435 | 0 | 0 |
| 1996 | 1,500 | 4,000 | 84,130 | 52,722 | 0 | 0 | 1,455 | 0 | 100 | 148,745 | 0 | 0 |
| 1997 | 1,500 | 0 | 9,467 | 57,496 | 0 | 0 | 0 | 0 | 100 | 9,402 | 4,900 | 0 |
| 1998 | 1,000 | 15 | 8,956 | 49,435 | 0 | 0 | 20,000 | 0 | 0 | 8,721 | 0 | 0 |
| 1999 | 400 | 4,000 | 90,334 | 58,290 | 0 | 0 | 9,000 | 0 | 0 | 162,631 | 0 | 0 |
| 2000 | 400 | 3,600 | 63,842 | 57,920 | 0 | 0 | 0 | 0 | 0 | 113,952 | 0 | 0 |
| 2001 | 0 | 1,560 | 23,300 | 40,155 | 0 | 0 | 6,089 | 0 | 0 | 58,369 | 0 | 0 |
| 2002 | 0 | 2,854 | 34,009 | 48,179 | 0 | 0 | 7,522 | 0 | 0 | 47,426 | 0 | 0 |
| 2003 | 0 | 3,692 | 25,317 | 45,732 | 0 | 0 | 8,350 | 0 | 0 | 61,521 | 0 | 0 |
| 2004 | 0 | 5,803 | 30,546 | 45,823 | 0 | 0 | 4,979 | 0 | 0 | 55,625 | 0 | 0 |
| 2005 | 0 | 4,057 | 42,450 | 58,627 | 0 | 0 | 0 | 1,891 | 0 | 92,552 | 0 | 0 |
| 2006 | 0 | 1,105 | 34,367 | 61,410 | 0 | 0 | 0 | 3,266 | 0 | 64,840 | 0 | 0 |
| 2007 | 0 | 657 | 31,305 | 39,974 | 0 | 0 | 7,740 | 1,921 | 0 | 49,633 | 0 | 0 |
| 2008 | 0 | 240 | 14,146 | 18,974 | 0 | 0 | 21,242 | 107 | 0 | 16,903 | 0 | 0 |
| 2009 | 0 | 1,612 | 13,522 | 12,037 | 0 | 0 | 19,684 | 0 | 0 | 16,794 | 5,500 | 0 |
| 2010 | 0 | 26 | 14,005 | 17,346 | 0 | 0 | 14,094 | 1,900 | 0 | 40,609 | 0 | 0 |
| 2011 | 0 | 2,160 | 23,814 | 22,427 | 0 | 0 | 65 | 1,194 | 0 | 30,827 | 292 | 0 |
| 2012 | 0 | 2,699 | 25,847 | 17,122 | 0 | 0 | 2,168 | 0 | 0 | 56,570 | 3,400 | 0 |
| 2013 | 0 | 1,029 | 16,490 | 19,605 | 0 | 0 | 4,239 | 950 | 0 | 24,241 | 1,941 | 0 |
| 2014 | 0 | 81 | 2,880 | 12,960 | 0 | 0 | 3,554 | 66 | 0 | 5,118 | 1,000 | 0 |
| 2015 | 0 | 838 | 977 | 9,473 | 0 | 0 | 2,000 | 0 | 0 | 617 | 1,250 | 0 |
| 2016 | 0 | 2,651 | 534 | 11,403 | 0 | 0 | 140 | 0 | 0 | 2,447 | 3,430 | 0 |
| 2017 | 0 | 1,428 | 17,107 | 15,319 | 0 | 0 | 0 | 1,611 | 0 | 39,654 | 0 | 774 |
| 2018 | 0 | 1,261 | 16,630 | 4,821 | 438 | 0 | 0 | 2 | 0 | 31,711 | 4,849 | 0 |
| 2019 | 0 | 2,660 | 31,072 | 32,333 | 0 | 0 | 1,683 | 0 | 0 | 59,319 | 0 | 0 |
| **2020** | **0** | **912** | **20,993** | **28,568** | **900** | **0** | **0** | **1,368** | **0** | **31,490** | **0** | **0** |
| 2021 | 0 | 912 | 20,993 | 28,568 | 900 | 0 | 0 | 1,368 | 0 | 31,490 | 0 | 0 |
| 2022 | 0 | 912 | 20,993 | 28,568 | 900 | 0 | 0 | 1,368 | 0 | 31,490 | 0 | 0 |
| 2023 | 0 | 912 | 20,993 | 28,568 | 900 | 0 | 0 | 1,368 | 0 | 31,490 | 0 | 0 |
| 2024 | 0 | 912 | 20,993 | 28,568 | 900 | 0 | 0 | 1,368 | 0 | 31,490 | 0 | 0 |
| 2025 | 0 | 912 | 20,993 | 28,568 | 900 | 0 | 0 | 1,368 | 0 | 31,490 | 0 | 0 |
| 2026 | 0 | 912 | 20,993 | 28,568 | 900 | 0 | 0 | 1,368 | 0 | 31,490 | 0 | 0 |
| 2027 | 0 | 912 | 20,993 | 28,568 | 900 | 0 | 0 | 1,368 | 0 | 31,490 | 0 | 0 |
| 2028 | 0 | 912 | 20,993 | 28,568 | 900 | 0 | 0 | 1,368 | 0 | 31,490 | 0 | 0 |
| 2029 | 0 | 912 | 20,993 | 28,568 | 900 | 0 | 0 | 1,368 | 0 | 31,490 | 0 | 0 |
| 2030 | 0 | 912 | 20,993 | 28,568 | 900 | 0 | 0 | 1,368 | 0 | 31,490 | 0 | 0 |
| 2031 | 0 | 912 | 20,993 | 28,568 | 900 | 0 | 0 | 1,368 | 0 | 31,490 | 0 | 0 |
| 2032 | 0 | 912 | 20,993 | 28,568 | 900 | 0 | 0 | 1,368 | 0 | 31,490 | 0 | 0 |
| 2033 | 0 | 912 | 20,993 | 28,568 | 900 | 0 | 0 | 1,368 | 0 | 31,490 | 0 | 0 |
| 2034 | 0 | 912 | 20,993 | 28,568 | 900 | 0 | 0 | 1,368 | 0 | 31,490 | 0 | 0 |
| 2035 | 0 | 912 | 20,993 | 28,568 | 900 | 0 | 0 | 1,368 | 0 | 31,490 | 0 | 0 |
| **TOTAL** | **15,327** | **126,228** | **1,972,440** | **2,288,260** | **14,838** | **2,959** | **164,661** | **35,010** | **200** | **2,666,537** | **26,759** | **774** |

## TABLE B-5A Annual Water Quantities Delivered from Each Aqueduct Reach to Each Contractor (acre-feet)



| | CALIFORNIA AQUEDUCT (continued) | | | | | | | | | | | |
|---|---|---|---|---|---|---|---|---|---|---|---|---|
| | SOUTH SAN JOAQUIN DIVISION (continued) | | | | | | | | | | | |
| | Reach 9 (continued) | | | Reach 10A | | | | | | | | |
| | Kern | | | | | | | | Kern | | | |
| Calendar Year | Municipal and Industrial | Agricultural | Tulare | Alameda-Zone 7 | Alameda County | AVEK | Dudley Ridge | Empire | Municipal and Industrial | Agricultural | Metropolitan | San Bernardino |
| | [83] | [84] | [85] | [86] | [87] | [88] | [89] | [90] | [91] | [92] | [93] | [94] |
| 1962 | 0 | 0 | 0 | 0 | 0 | 0 | 0 | 0 | 0 | 0 | 0 | 0 |
| 1963 | 0 | 0 | 0 | 0 | 0 | 0 | 0 | 0 | 0 | 0 | 0 | 0 |
| 1964 | 0 | 0 | 0 | 0 | 0 | 0 | 0 | 0 | 0 | 0 | 0 | 0 |
| 1965 | 0 | 0 | 0 | 0 | 0 | 0 | 0 | 0 | 0 | 0 | 0 | 0 |
| 1966 | 0 | 0 | 0 | 0 | 0 | 0 | 0 | 0 | 0 | 0 | 0 | 0 |
| 1967 | 0 | 0 | 0 | 0 | 0 | 0 | 0 | 0 | 0 | 0 | 0 | 0 |
| 1968 | 0 | 30,951 | 0 | 0 | 0 | 0 | 0 | 0 | 0 | 0 | 0 | 0 |
| 1969 | 0 | 24,489 | 0 | 0 | 0 | 0 | 0 | 0 | 0 | 0 | 0 | 0 |
| 1970 | 0 | 46,114 | 1,855 | 0 | 0 | 0 | 0 | 0 | 0 | 158 | 0 | 0 |
| 1971 | 0 | 58,356 | 0 | 0 | 0 | 0 | 0 | 0 | 0 | 9,973 | 0 | 0 |
| 1972 | 0 | 75,464 | 0 | 0 | 0 | 0 | 0 | 0 | 0 | 5,876 | 0 | 0 |
| 1973 | 0 | 54,583 | 0 | 0 | 0 | 0 | 0 | 0 | 0 | 22,948 | 0 | 0 |
| 1974 | 0 | 63,814 | 0 | 0 | 0 | 0 | 0 | 0 | 10,019 | 22,719 | 0 | 0 |
| 1975 | 0 | 50,021 | 0 | 0 | 0 | 0 | 0 | 0 | 2,791 | 72,121 | 0 | 0 |
| 1976 | 0 | 53,465 | 0 | 0 | 0 | 0 | 0 | 0 | 74 | 50,444 | 0 | 0 |
| 1977 | 0 | 24,668 | 0 | 0 | 0 | 0 | 0 | 0 | 201 | 34,451 | 0 | 0 |
| 1978 | 0 | 72,231 | 0 | 0 | 0 | 0 | 0 | 0 | 0 | 161,889 | 0 | 0 |
| 1979 | 0 | 74,524 | 0 | 0 | 0 | 0 | 0 | 0 | 285 | 153,245 | 0 | 0 |
| 1980 | 0 | 79,946 | 0 | 0 | 0 | 0 | 0 | 0 | 3,780 | 131,836 | 0 | 0 |
| 1981 | 0 | 76,508 | 0 | 0 | 0 | 0 | 0 | 0 | 341 | 133,500 | 0 | 0 |
| 1982 | 0 | 76,877 | 0 | 0 | 0 | 0 | 0 | 0 | 4,700 | 164,832 | 0 | 0 |
| 1983 | 2,217 | 84,573 | 0 | 0 | 0 | 0 | 0 | 0 | 0 | 146,493 | 0 | 0 |
| 1984 | 4,100 | 85,732 | 0 | 0 | 0 | 0 | 0 | 0 | 6,910 | 150,302 | 0 | 0 |
| 1985 | 0 | 67,696 | 0 | 0 | 0 | 0 | 0 | 0 | 6,495 | 153,473 | 0 | 0 |
| 1986 | 0 | 79,943 | 0 | 0 | 0 | 0 | 0 | 0 | 5,065 | 198,099 | 0 | 0 |
| 1987 | 0 | 97,732 | 0 | 0 | 0 | 0 | 0 | 0 | 900 | 226,521 | 0 | 0 |
| 1988 | 1,100 | 83,858 | 0 | 0 | 0 | 0 | 0 | 0 | 9,529 | 212,495 | 0 | 0 |
| 1989 | 0 | 91,134 | 0 | 0 | 0 | 0 | 0 | 0 | 21,038 | 251,979 | 0 | 0 |
| 1990 | 0 | 83,108 | 0 | 0 | 0 | 0 | 0 | 0 | 25,189 | 47,472 | 0 | 0 |
| 1991 | 13,683 | 601 | 0 | 0 | 0 | 0 | 0 | 0 | 1,142 | 6,820 | 0 | 0 |
| 1992 | 28 | 40,183 | 0 | 0 | 0 | 0 | 0 | 0 | 3,685 | 89,390 | 0 | 0 |
| 1993 | 5,945 | 53,597 | 0 | 0 | 0 | 0 | 0 | 0 | 775 | 233,862 | 44,496 | 0 |
| 1994 | 0 | 44,994 | 0 | 0 | 0 | 0 | 0 | 0 | 5,227 | 126,792 | 0 | 0 |
| 1995 | 0 | 64,076 | 0 | 0 | 0 | 0 | 0 | 0 | 366 | 229,448 | 50,000 | 0 |
| 1996 | 2,236 | 89,291 | 0 | 0 | 6,200 | 0 | 0 | 0 | 6,666 | 199,854 | 95,000 | 0 |
| 1997 | 0 | 72,013 | 0 | 0 | 10,000 | 0 | 900 | 0 | 3,577 | 157,385 | 125,000 | 0 |
| 1998 | 0 | 57,530 | 0 | 1,970 | 3,780 | 0 | 0 | 0 | 2,603 | 163,587 | 39,500 | 0 |
| 1999 | 0 | 72,734 | 0 | 22,910 | 16,100 | 0 | 0 | 0 | 1,657 | 190,787 | 75,850 | 0 |
| 2000 | 0 | 73,562 | 0 | 23,940 | 13,380 | 0 | 0 | 0 | 7,672 | 283,208 | 0 | 0 |
| 2001 | 0 | 54,198 | 0 | 5,000 | 0 | 0 | 0 | 0 | 160 | 98,175 | 0 | 0 |
| 2002 | 0 | 60,957 | 0 | 14,287 | 2,083 | 0 | 0 | 0 | 145 | 171,498 | 0 | 0 |
| 2003 | 0 | 54,724 | 0 | 6,500 | 18,800 | 0 | 0 | 0 | 217 | 174,674 | 70,940 | 0 |
| 2004 | 0 | 54,330 | 0 | 5,740 | 8,000 | 0 | 0 | 0 | 65,751 | 117,286 | 0 | 0 |
| 2005 | 0 | 53,206 | 0 | 0 | 28,422 | 0 | 0 | 0 | 146 | 232,519 | 31,210 | 0 |
| 2006 | 0 | 56,909 | 0 | 5,740 | 27,447 | 0 | 5,000 | 0 | 0 | 237,623 | 0 | 0 |
| 2007 | 0 | 66,018 | 0 | 717 | 1,029 | 0 | 3,000 | 0 | 0 | 203,794 | 0 | 0 |
| 2008 | 0 | 63,315 | 0 | 0 | 0 | 0 | 2,800 | 0 | 1,702 | 103,176 | 0 | 0 |
| 2009 | 0 | 64,007 | 2,330 | 0 | 0 | 0 | 2,000 | 0 | 690 | 95,798 | 0 | 0 |
| 2010 | 0 | 76,357 | 0 | 3,000 | 7,000 | 0 | 2,000 | 0 | 14 | 102,773 | 74,000 | 0 |
| 2011 | 0 | 78,177 | 2,000 | 3,414 | 16,020 | 0 | 2,908 | 0 | 26 | 137,476 | 149,012 | 0 |
| 2012 | 0 | 69,395 | 2,000 | 0 | 7,500 | 0 | 1,660 | 0 | 29 | 201,876 | 45,000 | 2,868 |
| 2013 | 0 | 82,005 | 0 | 0 | 0 | 0 | 2,500 | 0 | 2,057 | 116,190 | 0 | 0 |
| 2014 | 0 | 67,754 | 0 | 0 | 0 | 0 | 0 | 0 | 0 | 40,332 | 0 | 0 |
| 2015 | 0 | 64,809 | 0 | 0 | 0 | 0 | 0 | 0 | 3,751 | 49,953 | 0 | 0 |
| 2016 | 0 | 68,699 | 0 | 5,000 | 18,272 | 0 | 1,075 | 0 | 817 | 101,941 | 0 | 0 |
| 2017 | 0 | 75,501 | 0 | 19,381 | 19,302 | 9,226 | 2,446 | 251 | 867 | 166,972 | 77,731 | 0 |
| 2018 | 0 | 69,618 | 900 | 0 | 0 | 11,015 | 5,717 | 0 | 2,604 | 93,384 | 0 | 0 |
| 2019 | 0 | 84,352 | 0 | 9,580 | 6,238 | 0 | 0 | 0 | 1,057 | 228,800 | 75,578 | 0 |
| **2020** | **0** | **60,816** | **0** | **0** | **5,916** | **0** | **0** | **0** | **0** | **136,580** | **60,000** | **0** |
| 2021 | 0 | 60,816 | 0 | 0 | 4,500 | 0 | 0 | 0 | 0 | 136,580 | 60,000 | 0 |
| 2022 | 0 | 60,816 | 0 | 0 | 4,188 | 0 | 0 | 0 | 0 | 136,580 | 60,000 | 0 |
| 2023 | 0 | 60,816 | 0 | 0 | 3,972 | 0 | 0 | 0 | 0 | 136,580 | 60,000 | 0 |
| 2024 | 0 | 60,816 | 0 | 0 | 3,972 | 0 | 0 | 0 | 0 | 136,580 | 60,000 | 0 |
| 2025 | 0 | 60,816 | 0 | 0 | 3,972 | 0 | 0 | 0 | 0 | 136,580 | 60,000 | 0 |
| 2026 | 0 | 60,816 | 0 | 0 | 3,972 | 0 | 0 | 0 | 0 | 136,580 | 60,000 | 0 |
| 2027 | 0 | 60,816 | 0 | 0 | 3,972 | 0 | 0 | 0 | 0 | 136,580 | 60,000 | 0 |
| 2028 | 0 | 60,816 | 0 | 0 | 3,972 | 0 | 0 | 0 | 0 | 136,580 | 60,000 | 0 |
| 2029 | 0 | 60,816 | 0 | 0 | 3,972 | 0 | 0 | 0 | 0 | 136,580 | 60,000 | 0 |
| 2030 | 0 | 60,816 | 0 | 0 | 3,972 | 0 | 0 | 0 | 0 | 136,580 | 60,000 | 0 |
| 2031 | 0 | 60,816 | 0 | 0 | 3,972 | 0 | 0 | 0 | 0 | 136,580 | 60,000 | 0 |
| 2032 | 0 | 60,816 | 0 | 0 | 3,972 | 0 | 0 | 0 | 0 | 136,580 | 60,000 | 0 |
| 2033 | 0 | 60,816 | 0 | 0 | 3,972 | 0 | 0 | 0 | 0 | 136,580 | 60,000 | 0 |
| 2034 | 0 | 60,816 | 0 | 0 | 3,972 | 0 | 0 | 0 | 0 | 136,580 | 60,000 | 0 |
| 2035 | 0 | 60,816 | 0 | 0 | 3,972 | 0 | 0 | 0 | 0 | 136,580 | 60,000 | 0 |
| **TOTAL** | **29,309** | **4,341,755** | **9,085** | **127,179** | **275,813** | **20,241** | **32,006** | **251** | **210,720** | **8,891,479** | **1,913,317** | **2,868** |

## TABLE B-5A Annual Water Quantities Delivered from Each Aqueduct Reach to Each Contractor (acre-feet)



| | CALIFORNIA AQUEDUCT (continued) | | | | | | | | | | | |
|---|---|---|---|---|---|---|---|---|---|---|---|---|
| | SOUTH SAN JOAQUIN DIVISION (continued) | | | | | | | | | | | |
| | Reach 10A (continued) | | | | Reach 11B | | | | | | | |
| | | | | | | | | Kern | | | | |
| Calendar Year | Santa Barbara | Santa Clara | Santa Clarita[d] | Tulare | AVEK | Dudley Ridge | Empire | Municipal and Industrial | Agricultural | Metropolitan | Santa Clarita[d] | Tulare |
| | [95] | [96] | [97] | [98] | [99] | [100] | [101] | [102] | [103] | [104] | [105] | [106] |
| 1962 | 0 | 0 | 0 | 0 | 0 | 0 | 0 | 0 | 0 | 0 | 0 | 0 |
| 1963 | 0 | 0 | 0 | 0 | 0 | 0 | 0 | 0 | 0 | 0 | 0 | 0 |
| 1964 | 0 | 0 | 0 | 0 | 0 | 0 | 0 | 0 | 0 | 0 | 0 | 0 |
| 1965 | 0 | 0 | 0 | 0 | 0 | 0 | 0 | 0 | 0 | 0 | 0 | 0 |
| 1966 | 0 | 0 | 0 | 0 | 0 | 0 | 0 | 0 | 0 | 0 | 0 | 0 |
| 1967 | 0 | 0 | 0 | 0 | 0 | 0 | 0 | 0 | 0 | 0 | 0 | 0 |
| 1968 | 0 | 0 | 0 | 0 | 0 | 0 | 0 | 0 | 24,776 | 0 | 0 | 0 |
| 1969 | 0 | 0 | 0 | 2,842 | 0 | 0 | 0 | 0 | 64,682 | 0 | 0 | 0 |
| 1970 | 0 | 0 | 0 | 4,315 | 0 | 0 | 0 | 0 | 72,279 | 0 | 0 | 0 |
| 1971 | 0 | 0 | 0 | 0 | 0 | 0 | 0 | 0 | 63,773 | 0 | 0 | 0 |
| 1972 | 0 | 0 | 0 | 0 | 0 | 0 | 0 | 0 | 72,358 | 0 | 0 | 0 |
| 1973 | 0 | 0 | 0 | 0 | 0 | 0 | 0 | 0 | 67,544 | 0 | 0 | 0 |
| 1974 | 0 | 0 | 0 | 0 | 0 | 0 | 0 | 0 | 87,476 | 0 | 0 | 0 |
| 1975 | 0 | 0 | 0 | 0 | 0 | 0 | 0 | 0 | 85,675 | 0 | 0 | 0 |
| 1976 | 0 | 0 | 0 | 0 | 0 | 0 | 0 | 0 | 85,067 | 0 | 0 | 0 |
| 1977 | 0 | 0 | 0 | 0 | 0 | 0 | 0 | 3,981 | 29,603 | 0 | 0 | 0 |
| 1978 | 0 | 0 | 0 | 0 | 0 | 0 | 0 | 0 | 88,753 | 0 | 0 | 0 |
| 1979 | 0 | 0 | 0 | 0 | 0 | 0 | 0 | 484 | 108,379 | 0 | 0 | 0 |
| 1980 | 0 | 0 | 0 | 0 | 0 | 0 | 0 | 3,112 | 103,207 | 0 | 0 | 0 |
| 1981 | 0 | 0 | 0 | 0 | 0 | 0 | 0 | 494 | 104,395 | 0 | 0 | 0 |
| 1982 | 0 | 0 | 0 | 0 | 0 | 0 | 0 | 798 | 99,081 | 0 | 0 | 0 |
| 1983 | 0 | 0 | 0 | 0 | 0 | 0 | 0 | 2,069 | 94,117 | 0 | 0 | 0 |
| 1984 | 0 | 0 | 0 | 0 | 0 | 0 | 0 | 2,349 | 124,819 | 0 | 0 | 0 |
| 1985 | 0 | 0 | 0 | 0 | 0 | 0 | 0 | 10,666 | 118,646 | 0 | 0 | 0 |
| 1986 | 0 | 0 | 0 | 0 | 0 | 0 | 0 | 8,673 | 124,836 | 0 | 0 | 0 |
| 1987 | 0 | 0 | 0 | 0 | 0 | 0 | 0 | 13,074 | 111,877 | 0 | 0 | 0 |
| 1988 | 0 | 0 | 0 | 0 | 0 | 0 | 0 | 13,509 | 114,031 | 0 | 0 | 0 |
| 1989 | 0 | 0 | 0 | 0 | 0 | 0 | 0 | 9,986 | 127,058 | 0 | 0 | 0 |
| 1990 | 0 | 0 | 0 | 0 | 0 | 0 | 0 | 9,319 | 104,107 | 0 | 0 | 0 |
| 1991 | 0 | 0 | 0 | 0 | 0 | 0 | 0 | 6,099 | 118 | 0 | 0 | 0 |
| 1992 | 0 | 0 | 0 | 0 | 0 | 0 | 0 | 7,419 | 35,093 | 0 | 0 | 0 |
| 1993 | 0 | 0 | 0 | 0 | 0 | 0 | 0 | 2,696 | 72,645 | 0 | 0 | 0 |
| 1994 | 0 | 0 | 0 | 0 | 0 | 0 | 0 | 3,506 | 71,202 | 0 | 0 | 0 |
| 1995 | 0 | 0 | 0 | 0 | 0 | 0 | 0 | 1,154 | 97,072 | 0 | 0 | 0 |
| 1996 | 0 | 45,000 | 0 | 0 | 0 | 0 | 0 | 1,185 | 96,250 | 0 | 0 | 0 |
| 1997 | 0 | 35,000 | 0 | 0 | 0 | 0 | 0 | 1,111 | 104,823 | 0 | 0 | 0 |
| 1998 | 0 | 23,800 | 0 | 0 | 0 | 0 | 0 | 1,311 | 72,646 | 0 | 0 | 0 |
| 1999 | 0 | 30,000 | 0 | 0 | 0 | 0 | 0 | 2,127 | 92,262 | 0 | 0 | 0 |
| 2000 | 0 | 23,730 | 0 | 0 | 0 | 1,500 | 0 | 3,793 | 89,622 | 0 | 0 | 0 |
| 2001 | 0 | 0 | 0 | 0 | 0 | 0 | 0 | 636 | 73,105 | 0 | 0 | 0 |
| 2002 | 0 | 3,311 | 24,000 | 0 | 0 | 0 | 0 | 1,457 | 91,123 | 0 | 0 | 0 |
| 2003 | 0 | 33,000 | 0 | 0 | 0 | 0 | 0 | 1,379 | 87,174 | 0 | 0 | 0 |
| 2004 | 0 | 0 | 32,522 | 0 | 0 | 0 | 0 | 1,299 | 97,722 | 0 | 0 | 0 |
| 2005 | 0 | 55,448 | 0 | 0 | 0 | 0 | 0 | 824 | 93,554 | 0 | 0 | 0 |
| 2006 | 0 | 64,036 | 0 | 0 | 0 | 0 | 0 | 0 | 98,417 | 0 | 0 | 0 |
| 2007 | 0 | 3,692 | 0 | 0 | 0 | 0 | 0 | 4,030 | 94,334 | 0 | 0 | 0 |
| 2008 | 0 | 4,306 | 0 | 0 | 0 | 0 | 0 | 263 | 93,417 | 0 | 0 | 0 |
| 2009 | 0 | 0 | 0 | 0 | 0 | 300 | 0 | 127 | 96,776 | 0 | 0 | 0 |
| 2010 | 0 | 51,990 | 0 | 800 | 0 | 5,350 | 0 | 381 | 92,220 | 0 | 0 | 974 |
| 2011 | 0 | 65,770 | 0 | 500 | 0 | 0 | 0 | 1,160 | 105,682 | 0 | 0 | 3,500 |
| 2012 | 0 | 0 | 0 | 0 | 0 | 2,000 | 0 | 1,019 | 94,519 | 0 | 5,500 | 0 |
| 2013 | 0 | 0 | 0 | 0 | 0 | 2,500 | 0 | 1,167 | 110,418 | 0 | 5,500 | 0 |
| 2014 | 0 | 0 | 0 | 0 | 0 | 9,786 | 0 | 0 | 87,728 | 0 | 0 | 0 |
| 2015 | 0 | 0 | 0 | 0 | 0 | 8,200 | 0 | 4,553 | 84,288 | 0 | 0 | 0 |
| 2016 | 0 | 9,634 | 0 | 0 | 0 | 5,000 | 0 | 1,037 | 91,735 | 942 | 0 | 0 |
| 2017 | 0 | 71,163 | 5,340 | 0 | 0 | 3,569 | 255 | 19,966 | 93,037 | 0 | 0 | 0 |
| 2018 | 900 | 42,600 | 0 | 0 | 3,985 | 7,490 | 0 | 419 | 91,114 | 0 | 0 | 0 |
| 2019 | 254 | 28,232 | 0 | 0 | 0 | 0 | 0 | 7,170 | 31,632 | 0 | 0 | 0 |
| **2020** | **0** | **0** | **0** | **0** | **0** | **0** | **0** | **9,000** | **51,000** | **0** | **0** | **0** |
| 2021 | 0 | 0 | 0 | 0 | 0 | 0 | 0 | 9,000 | 51,000 | 0 | 0 | 0 |
| 2022 | 0 | 0 | 0 | 0 | 0 | 0 | 0 | 9,000 | 51,000 | 0 | 0 | 0 |
| 2023 | 0 | 0 | 0 | 0 | 0 | 0 | 0 | 9,000 | 51,000 | 0 | 0 | 0 |
| 2024 | 0 | 0 | 0 | 0 | 0 | 0 | 0 | 9,000 | 51,000 | 0 | 0 | 0 |
| 2025 | 0 | 0 | 0 | 0 | 0 | 0 | 0 | 9,000 | 51,000 | 0 | 0 | 0 |
| 2026 | 0 | 0 | 0 | 0 | 0 | 0 | 0 | 9,000 | 51,000 | 0 | 0 | 0 |
| 2027 | 0 | 0 | 0 | 0 | 0 | 0 | 0 | 9,000 | 51,000 | 0 | 0 | 0 |
| 2028 | 0 | 0 | 0 | 0 | 0 | 0 | 0 | 9,000 | 51,000 | 0 | 0 | 0 |
| 2029 | 0 | 0 | 0 | 0 | 0 | 0 | 0 | 9,000 | 51,000 | 0 | 0 | 0 |
| 2030 | 0 | 0 | 0 | 0 | 0 | 0 | 0 | 9,000 | 51,000 | 0 | 0 | 0 |
| 2031 | 0 | 0 | 0 | 0 | 0 | 0 | 0 | 9,000 | 51,000 | 0 | 0 | 0 |
| 2032 | 0 | 0 | 0 | 0 | 0 | 0 | 0 | 9,000 | 51,000 | 0 | 0 | 0 |
| 2033 | 0 | 0 | 0 | 0 | 0 | 0 | 0 | 9,000 | 51,000 | 0 | 0 | 0 |
| 2034 | 0 | 0 | 0 | 0 | 0 | 0 | 0 | 9,000 | 51,000 | 0 | 0 | 0 |
| 2035 | 0 | 0 | 0 | 0 | 0 | 0 | 0 | 9,000 | 51,000 | 0 | 0 | 0 |
| **TOTAL** | **1,154** | **590,712** | **61,862** | **8,457** | **3,985** | **45,695** | **255** | **299,802** | **5,332,267** | **942** | **11,000** | **4,474** |

[d] Castaic Lake Water Agency's SWP Water Supply Contract was transferred to Santa Clarita Valley Water Agency effective November 2, 2018.

## TABLE B-5A Annual Water Quantities Delivered from Each Aqueduct Reach to Each Contractor (acre-feet)



| | CALIFORNIA AQUEDUCT (continued) | | | | | | | | | | |
|---|---|---|---|---|---|---|---|---|---|---|---|
| | SOUTH SAN JOAQUIN DIVISION (continued) | | | | | | | | | | |
| | Reach 12D | | | Reach 12E | | | | | | | |
| | | Kern | | | | | | Kern | | | |
| Calendar Year | Dudley Ridge | Municipal and Industrial | Agricultural | Alameda Zone 7 | Alameda County | AVEK | Dudley Ridge | Municipal and Industrial | Agricultural | Metropolitan | San Bernardino |
| | [107] | [108] | [109] | [110] | [111] | [112] | [113] | [114] | [115] | [116] | [117] |
| 1962 | 0 | 0 | 0 | 0 | 0 | 0 | 0 | 0 | 0 | 0 | 0 |
| 1963 | 0 | 0 | 0 | 0 | 0 | 0 | 0 | 0 | 0 | 0 | 0 |
| 1964 | 0 | 0 | 0 | 0 | 0 | 0 | 0 | 0 | 0 | 0 | 0 |
| 1965 | 0 | 0 | 0 | 0 | 0 | 0 | 0 | 0 | 0 | 0 | 0 |
| 1966 | 0 | 0 | 0 | 0 | 0 | 0 | 0 | 0 | 0 | 0 | 0 |
| 1967 | 0 | 0 | 0 | 0 | 0 | 0 | 0 | 0 | 0 | 0 | 0 |
| 1968 | 0 | 0 | 0 | 0 | 0 | 0 | 0 | 0 | 0 | 0 | 0 |
| 1969 | 0 | 0 | 0 | 0 | 0 | 0 | 0 | 0 | 0 | 0 | 0 |
| 1970 | 0 | 0 | 0 | 0 | 0 | 0 | 0 | 0 | 9,279 | 0 | 0 |
| 1971 | 0 | 0 | 0 | 0 | 0 | 0 | 0 | 0 | 28,056 | 0 | 0 |
| 1972 | 0 | 0 | 0 | 0 | 0 | 0 | 0 | 0 | 62,342 | 0 | 0 |
| 1973 | 0 | 0 | 0 | 0 | 0 | 0 | 0 | 0 | 13,082 | 0 | 0 |
| 1974 | 0 | 0 | 0 | 0 | 0 | 0 | 0 | 2,651 | 4,248 | 0 | 0 |
| 1975 | 0 | 0 | 0 | 0 | 0 | 0 | 0 | 0 | 10,787 | 0 | 0 |
| 1976 | 0 | 0 | 0 | 0 | 0 | 0 | 0 | 37,519 | 20,555 | 0 | 0 |
| 1977 | 0 | 0 | 0 | 0 | 0 | 0 | 0 | 20,280 | 1,737 | 0 | 0 |
| 1978 | 0 | 0 | 0 | 0 | 0 | 0 | 0 | 47,133 | 15,011 | 0 | 0 |
| 1979 | 0 | 0 | 0 | 0 | 0 | 0 | 0 | 50,740 | 61,567 | 0 | 0 |
| 1980 | 0 | 0 | 0 | 0 | 0 | 0 | 0 | 32,039 | 22,252 | 0 | 0 |
| 1981 | 0 | 0 | 0 | 0 | 0 | 0 | 0 | 59,917 | 58,470 | 0 | 0 |
| 1982 | 0 | 0 | 0 | 0 | 0 | 0 | 0 | 36,139 | 75,587 | 0 | 0 |
| 1983 | 0 | 0 | 0 | 0 | 0 | 0 | 0 | 0 | 10,950 | 0 | 0 |
| 1984 | 0 | 0 | 0 | 0 | 0 | 0 | 0 | 63,941 | 39,929 | 0 | 0 |
| 1985 | 0 | 0 | 0 | 0 | 0 | 0 | 0 | 69,839 | 84,117 | 0 | 0 |
| 1986 | 0 | 0 | 0 | 0 | 0 | 0 | 0 | 62,109 | 51,540 | 0 | 0 |
| 1987 | 0 | 0 | 0 | 0 | 0 | 0 | 0 | 95,297 | 86,223 | 0 | 0 |
| 1988 | 0 | 0 | 0 | 0 | 0 | 0 | 0 | 86,390 | 123,249 | 0 | 0 |
| 1989 | 0 | 0 | 0 | 0 | 0 | 0 | 0 | 83,965 | 146,544 | 0 | 0 |
| 1990 | 0 | 0 | 0 | 0 | 0 | 0 | 0 | 82,164 | 38,973 | 0 | 0 |
| 1991 | 0 | 0 | 0 | 0 | 0 | 0 | 0 | 8,842 | 303 | 0 | 0 |
| 1992 | 0 | 0 | 0 | 0 | 0 | 0 | 0 | 47,181 | 57,048 | 0 | 0 |
| 1993 | 0 | 0 | 0 | 0 | 0 | 0 | 0 | 84,822 | 285,554 | 5,504 | 0 |
| 1994 | 0 | 0 | 0 | 0 | 0 | 0 | 0 | 66,188 | 77,839 | 0 | 0 |
| 1995 | 0 | 0 | 0 | 0 | 0 | 0 | 1,000 | 107,130 | 181,097 | 0 | 0 |
| 1996 | 0 | 0 | 0 | 0 | 0 | 0 | 4,131 | 89,257 | 134,138 | 0 | 0 |
| 1997 | 0 | 0 | 0 | 0 | 0 | 0 | 8,012 | 32,061 | 128,329 | 1,486 | 0 |
| 1998 | 0 | 0 | 0 | 0 | 0 | 0 | 5,925 | 28,258 | 88,998 | 24,234 | 0 |
| 1999 | 0 | 0 | 0 | 0 | 0 | 0 | 1,321 | 110,161 | 255,343 | 62,162 | 0 |
| 2000 | 0 | 21 | 0 | 0 | 0 | 0 | 953 | 11,772 | 156,215 | 149,731 | 0 |
| 2001 | 0 | 41 | 0 | 0 | 0 | 0 | 0 | 385 | 51,076 | 0 | 0 |
| 2002 | 0 | 760 | 6 | 0 | 0 | 0 | 0 | 0 | 135,335 | 0 | 0 |
| 2003 | 0 | 2,431 | 152 | 0 | 0 | 0 | 0 | 39,479 | 112,056 | 45,989 | 0 |
| 2004 | 0 | 3,419 | 768 | 0 | 0 | 0 | 1,600 | 52,303 | 95,893 | 0 | 0 |
| 2005 | 0 | 2,841 | 644 | 3,419 | 1,878 | 0 | 1,154 | 43,835 | 340,281 | 15,384 | 0 |
| 2006 | 0 | 2,513 | 1,556 | 10,000 | 0 | 0 | 0 | 82,207 | 296,230 | 5,065 | 0 |
| 2007 | 0 | 2,164 | 2,284 | 0 | 0 | 0 | 0 | 1,179 | 87,764 | 0 | 0 |
| 2008 | 0 | 1,514 | 3,000 | 0 | 0 | 0 | 0 | 0 | 58,983 | 0 | 0 |
| 2009 | 0 | 564 | 4,274 | 0 | 0 | 0 | 0 | 0 | 82,434 | 0 | 0 |
| 2010 | 0 | 1,904 | 2,206 | 10,000 | 0 | 0 | 0 | 4,851 | 72,809 | 134,855 | 0 |
| 2011 | 0 | 973 | 65 | 10,000 | 1,960 | 0 | 0 | 26,249 | 309,617 | 109,787 | 8,066 |
| 2012 | 0 | 3,128 | 939 | 20,308 | 0 | 0 | 200 | 19,423 | 102,054 | 92,803 | 19,066 |
| 2013 | 0 | 3,473 | 1,531 | 0 | 0 | 0 | 0 | 26,652 | 60,295 | 0 | 0 |
| 2014 | 0 | 0 | 5,225 | 0 | 0 | 0 | 0 | 0 | 500 | 0 | 0 |
| 2015 | 0 | 985 | 3,486 | 0 | 0 | 0 | 0 | 280 | 2,750 | 0 | 0 |
| 2016 | 0 | 2,225 | 1,442 | 7,000 | 0 | 0 | 0 | 1,225 | 64,819 | 3,908 | 0 |
| 2017 | 0 | 1,830 | 789 | 10,619 | 0 | 25,417 | 13,924 | 7,852 | 343,922 | 78,271 | 0 |
| 2018 | 107 | 923 | 28 | 0 | 0 | 0 | 0 | 0 | 90,347 | 3,512 | 0 |
| 2019 | 0 | 5,333 | 1,017 | 2,340 | 0 | 0 | 896 | 41,283 | 249,041 | 51,437 | 0 |
| **2020** | **0** | **6,500** | **0** | **5,000** | **0** | **0** | **0** | **50,703** | **75,694** | **30,000** | **0** |
| 2021 | 0 | 6,500 | 0 | 5,000 | 0 | 0 | 0 | 50,703 | 75,694 | 30,000 | 0 |
| 2022 | 0 | 6,500 | 0 | 5,000 | 0 | 0 | 0 | 50,703 | 75,694 | 30,000 | 0 |
| 2023 | 0 | 6,500 | 0 | 5,000 | 0 | 0 | 0 | 50,703 | 75,694 | 30,000 | 0 |
| 2024 | 0 | 6,500 | 0 | 5,000 | 0 | 0 | 0 | 50,703 | 75,694 | 30,000 | 0 |
| 2025 | 0 | 6,500 | 0 | 5,000 | 0 | 0 | 0 | 50,703 | 75,694 | 30,000 | 0 |
| 2026 | 0 | 6,500 | 0 | 5,000 | 0 | 0 | 0 | 50,703 | 75,694 | 30,000 | 0 |
| 2027 | 0 | 6,500 | 0 | 5,000 | 0 | 0 | 0 | 50,703 | 75,694 | 30,000 | 0 |
| 2028 | 0 | 6,500 | 0 | 5,000 | 0 | 0 | 0 | 50,703 | 75,694 | 30,000 | 0 |
| 2029 | 0 | 6,500 | 0 | 5,000 | 0 | 0 | 0 | 50,703 | 75,694 | 30,000 | 0 |
| 2030 | 0 | 6,500 | 0 | 5,000 | 0 | 0 | 0 | 50,703 | 75,694 | 30,000 | 0 |
| 2031 | 0 | 6,500 | 0 | 5,000 | 0 | 0 | 0 | 50,703 | 75,694 | 30,000 | 0 |
| 2032 | 0 | 6,500 | 0 | 5,000 | 0 | 0 | 0 | 50,703 | 75,694 | 30,000 | 0 |
| 2033 | 0 | 6,500 | 0 | 5,000 | 0 | 0 | 0 | 50,703 | 75,694 | 30,000 | 0 |
| 2034 | 0 | 6,500 | 0 | 5,000 | 0 | 0 | 0 | 50,703 | 75,694 | 30,000 | 0 |
| 2035 | 0 | 6,500 | 0 | 5,000 | 0 | 0 | 0 | 50,703 | 75,694 | 30,000 | 0 |
| **TOTAL** | **107** | **141,042** | **29,412** | **153,686** | **3,838** | **25,417** | **39,116** | **2,574,246** | **6,096,672** | **1,264,128** | **27,132** |

## TABLE B-5A Annual Water Quantities Delivered from Each Aqueduct Reach to Each Contractor (acre-feet)



| | CALIFORNIA AQUEDUCT (continued) | | | | | | | | | | |
|---|---|---|---|---|---|---|---|---|---|---|---|
| | SOUTH SAN JOAQUIN DIVISION (continued) | | | | | | | | | | |
| | Reach 12E | | | Reach 13B | | | | | | | |
| | | | | | | | Kern | | | | |
| Calendar Year | Santa Barbara | Santa Clara | Santa Clarita[d] | Alameda-Zone 7 | Alameda County | Dudley Ridge | Municipal and Industrial | Agricultural | Metropolitan | Palmdale | Santa Barbara |
| | [118] | [119] | [120] | [121] | [122] | [123] | [124] | [125] | [126] | [127] | [128] |
| 1962 | 0 | 0 | 0 | 0 | 0 | 0 | 0 | 0 | 0 | 0 | 0 |
| 1963 | 0 | 0 | 0 | 0 | 0 | 0 | 0 | 0 | 0 | 0 | 0 |
| 1964 | 0 | 0 | 0 | 0 | 0 | 0 | 0 | 0 | 0 | 0 | 0 |
| 1965 | 0 | 0 | 0 | 0 | 0 | 0 | 0 | 0 | 0 | 0 | 0 |
| 1966 | 0 | 0 | 0 | 0 | 0 | 0 | 0 | 0 | 0 | 0 | 0 |
| 1967 | 0 | 0 | 0 | 0 | 0 | 0 | 0 | 0 | 0 | 0 | 0 |
| 1968 | 0 | 0 | 0 | 0 | 0 | 0 | 0 | 0 | 0 | 0 | 0 |
| 1969 | 0 | 0 | 0 | 0 | 0 | 0 | 0 | 0 | 0 | 0 | 0 |
| 1970 | 0 | 0 | 0 | 0 | 0 | 0 | 0 | 4,891 | 0 | 0 | 0 |
| 1971 | 0 | 0 | 0 | 0 | 0 | 0 | 0 | 0 | 0 | 0 | 0 |
| 1972 | 0 | 0 | 0 | 0 | 0 | 0 | 0 | 17,388 | 0 | 0 | 0 |
| 1973 | 0 | 0 | 0 | 0 | 0 | 0 | 0 | 9,297 | 0 | 0 | 0 |
| 1974 | 0 | 0 | 0 | 0 | 0 | 0 | 8,038 | 4,246 | 0 | 0 | 0 |
| 1975 | 0 | 0 | 0 | 0 | 0 | 0 | 8,538 | 7,059 | 0 | 0 | 0 |
| 1976 | 0 | 0 | 0 | 0 | 0 | 0 | 5,626 | 8,855 | 0 | 0 | 0 |
| 1977 | 0 | 0 | 0 | 0 | 0 | 0 | 0 | 5,024 | 0 | 0 | 0 |
| 1978 | 0 | 0 | 0 | 0 | 0 | 0 | 21,773 | 7,601 | 0 | 0 | 0 |
| 1979 | 0 | 0 | 0 | 0 | 0 | 0 | 5,663 | 17,766 | 0 | 0 | 0 |
| 1980 | 0 | 0 | 0 | 0 | 0 | 0 | 0 | 22,515 | 0 | 0 | 0 |
| 1981 | 0 | 0 | 0 | 0 | 0 | 0 | 7,844 | 14,037 | 0 | 0 | 0 |
| 1982 | 0 | 0 | 0 | 0 | 0 | 0 | 0 | 25,553 | 0 | 0 | 0 |
| 1983 | 0 | 0 | 0 | 0 | 0 | 0 | 0 | 3,491 | 0 | 0 | 0 |
| 1984 | 0 | 0 | 0 | 0 | 0 | 0 | 12,117 | 26,178 | 0 | 0 | 0 |
| 1985 | 0 | 0 | 0 | 0 | 0 | 0 | 0 | 67,711 | 0 | 0 | 0 |
| 1986 | 0 | 0 | 0 | 0 | 0 | 0 | 0 | 66,551 | 0 | 0 | 0 |
| 1987 | 0 | 0 | 0 | 0 | 0 | 0 | 5,609 | 40,374 | 0 | 0 | 0 |
| 1988 | 0 | 0 | 0 | 0 | 0 | 0 | 9,298 | 47,167 | 0 | 0 | 0 |
| 1989 | 0 | 0 | 0 | 0 | 0 | 0 | 5,504 | 57,114 | 0 | 0 | 0 |
| 1990 | 0 | 0 | 0 | 0 | 0 | 0 | 7,645 | 20,423 | 0 | 0 | 0 |
| 1991 | 0 | 0 | 0 | 0 | 0 | 0 | 0 | 0 | 0 | 0 | 0 |
| 1992 | 0 | 0 | 0 | 0 | 0 | 0 | 789 | 17,449 | 0 | 0 | 0 |
| 1993 | 0 | 0 | 0 | 0 | 0 | 0 | 12,798 | 88,157 | 0 | 0 | 0 |
| 1994 | 0 | 0 | 0 | 0 | 0 | 0 | 2,494 | 33,148 | 0 | 0 | 0 |
| 1995 | 0 | 0 | 0 | 0 | 0 | 0 | 8,751 | 110,685 | 0 | 0 | 0 |
| 1996 | 0 | 0 | 0 | 0 | 0 | 0 | 28,063 | 64,849 | 0 | 0 | 0 |
| 1997 | 0 | 0 | 0 | 0 | 0 | 0 | 43,803 | 49,312 | 0 | 0 | 0 |
| 1998 | 0 | 0 | 0 | 0 | 0 | 0 | 29,444 | 40,085 | 5,500 | 0 | 0 |
| 1999 | 0 | 0 | 0 | 0 | 0 | 0 | 12,969 | 92,998 | 0 | 0 | 0 |
| 2000 | 0 | 0 | 0 | 0 | 0 | 0 | 0 | 102,202 | 0 | 0 | 0 |
| 2001 | 0 | 0 | 0 | 0 | 0 | 1,733 | 0 | 33,925 | 0 | 0 | 0 |
| 2002 | 0 | 0 | 0 | 0 | 0 | 736 | 0 | 71,444 | 0 | 0 | 0 |
| 2003 | 0 | 0 | 0 | 0 | 0 | 350 | 2,396 | 124,582 | 1,865 | 0 | 0 |
| 2004 | 0 | 0 | 0 | 0 | 0 | 1,657 | 1,922 | 73,801 | 0 | 0 | 0 |
| 2005 | 0 | 2,619 | 20,000 | 2,321 | 0 | 14,540 | 21,781 | 269,631 | 192 | 0 | 0 |
| 2006 | 0 | 0 | 20,000 | 0 | 0 | 5,670 | 11,787 | 196,116 | 0 | 0 | 0 |
| 2007 | 0 | 0 | 8,200 | 0 | 0 | 2,161 | 0 | 72,240 | 0 | 0 | 0 |
| 2008 | 0 | 0 | 0 | 0 | 0 | 0 | 200 | 9,785 | 0 | 0 | 0 |
| 2009 | 0 | 0 | 0 | 0 | 0 | 0 | 0 | 12,060 | 0 | 0 | 0 |
| 2010 | 0 | 0 | 25,844 | 0 | 0 | 304 | 0 | 63,966 | 22,000 | 0 | 0 |
| 2011 | 4,002 | 706 | 0 | 2,331 | 3,420 | 34,733 | 4,896 | 265,382 | 25,845 | 7,000 | 7,893 |
| 2012 | 0 | 0 | 6,416 | 0 | 0 | 0 | 448 | 70,805 | 1,950 | 2,500 | 0 |
| 2013 | 0 | 0 | 0 | 0 | 0 | 0 | 0 | 14,189 | 0 | 0 | 0 |
| 2014 | 0 | 0 | 0 | 0 | 0 | 0 | 0 | 2,246 | 0 | 0 | 0 |
| 2015 | 0 | 0 | 0 | 0 | 0 | 0 | 0 | 481 | 0 | 0 | 0 |
| 2016 | 0 | 0 | 0 | 0 | 0 | 0 | 3,005 | 12,815 | 0 | 0 | 0 |
| 2017 | 0 | 0 | 0 | 0 | 0 | 28,487 | 3,201 | 191,350 | 4,477 | 352 | 0 |
| 2018 | 0 | 0 | 0 | 0 | 0 | 0 | 0 | 9,710 | 0 | 0 | 0 |
| 2019 | 0 | 0 | 0 | 0 | 0 | 624 | 0 | 94,418 | 0 | 0 | 0 |
| **2020** | **0** | **0** | **0** | **0** | **0** | **0** | **0** | **24,135** | **0** | **0** | **0** |
| 2021 | 0 | 0 | 0 | 0 | 0 | 0 | 0 | 24,135 | 0 | 0 | 0 |
| 2022 | 0 | 0 | 0 | 0 | 0 | 0 | 0 | 24,135 | 0 | 0 | 0 |
| 2023 | 0 | 0 | 0 | 0 | 0 | 0 | 0 | 24,135 | 0 | 0 | 0 |
| 2024 | 0 | 0 | 0 | 0 | 0 | 0 | 0 | 24,135 | 0 | 0 | 0 |
| 2025 | 0 | 0 | 0 | 0 | 0 | 0 | 0 | 24,135 | 0 | 0 | 0 |
| 2026 | 0 | 0 | 0 | 0 | 0 | 0 | 0 | 24,135 | 0 | 0 | 0 |
| 2027 | 0 | 0 | 0 | 0 | 0 | 0 | 0 | 24,135 | 0 | 0 | 0 |
| 2028 | 0 | 0 | 0 | 0 | 0 | 0 | 0 | 24,135 | 0 | 0 | 0 |
| 2029 | 0 | 0 | 0 | 0 | 0 | 0 | 0 | 24,135 | 0 | 0 | 0 |
| 2030 | 0 | 0 | 0 | 0 | 0 | 0 | 0 | 24,135 | 0 | 0 | 0 |
| 2031 | 0 | 0 | 0 | 0 | 0 | 0 | 0 | 24,135 | 0 | 0 | 0 |
| 2032 | 0 | 0 | 0 | 0 | 0 | 0 | 0 | 24,135 | 0 | 0 | 0 |
| 2033 | 0 | 0 | 0 | 0 | 0 | 0 | 0 | 24,135 | 0 | 0 | 0 |
| 2034 | 0 | 0 | 0 | 0 | 0 | 0 | 0 | 24,135 | 0 | 0 | 0 |
| 2035 | 0 | 0 | 0 | 0 | 0 | 0 | 0 | 24,135 | 0 | 0 | 0 |
| **TOTAL** | **4,002** | **3,325** | **80,460** | **4,652** | **3,420** | **90,995** | **286,402** | **3,047,232** | **61,829** | **9,852** | **7,893** |

[d] Castaic Lake Water Agency's SWP Water Supply Contract was transferred to Santa Clarita Valley Water Agency effective November 2, 2018.

## TABLE B-5A Annual Water Quantities Delivered from Each Aqueduct Reach to Each Contractor (acre-feet)



| Calendar Year | CALIFORNIA AQUEDUCT (continued) | | | | | | | | | | |
|---|---|---|---|---|---|---|---|---|---|---|---|
| | SOUTH SAN JOAQUIN DIVISION (continued) | | | | | | | | | | |
| | Reach 13B (continued) | | Reach 14A | | | | Reach 14B | | | Reach 14C | |
| | | | | | Kern | | | Kern | | | |
| | Santa Clara | Tulare | AVEK | Dudley Ridge | Municipal and Industrial | Agricultural | Dudley Ridge | Municipal and Industrial | Agricultural | AVEK | Dudley Ridge |
| | [129] | [130] | [131] | [132] | [133] | [134] | [135] | [136] | [137] | [138] | [139] |
| 1962 | 0 | 0 | 0 | 0 | 0 | 0 | 0 | 0 | 0 | 0 | 0 |
| 1963 | 0 | 0 | 0 | 0 | 0 | 0 | 0 | 0 | 0 | 0 | 0 |
| 1964 | 0 | 0 | 0 | 0 | 0 | 0 | 0 | 0 | 0 | 0 | 0 |
| 1965 | 0 | 0 | 0 | 0 | 0 | 0 | 0 | 0 | 0 | 0 | 0 |
| 1966 | 0 | 0 | 0 | 0 | 0 | 0 | 0 | 0 | 0 | 0 | 0 |
| 1967 | 0 | 0 | 0 | 0 | 0 | 0 | 0 | 0 | 0 | 0 | 0 |
| 1968 | 0 | 0 | 0 | 0 | 0 | 0 | 0 | 0 | 0 | 0 | 0 |
| 1969 | 0 | 0 | 0 | 0 | 0 | 0 | 0 | 0 | 0 | 0 | 0 |
| 1970 | 0 | 0 | 0 | 0 | 0 | 0 | 0 | 0 | 3 | 0 | 0 |
| 1971 | 0 | 0 | 0 | 0 | 0 | 23,844 | 0 | 0 | 49,929 | 0 | 0 |
| 1972 | 0 | 0 | 0 | 0 | 0 | 26,621 | 0 | 0 | 77,034 | 0 | 0 |
| 1973 | 0 | 0 | 0 | 0 | 0 | 15,328 | 0 | 0 | 47,040 | 0 | 0 |
| 1974 | 0 | 0 | 0 | 0 | 0 | 7,794 | 0 | 0 | 32,356 | 0 | 0 |
| 1975 | 0 | 0 | 0 | 0 | 0 | 10,306 | 0 | 0 | 27,736 | 0 | 0 |
| 1976 | 0 | 0 | 0 | 0 | 0 | 268 | 0 | 0 | 35,296 | 0 | 0 |
| 1977 | 0 | 0 | 0 | 0 | 0 | 8,299 | 0 | 0 | 13,539 | 0 | 0 |
| 1978 | 0 | 0 | 0 | 0 | 0 | 34,029 | 0 | 0 | 72,351 | 0 | 0 |
| 1979 | 0 | 0 | 0 | 0 | 3,012 | 27,356 | 0 | 0 | 59,413 | 0 | 0 |
| 1980 | 0 | 0 | 0 | 0 | 4,312 | 16,876 | 0 | 0 | 40,513 | 0 | 0 |
| 1981 | 0 | 0 | 0 | 0 | 4,511 | 13,007 | 0 | 8 | 42,753 | 0 | 0 |
| 1982 | 0 | 0 | 0 | 0 | 3,735 | 24,240 | 0 | 184 | 57,739 | 0 | 0 |
| 1983 | 0 | 0 | 0 | 0 | 1,168 | 20,302 | 0 | 0 | 57,922 | 0 | 0 |
| 1984 | 0 | 0 | 0 | 0 | 137 | 35,369 | 0 | 10 | 79,179 | 0 | 0 |
| 1985 | 0 | 0 | 0 | 0 | 206 | 33,103 | 0 | 0 | 72,855 | 0 | 0 |
| 1986 | 0 | 0 | 0 | 0 | 180 | 26,384 | 0 | 0 | 70,864 | 0 | 0 |
| 1987 | 0 | 0 | 0 | 0 | 610 | 30,098 | 0 | 9 | 67,710 | 0 | 0 |
| 1988 | 0 | 0 | 0 | 0 | 622 | 32,778 | 0 | 19 | 75,968 | 0 | 0 |
| 1989 | 0 | 0 | 0 | 0 | 721 | 29,292 | 0 | 7 | 82,201 | 0 | 0 |
| 1990 | 0 | 0 | 0 | 0 | 673 | 26,800 | 0 | 13 | 81,076 | 0 | 0 |
| 1991 | 0 | 0 | 0 | 0 | 768 | 0 | 0 | 0 | 0 | 0 | 0 |
| 1992 | 0 | 0 | 0 | 0 | 673 | 16,238 | 0 | 464 | 41,143 | 0 | 0 |
| 1993 | 0 | 0 | 0 | 0 | 629 | 17,832 | 0 | 0 | 62,493 | 0 | 0 |
| 1994 | 0 | 0 | 0 | 0 | 2,513 | 16,760 | 0 | 3,000 | 54,011 | 0 | 0 |
| 1995 | 0 | 3,500 | 0 | 0 | 3 | 21,234 | 0 | 0 | 67,391 | 0 | 0 |
| 1996 | 0 | 0 | 0 | 0 | 0 | 26,978 | 0 | 0 | 85,936 | 0 | 0 |
| 1997 | 0 | 0 | 0 | 0 | 0 | 23,035 | 0 | 0 | 79,790 | 0 | 0 |
| 1998 | 0 | 0 | 0 | 0 | 0 | 15,706 | 0 | 0 | 58,132 | 0 | 0 |
| 1999 | 0 | 0 | 0 | 0 | 0 | 21,153 | 0 | 0 | 67,576 | 0 | 0 |
| 2000 | 0 | 0 | 0 | 0 | 0 | 19,264 | 0 | 0 | 70,585 | 0 | 0 |
| 2001 | 0 | 0 | 0 | 0 | 0 | 12,452 | 0 | 0 | 49,602 | 0 | 0 |
| 2002 | 0 | 0 | 0 | 0 | 0 | 11,161 | 0 | 0 | 52,762 | 0 | 0 |
| 2003 | 0 | 0 | 0 | 0 | 0 | 13,685 | 0 | 0 | 44,576 | 0 | 0 |
| 2004 | 0 | 0 | 0 | 0 | 0 | 13,030 | 0 | 0 | 52,012 | 0 | 0 |
| 2005 | 9,014 | 0 | 0 | 0 | 0 | 15,663 | 0 | 0 | 56,739 | 0 | 0 |
| 2006 | 0 | 0 | 0 | 0 | 0 | 17,779 | 0 | 0 | 65,142 | 0 | 0 |
| 2007 | 0 | 0 | 0 | 0 | 0 | 21,435 | 0 | 0 | 67,955 | 0 | 0 |
| 2008 | 2,324 | 0 | 0 | 0 | 0 | 20,087 | 0 | 0 | 63,497 | 0 | 0 |
| 2009 | 0 | 0 | 0 | 0 | 0 | 22,281 | 0 | 0 | 60,726 | 0 | 0 |
| 2010 | 0 | 10,000 | 0 | 0 | 0 | 21,964 | 0 | 0 | 58,110 | 0 | 0 |
| 2011 | 0 | 0 | 0 | 0 | 0 | 24,131 | 0 | 0 | 61,859 | 0 | 0 |
| 2012 | 0 | 8,000 | 0 | 0 | 0 | 25,982 | 0 | 0 | 64,489 | 0 | 0 |
| 2013 | 0 | 0 | 0 | 0 | 0 | 29,414 | 0 | 0 | 62,137 | 0 | 0 |
| 2014 | 0 | 0 | 0 | 0 | 0 | 28,172 | 0 | 0 | 50,337 | 0 | 0 |
| 2015 | 0 | 0 | 0 | 0 | 0 | 25,886 | 0 | 0 | 48,996 | 0 | 0 |
| 2016 | 0 | 0 | 0 | 0 | 0 | 27,686 | 0 | 0 | 55,147 | 0 | 0 |
| 2017 | 0 | 0 | 0 | 0 | 0 | 26,520 | 0 | 0 | 67,600 | 0 | 0 |
| 2018 | 0 | 0 | 1,207 | 820 | 0 | 24,524 | 2,220 | 0 | 57,611 | 290 | 2,327 |
| 2019 | 0 | 0 | 0 | 0 | 0 | 7,018 | 0 | 0 | 15,736 | 0 | 0 |
| **2020** | **0** | **0** | **0** | **0** | **0** | **16,753** | **0** | **0** | **42,800** | **0** | **0** |
| 2021 | 0 | 0 | 0 | 0 | 0 | 16,753 | 0 | 0 | 42,800 | 0 | 0 |
| 2022 | 0 | 0 | 0 | 0 | 0 | 16,753 | 0 | 0 | 42,800 | 0 | 0 |
| 2023 | 0 | 0 | 0 | 0 | 0 | 16,753 | 0 | 0 | 42,800 | 0 | 0 |
| 2024 | 0 | 0 | 0 | 0 | 0 | 16,753 | 0 | 0 | 42,800 | 0 | 0 |
| 2025 | 0 | 0 | 0 | 0 | 0 | 16,753 | 0 | 0 | 42,800 | 0 | 0 |
| 2026 | 0 | 0 | 0 | 0 | 0 | 16,753 | 0 | 0 | 42,800 | 0 | 0 |
| 2027 | 0 | 0 | 0 | 0 | 0 | 16,753 | 0 | 0 | 42,800 | 0 | 0 |
| 2028 | 0 | 0 | 0 | 0 | 0 | 16,753 | 0 | 0 | 42,800 | 0 | 0 |
| 2029 | 0 | 0 | 0 | 0 | 0 | 16,753 | 0 | 0 | 42,800 | 0 | 0 |
| 2030 | 0 | 0 | 0 | 0 | 0 | 16,753 | 0 | 0 | 42,800 | 0 | 0 |
| 2031 | 0 | 0 | 0 | 0 | 0 | 16,753 | 0 | 0 | 42,800 | 0 | 0 |
| 2032 | 0 | 0 | 0 | 0 | 0 | 16,753 | 0 | 0 | 42,800 | 0 | 0 |
| 2033 | 0 | 0 | 0 | 0 | 0 | 16,753 | 0 | 0 | 42,800 | 0 | 0 |
| 2034 | 0 | 0 | 0 | 0 | 0 | 16,753 | 0 | 0 | 42,800 | 0 | 0 |
| 2035 | 0 | 0 | 0 | 0 | 0 | 16,753 | 0 | 0 | 42,800 | 0 | 0 |
| **TOTAL** | **11,338** | **21,500** | **1,207** | **820** | **24,473** | **1,277,212** | **2,220** | **3,714** | **3,470,367** | **290** | **2,327** |

## TABLE B-5A Annual Water Quantities Delivered from Each Aqueduct Reach to Each Contractor (acre-feet)



| | CALIFORNIA AQUEDUCT (continued) | | | | | | | | | | | |
|---|---|---|---|---|---|---|---|---|---|---|---|---|
| | SOUTH SAN JOAQUIN DIVISION (continued) | | | | | | | | | | | TEHACHAPI DIVISION |
| | Reach 14C | | | Reach 15A | | | | Reach 16A | | | | Reach 17E |
| | Kern | | | | | Kern | | | | Kern | | Kern |
| Calendar Year | Municipal and Industrial | Agricultural | Metropolitan | AVEK | Dudley Ridge | Municipal and Industrial | Agricultural | AVEK | Dudley Ridge | Municipal and Industrial | Agricultural | Municipal and Industrial |
| | [140] | [141] | [142] | [143] | [144] | [145] | [146] | [147] | [148] | [149] | [150] | [151] |
| 1962 | 0 | 0 | 0 | 0 | 0 | 0 | 0 | 0 | 0 | 0 | 0 | 0 |
| 1963 | 0 | 0 | 0 | 0 | 0 | 0 | 0 | 0 | 0 | 0 | 0 | 0 |
| 1964 | 0 | 0 | 0 | 0 | 0 | 0 | 0 | 0 | 0 | 0 | 0 | 0 |
| 1965 | 0 | 0 | 0 | 0 | 0 | 0 | 0 | 0 | 0 | 0 | 0 | 0 |
| 1966 | 0 | 0 | 0 | 0 | 0 | 0 | 0 | 0 | 0 | 0 | 0 | 0 |
| 1967 | 0 | 0 | 0 | 0 | 0 | 0 | 0 | 0 | 0 | 0 | 0 | 0 |
| 1968 | 0 | 0 | 0 | 0 | 0 | 0 | 0 | 0 | 0 | 0 | 0 | 0 |
| 1969 | 0 | 0 | 0 | 0 | 0 | 0 | 0 | 0 | 0 | 0 | 0 | 0 |
| 1970 | 0 | 0 | 0 | 0 | 0 | 0 | 0 | 0 | 0 | 0 | 0 | 0 |
| 1971 | 0 | 24,187 | 0 | 0 | 0 | 0 | 3,552 | 0 | 0 | 0 | 0 | 0 |
| 1972 | 0 | 35,016 | 0 | 0 | 0 | 0 | 6,064 | 0 | 0 | 0 | 4,768 | 0 |
| 1973 | 0 | 19,043 | 0 | 0 | 0 | 0 | 19,916 | 0 | 0 | 0 | 1,961 | 0 |
| 1974 | 0 | 12,601 | 0 | 0 | 0 | 0 | 18,000 | 0 | 0 | 3,000 | 1,564 | 0 |
| 1975 | 0 | 12,783 | 0 | 0 | 0 | 0 | 35,420 | 0 | 0 | 3,200 | 9,867 | 0 |
| 1976 | 0 | 9,005 | 0 | 0 | 0 | 0 | 39,551 | 0 | 0 | 3,500 | 11,667 | 0 |
| 1977 | 0 | 3,757 | 0 | 0 | 0 | 0 | 6,158 | 0 | 0 | 3,420 | 685 | 0 |
| 1978 | 0 | 24,542 | 0 | 0 | 0 | 0 | 31,148 | 0 | 0 | 7,989 | 1,655 | 0 |
| 1979 | 0 | 22,372 | 0 | 0 | 0 | 0 | 38,602 | 0 | 0 | 2,813 | 15,808 | 0 |
| 1980 | 0 | 19,953 | 0 | 0 | 0 | 0 | 37,817 | 0 | 0 | 2,700 | 16,145 | 0 |
| 1981 | 7 | 18,729 | 0 | 0 | 0 | 0 | 39,033 | 0 | 0 | 2,636 | 18,156 | 0 |
| 1982 | 0 | 26,479 | 0 | 0 | 0 | 0 | 47,782 | 0 | 0 | 1,921 | 16,577 | 0 |
| 1983 | 0 | 26,613 | 0 | 0 | 0 | 0 | 37,426 | 0 | 0 | 1,400 | 17,907 | 0 |
| 1984 | 2 | 34,996 | 0 | 0 | 0 | 0 | 49,848 | 0 | 0 | 1,338 | 24,246 | 0 |
| 1985 | 0 | 31,758 | 0 | 0 | 0 | 0 | 44,078 | 0 | 0 | 1,309 | 16,820 | 0 |
| 1986 | 0 | 34,566 | 0 | 0 | 0 | 0 | 42,461 | 0 | 0 | 1,213 | 15,559 | 0 |
| 1987 | 10 | 31,019 | 0 | 0 | 0 | 0 | 34,748 | 0 | 0 | 1,665 | 10,170 | 0 |
| 1988 | 1 | 37,165 | 0 | 0 | 0 | 16 | 41,978 | 0 | 0 | 1,925 | 8,987 | 0 |
| 1989 | 5 | 37,800 | 0 | 0 | 0 | 2 | 43,239 | 0 | 0 | 2,668 | 8,649 | 0 |
| 1990 | 9 | 34,174 | 0 | 0 | 0 | 6 | 36,347 | 0 | 0 | 2,819 | 8,608 | 0 |
| 1991 | 0 | 0 | 0 | 0 | 0 | 0 | 0 | 2,000 | 0 | 2,588 | 343 | 0 |
| 1992 | 0 | 18,084 | 0 | 0 | 0 | 0 | 24,243 | 0 | 0 | 2,087 | 8,275 | 0 |
| 1993 | 0 | 28,103 | 0 | 0 | 0 | 0 | 27,997 | 0 | 0 | 2,494 | 9,167 | 0 |
| 1994 | 1,000 | 22,624 | 0 | 0 | 0 | 0 | 29,511 | 0 | 0 | 3,011 | 13,877 | 0 |
| 1995 | 0 | 31,285 | 0 | 0 | 0 | 0 | 26,134 | 0 | 0 | 3,188 | 15,042 | 0 |
| 1996 | 0 | 38,879 | 0 | 0 | 0 | 0 | 36,186 | 0 | 0 | 2,573 | 18,142 | 0 |
| 1997 | 0 | 33,512 | 0 | 0 | 0 | 0 | 36,281 | 0 | 0 | 3,997 | 17,048 | 0 |
| 1998 | 0 | 23,097 | 0 | 0 | 0 | 0 | 28,712 | 0 | 0 | 3,751 | 17,032 | 0 |
| 1999 | 0 | 31,489 | 0 | 0 | 0 | 0 | 36,801 | 0 | 0 | 3,316 | 24,071 | 0 |
| 2000 | 0 | 33,716 | 0 | 0 | 0 | 0 | 40,063 | 0 | 0 | 3,015 | 20,919 | 0 |
| 2001 | 0 | 23,557 | 0 | 0 | 0 | 0 | 31,192 | 0 | 0 | 1,894 | 13,476 | 0 |
| 2002 | 0 | 27,138 | 0 | 0 | 0 | 0 | 41,552 | 0 | 0 | 4,227 | 14,520 | 0 |
| 2003 | 0 | 24,783 | 12,911 | 0 | 0 | 0 | 36,602 | 0 | 0 | 1,168 | 16,799 | 0 |
| 2004 | 0 | 30,313 | 0 | 0 | 0 | 0 | 40,184 | 0 | 0 | 2,239 | 19,714 | 0 |
| 2005 | 0 | 21,979 | 0 | 0 | 0 | 0 | 39,870 | 0 | 0 | 167 | 18,353 | 0 |
| 2006 | 1,413 | 20,193 | 5,440 | 0 | 0 | 0 | 46,244 | 0 | 0 | 279 | 22,570 | 0 |
| 2007 | 0 | 24,947 | 1,881 | 0 | 0 | 0 | 47,390 | 0 | 0 | 204 | 26,229 | 0 |
| 2008 | 0 | 27,847 | 0 | 0 | 0 | 0 | 33,029 | 0 | 0 | 3,834 | 18,426 | 0 |
| 2009 | 0 | 27,185 | 0 | 0 | 0 | 0 | 26,007 | 0 | 0 | 1,531 | 19,517 | 0 |
| 2010 | 0 | 25,477 | 29,818 | 0 | 0 | 0 | 22,045 | 0 | 0 | 1,033 | 19,829 | 0 |
| 2011 | 0 | 27,061 | 27,326 | 0 | 0 | 0 | 42,158 | 0 | 0 | 3,808 | 17,957 | 0 |
| 2012 | 0 | 23,446 | 31,703 | 0 | 0 | 0 | 27,920 | 0 | 0 | 3,453 | 19,842 | 0 |
| 2013 | 0 | 25,004 | 6,592 | 0 | 0 | 0 | 28,147 | 0 | 0 | 148 | 21,311 | 4 |
| 2014 | 0 | 20,992 | 0 | 0 | 0 | 0 | 10,784 | 0 | 0 | 0 | 18,673 | 1 |
| 2015 | 0 | 17,267 | 0 | 0 | 0 | 0 | 10,202 | 0 | 0 | 2,407 | 16,214 | 0 |
| 2016 | 0 | 23,159 | 911 | 0 | 0 | 0 | 15,901 | 0 | 0 | 1,324 | 21,278 | 0 |
| 2017 | 0 | 28,487 | 19,176 | 0 | 0 | 0 | 45,572 | 0 | 0 | 2,249 | 24,558 | 0 |
| 2018 | 0 | 23,966 | 18,751 | 2,149 | 979 | 0 | 15,525 | 2,243 | 1,249 | 258 | 22,838 | 0 |
| 2019 | 0 | 6,485 | 0 | 0 | 0 | 0 | 15,211 | 0 | 0 | 4,968 | 9,672 | 0 |
| **2020** | **0** | **20,500** | **0** | **0** | **0** | **0** | **26,400** | **0** | **0** | **8,377** | **14,380** | **0** |
| 2021 | 0 | 20,500 | 0 | 0 | 0 | 0 | 26,400 | 0 | 0 | 8,377 | 14,380 | 0 |
| 2022 | 0 | 20,500 | 0 | 0 | 0 | 0 | 26,400 | 0 | 0 | 8,377 | 14,380 | 0 |
| 2023 | 0 | 20,500 | 0 | 0 | 0 | 0 | 26,400 | 0 | 0 | 8,377 | 14,380 | 0 |
| 2024 | 0 | 20,500 | 0 | 0 | 0 | 0 | 26,400 | 0 | 0 | 8,377 | 14,380 | 0 |
| 2025 | 0 | 20,500 | 0 | 0 | 0 | 0 | 26,400 | 0 | 0 | 8,377 | 14,380 | 0 |
| 2026 | 0 | 20,500 | 0 | 0 | 0 | 0 | 26,400 | 0 | 0 | 8,377 | 14,380 | 0 |
| 2027 | 0 | 20,500 | 0 | 0 | 0 | 0 | 26,400 | 0 | 0 | 8,377 | 14,380 | 0 |
| 2028 | 0 | 20,500 | 0 | 0 | 0 | 0 | 26,400 | 0 | 0 | 8,377 | 14,380 | 0 |
| 2029 | 0 | 20,500 | 0 | 0 | 0 | 0 | 26,400 | 0 | 0 | 8,377 | 14,380 | 0 |
| 2030 | 0 | 20,500 | 0 | 0 | 0 | 0 | 26,400 | 0 | 0 | 8,377 | 14,380 | 0 |
| 2031 | 0 | 20,500 | 0 | 0 | 0 | 0 | 26,400 | 0 | 0 | 8,377 | 14,380 | 0 |
| 2032 | 0 | 20,500 | 0 | 0 | 0 | 0 | 26,400 | 0 | 0 | 8,377 | 14,380 | 0 |
| 2033 | 0 | 20,500 | 0 | 0 | 0 | 0 | 26,400 | 0 | 0 | 8,377 | 14,380 | 0 |
| 2034 | 0 | 20,500 | 0 | 0 | 0 | 0 | 26,400 | 0 | 0 | 8,377 | 14,380 | 0 |
| 2035 | 0 | 20,500 | 0 | 0 | 0 | 0 | 26,400 | 0 | 0 | 8,377 | 14,380 | 0 |
| **TOTAL** | **2,447** | **1,534,633** | **154,509** | **2,149** | **979** | **24** | **1,937,031** | **4,243** | **1,249** | **244,759** | **945,571** | **5** |

## TABLE B-5A Annual Water Quantities Delivered from Each Aqueduct Reach to Each Contractor (acre-feet)4



| | CALIFORNIA AQUEDUCT (continued) | | | | | | | | | | |
|---|---|---|---|---|---|---|---|---|---|---|---|
| | MOJAVE DIVISION | | | | | | | | | | |
| | Reach 18A | Reach 19 | | | | | Reach 20A | | | | |
| Calendar Year | AVEK | AVEK | Metropolitan | Mojave | Santa Barbara | Santa Clara | AVEK | Metropolitan | Mojave | Palmdale | Santa Clara |
| | [152] | [153] | [154] | [155] | [156] | [157] | [158] | [159] | [160] | [161] | [162] |
| 1962 | 0 | 0 | 0 | 0 | 0 | 0 | 0 | 0 | 0 | 0 | 0 |
| 1963 | 0 | 0 | 0 | 0 | 0 | 0 | 0 | 0 | 0 | 0 | 0 |
| 1964 | 0 | 0 | 0 | 0 | 0 | 0 | 0 | 0 | 0 | 0 | 0 |
| 1965 | 0 | 0 | 0 | 0 | 0 | 0 | 0 | 0 | 0 | 0 | 0 |
| 1966 | 0 | 0 | 0 | 0 | 0 | 0 | 0 | 0 | 0 | 0 | 0 |
| 1967 | 0 | 0 | 0 | 0 | 0 | 0 | 0 | 0 | 0 | 0 | 0 |
| 1968 | 0 | 0 | 0 | 0 | 0 | 0 | 0 | 0 | 0 | 0 | 0 |
| 1969 | 0 | 0 | 0 | 0 | 0 | 0 | 0 | 0 | 0 | 0 | 0 |
| 1970 | 0 | 0 | 0 | 0 | 0 | 0 | 0 | 0 | 0 | 0 | 0 |
| 1971 | 0 | 0 | 0 | 0 | 0 | 0 | 0 | 0 | 0 | 0 | 0 |
| 1972 | 0 | 0 | 0 | 0 | 0 | 0 | 0 | 0 | 0 | 0 | 0 |
| 1973 | 0 | 0 | 0 | 0 | 0 | 0 | 0 | 0 | 0 | 0 | 0 |
| 1974 | 0 | 1,223 | 0 | 0 | 0 | 0 | 0 | 0 | 0 | 0 | 0 |
| 1975 | 0 | 7,622 | 0 | 0 | 0 | 0 | 420 | 0 | 0 | 0 | 0 |
| 1976 | 3,808 | 23,063 | 0 | 0 | 0 | 0 | 471 | 0 | 0 | 0 | 0 |
| 1977 | 1,231 | 8,927 | 0 | 0 | 0 | 0 | 773 | 0 | 0 | 0 | 0 |
| 1978 | 1,321 | 36,333 | 0 | 0 | 0 | 0 | 5,549 | 0 | 0 | 0 | 0 |
| 1979 | 2,098 | 49,910 | 0 | 0 | 0 | 0 | 7,555 | 0 | 0 | 0 | 0 |
| 1980 | 2,610 | 61,534 | 0 | 0 | 0 | 0 | 7,605 | 0 | 0 | 0 | 0 |
| 1981 | 2,340 | 65,690 | 0 | 0 | 0 | 0 | 10,333 | 0 | 0 | 0 | 0 |
| 1982 | 1,669 | 41,127 | 0 | 0 | 0 | 0 | 7,313 | 0 | 0 | 0 | 0 |
| 1983 | 43 | 26,377 | 0 | 0 | 0 | 0 | 6,253 | 0 | 0 | 0 | 0 |
| 1984 | 90 | 22,462 | 0 | 0 | 0 | 0 | 9,558 | 0 | 0 | 0 | 0 |
| 1985 | 8 | 23,440 | 0 | 0 | 0 | 0 | 11,613 | 0 | 0 | 1,510 | 0 |
| 1986 | 8 | 16,898 | 0 | 0 | 0 | 0 | 13,808 | 0 | 0 | 3,041 | 0 |
| 1987 | 0 | 15,958 | 0 | 0 | 0 | 0 | 15,493 | 0 | 0 | 2,389 | 0 |
| 1988 | 0 | 13,471 | 0 | 0 | 0 | 0 | 17,117 | 0 | 0 | 366 | 0 |
| 1989 | 0 | 18,007 | 0 | 0 | 0 | 0 | 23,481 | 0 | 0 | 381 | 0 |
| 1990 | 0 | 17,281 | 0 | 0 | 0 | 0 | 25,843 | 0 | 0 | 282 | 0 |
| 1991 | 0 | 728 | 0 | 0 | 0 | 0 | 4,282 | 0 | 1,391 | 84 | 0 |
| 1992 | 0 | 7,238 | 0 | 0 | 0 | 0 | 18,518 | 0 | 1,310 | 185 | 0 |
| 1993 | 0 | 13,340 | 0 | 0 | 0 | 0 | 23,662 | 0 | 1,514 | 164 | 0 |
| 1994 | 0 | 19,122 | 0 | 0 | 0 | 0 | 25,250 | 0 | 1,399 | 299 | 0 |
| 1995 | 0 | 20,222 | 0 | 0 | 0 | 0 | 22,385 | 0 | 1,227 | 328 | 0 |
| 1996 | 0 | 23,919 | 0 | 0 | 0 | 0 | 26,979 | 0 | 1,316 | 354 | 0 |
| 1997 | 0 | 28,834 | 0 | 64 | 0 | 0 | 27,999 | 0 | 1,272 | 313 | 0 |
| 1998 | 0 | 22,466 | 0 | 1,345 | 0 | 0 | 25,985 | 0 | 0 | 195 | 0 |
| 1999 | 0 | 30,944 | 0 | 1,439 | 0 | 0 | 32,409 | 0 | 0 | 377 | 0 |
| 2000 | 0 | 34,786 | 0 | 1,361 | 0 | 0 | 37,819 | 0 | 0 | 0 | 0 |
| 2001 | 0 | 24,370 | 0 | 1,385 | 0 | 0 | 33,216 | 0 | 0 | 0 | 0 |
| 2002 | 0 | 14,297 | 0 | 1,370 | 0 | 0 | 36,311 | 0 | 0 | 0 | 0 |
| 2003 | 0 | 12,145 | 0 | 1,285 | 0 | 0 | 39,532 | 0 | 0 | 0 | 0 |
| 2004 | 0 | 11,201 | 0 | 1,223 | 0 | 0 | 40,408 | 0 | 0 | 0 | 0 |
| 2005 | 11 | 11,804 | 0 | 1,051 | 0 | 0 | 41,496 | 0 | 0 | 0 | 0 |
| 2006 | 0 | 18,438 | 0 | 1,021 | 0 | 0 | 53,878 | 0 | 0 | 0 | 0 |
| 2007 | 0 | 22,916 | 0 | 1,176 | 0 | 0 | 47,639 | 0 | 0 | 0 | 0 |
| 2008 | 0 | 9,096 | 0 | 1,238 | 0 | 0 | 33,919 | 0 | 0 | 0 | 0 |
| 2009 | 0 | 5,717 | 0 | 1,345 | 0 | 0 | 35,402 | 0 | 0 | 0 | 0 |
| 2010 | 0 | 10,825 | 0 | 1,181 | 0 | 0 | 43,122 | 0 | 0 | 0 | 0 |
| 2011 | 0 | 55,707 | 0 | 2,184 | 0 | 0 | 35,543 | 0 | 0 | 0 | 0 |
| 2012 | 0 | 41,053 | 0 | 1,306 | 0 | 0 | 33,390 | 0 | 0 | 0 | 0 |
| 2013 | 16 | 13,414 | 0 | 1,095 | 0 | 0 | 33,507 | 0 | 0 | 0 | 0 |
| 2014 | 0 | 621 | 0 | 41 | 0 | 0 | 15,761 | 0 | 1,004 | 0 | 0 |
| 2015 | 0 | 0 | 0 | 0 | 0 | 0 | 12,447 | 0 | 1,023 | 0 | 0 |
| 2016 | 11 | 15,374 | 14 | 0 | 0 | 0 | 20,506 | 0 | 984 | 0 | 0 |
| 2017 | 318 | 66,255 | 7,526 | 71 | 5,781 | 2,000 | 19,123 | 2,500 | 858 | 0 | 5,500 |
| 2018 | 0 | 19,848 | 5,460 | 0 | 0 | 0 | 27,841 | 0 | 866 | 0 | 0 |
| 2019 | 0 | 22,015 | 0 | 0 | 0 | 0 | 33,254 | 0 | 761 | 186 | 0 |
| **2020** | **456** | **40,416** | **10,000** | **0** | **0** | **0** | **25,378** | **0** | **0** | **0** | **0** |
| 2021 | 501 | 44,340 | 10,000 | 0 | 0 | 0 | 19,200 | 0 | 0 | 0 | 0 |
| 2022 | 549 | 46,048 | 10,000 | 0 | 0 | 0 | 15,028 | 0 | 0 | 0 | 0 |
| 2023 | 606 | 41,842 | 10,000 | 0 | 0 | 0 | 16,504 | 0 | 0 | 0 | 0 |
| 2024 | 606 | 41,842 | 10,000 | 0 | 0 | 0 | 16,504 | 0 | 0 | 0 | 0 |
| 2025 | 606 | 41,842 | 10,000 | 0 | 0 | 0 | 16,504 | 0 | 0 | 0 | 0 |
| 2026 | 606 | 41,842 | 10,000 | 0 | 0 | 0 | 16,504 | 0 | 0 | 0 | 0 |
| 2027 | 606 | 41,842 | 10,000 | 0 | 0 | 0 | 16,504 | 0 | 0 | 0 | 0 |
| 2028 | 606 | 41,842 | 10,000 | 0 | 0 | 0 | 16,504 | 0 | 0 | 0 | 0 |
| 2029 | 606 | 41,842 | 10,000 | 0 | 0 | 0 | 16,504 | 0 | 0 | 0 | 0 |
| 2030 | 606 | 41,842 | 10,000 | 0 | 0 | 0 | 16,504 | 0 | 0 | 0 | 0 |
| 2031 | 606 | 41,842 | 10,000 | 0 | 0 | 0 | 16,504 | 0 | 0 | 0 | 0 |
| 2032 | 606 | 41,842 | 10,000 | 0 | 0 | 0 | 16,504 | 0 | 0 | 0 | 0 |
| 2033 | 606 | 41,842 | 10,000 | 0 | 0 | 0 | 16,504 | 0 | 0 | 0 | 0 |
| 2034 | 606 | 41,842 | 10,000 | 0 | 0 | 0 | 16,504 | 0 | 0 | 0 | 0 |
| 2035 | 606 | 41,842 | 10,000 | 0 | 0 | 0 | 16,504 | 0 | 0 | 0 | 0 |
| **TOTAL** | **24,966** | **1,700,768** | **173,000** | **21,181** | **5,781** | **2,000** | **1,318,926** | **2,500** | **14,925** | **10,454** | **5,500** |

## TABLE B-5A Annual Water Quantities Delivered from Each Aqueduct Reach to Each Contractor (acre-feet)



| | CALIFORNIA AQUEDUCT (continued) | | | | | | | | | | |
|---|---|---|---|---|---|---|---|---|---|---|---|
| | MOJAVE DIVISION (continued) | | | | | | | | | | |
| | Reach 20B | | | Reach 21 | | | Reach 22A | | Reach 22B | | |
| Calendar Year | AVEK | Littlerock | Palmdale | AVEK | Littlerock | Palmdale | AVEK | Littlerock | AVEK[e] | Coachella[f] | Desert[f] |
| | [163] | [164] | [165] | [166] | [167] | [168] | [169] | [170] | [171] | [172] | [173] |
| 1962 | 0 | 0 | 0 | 0 | 0 | 0 | 0 | 0 | 0 | 0 | 0 |
| 1963 | 0 | 0 | 0 | 0 | 0 | 0 | 0 | 0 | 0 | 0 | 0 |
| 1964 | 0 | 0 | 0 | 0 | 0 | 0 | 0 | 0 | 0 | 0 | 0 |
| 1965 | 0 | 0 | 0 | 0 | 0 | 0 | 0 | 0 | 0 | 0 | 0 |
| 1966 | 0 | 0 | 0 | 0 | 0 | 0 | 0 | 0 | 0 | 0 | 0 |
| 1967 | 0 | 0 | 0 | 0 | 0 | 0 | 0 | 0 | 0 | 0 | 0 |
| 1968 | 0 | 0 | 0 | 0 | 0 | 0 | 0 | 0 | 0 | 0 | 0 |
| 1969 | 0 | 0 | 0 | 0 | 0 | 0 | 0 | 0 | 0 | 0 | 0 |
| 1970 | 0 | 0 | 0 | 0 | 0 | 0 | 0 | 0 | 0 | 0 | 0 |
| 1971 | 0 | 0 | 0 | 0 | 0 | 0 | 0 | 0 | 0 | 0 | 0 |
| 1972 | 0 | 0 | 0 | 0 | 338 | 0 | 0 | 0 | 0 | 0 | 0 |
| 1973 | 0 | 0 | 0 | 0 | 290 | 0 | 0 | 0 | 0 | 5,800 | 9,000 |
| 1974 | 0 | 0 | 0 | 0 | 400 | 0 | 0 | 0 | 0 | 6,400 | 10,000 |
| 1975 | 0 | 0 | 0 | 0 | 520 | 0 | 0 | 0 | 0 | 7,000 | 11,000 |
| 1976 | 416 | 0 | 0 | 0 | 589 | 0 | 0 | 0 | 0 | 7,600 | 12,000 |
| 1977 | 271 | 0 | 0 | 0 | 111 | 0 | 0 | 0 | 0 | 0 | 0 |
| 1978 | 934 | 0 | 0 | 0 | 208 | 0 | 0 | 0 | 0 | 10,084 | 15,300 |
| 1979 | 930 | 0 | 0 | 0 | 133 | 0 | 0 | 0 | 0 | 10,063 | 15,000 |
| 1980 | 655 | 0 | 0 | 0 | 191 | 0 | 3 | 0 | 0 | 10,884 | 17,000 |
| 1981 | 966 | 0 | 0 | 0 | 1,270 | 0 | 46 | 0 | 0 | 12,105 | 19,000 |
| 1982 | 8 | 0 | 0 | 0 | 0 | 0 | 174 | 0 | 0 | 13,326 | 21,000 |
| 1983 | 20 | 0 | 0 | 0 | 38 | 0 | 268 | 0 | 0 | 14,547 | 23,000 |
| 1984 | 2 | 0 | 0 | 0 | 1 | 0 | 550 | 0 | 0 | 15,768 | 25,000 |
| 1985 | 217 | 0 | 32 | 0 | 0 | 16 | 1,786 | 0 | 0 | 16,989 | 27,000 |
| 1986 | 0 | 0 | 45 | 0 | 163 | 10 | 1,735 | 0 | 0 | 18,210 | 29,000 |
| 1987 | 151 | 0 | 1,624 | 0 | 1,080 | 1,366 | 2,273 | 5 | 214 | 19,431 | 31,500 |
| 1988 | 281 | 0 | 1,261 | 0 | 419 | 143 | 3,210 | 0 | 0 | 20,652 | 34,000 |
| 1989 | 112 | 0 | 7,848 | 0 | 971 | 780 | 3,591 | 0 | 89 | 21,873 | 36,500 |
| 1990 | 84 | 0 | 8,292 | 0 | 1,747 | 34 | 3,988 | 0 | 10 | 23,100 | 38,100 |
| 1991 | 131 | 0 | 3,830 | 0 | 522 | 0 | 2,427 | 0 | 0 | 6,930 | 11,430 |
| 1992 | 650 | 0 | 3,850 | 0 | 251 | 0 | 3,859 | 0 | 0 | 10,427 | 17,197 |
| 1993 | 996 | 0 | 7,597 | 0 | 734 | 0 | 5,098 | 0 | 0 | 0 | 0 |
| 1994 | 124 | 0 | 8,119 | 0 | 1,098 | 0 | 4,657 | 0 | 0 | 0 | 0 |
| 1995 | 0 | 0 | 6,633 | 0 | 480 | 0 | 4,679 | 0 | 0 | 0 | 0 |
| 1996 | 0 | 0 | 11,080 | 0 | 494 | 0 | 5,458 | 0 | 0 | 0 | 0 |
| 1997 | 0 | 0 | 11,548 | 0 | 444 | 0 | 5,549 | 0 | 0 | 0 | 0 |
| 1998 | 0 | 0 | 8,557 | 0 | 404 | 0 | 4,468 | 0 | 0 | 0 | 0 |
| 1999 | 36 | 0 | 12,901 | 0 | 342 | 0 | 5,684 | 0 | 0 | 0 | 0 |
| 2000 | 80 | 0 | 9,060 | 5,002 | 0 | 0 | 5,890 | 0 | 0 | 0 | 0 |
| 2001 | 282 | 0 | 10,427 | 0 | 0 | 0 | 4,989 | 0 | 0 | 0 | 0 |
| 2002 | 1,662 | 0 | 18,496 | 0 | 0 | 0 | 5,404 | 0 | 497 | 0 | 0 |
| 2003 | 2,289 | 0 | 11,547 | 0 | 0 | 0 | 6,063 | 0 | 0 | 0 | 0 |
| 2004 | 1,774 | 0 | 12,139 | 0 | 0 | 23 | 6,095 | 0 | 253 | 0 | 0 |
| 2005 | 1,336 | 0 | 11,678 | 0 | 0 | 34 | 5,184 | 0 | 0 | 0 | 0 |
| 2006 | 1,415 | 0 | 12,487 | 0 | 0 | 5 | 6,653 | 0 | 0 | 0 | 0 |
| 2007 | 1,349 | 0 | 19,609 | 0 | 0 | 25 | 7,711 | 0 | 588 | 0 | 0 |
| 2008 | 792 | 25 | 14,255 | 0 | 0 | 0 | 4,756 | 0 | 0 | 0 | 0 |
| 2009 | 366 | 42 | 15,339 | 0 | 0 | 0 | 4,185 | 0 | 0 | 0 | 0 |
| 2010 | 643 | 0 | 10,969 | 0 | 0 | 0 | 3,899 | 0 | 0 | 0 | 0 |
| 2011 | 507 | 0 | 9,881 | 0 | 0 | 0 | 2,289 | 0 | 0 | 0 | 0 |
| 2012 | 901 | 0 | 16,397 | 0 | 0 | 0 | 2,328 | 0 | 0 | 0 | 0 |
| 2013 | 693 | 0 | 10,567 | 0 | 0 | 0 | 3,227 | 0 | 118 | 0 | 0 |
| 2014 | 744 | 0 | 8,406 | 0 | 0 | 0 | 1,318 | 0 | 88 | 0 | 0 |
| 2015 | 447 | 0 | 5,836 | 0 | 0 | 0 | 1,298 | 0 | 116 | 0 | 0 |
| 2016 | 677 | 0 | 10,516 | 0 | 0 | 0 | 3,155 | 0 | 144 | 0 | 0 |
| 2017 | 1,204 | 0 | 13,858 | 0 | 0 | 0 | 2,231 | 0 | 0 | 0 | 0 |
| 2018 | 1,551 | 0 | 10,210 | 0 | 0 | 0 | 2,212 | 0 | 0 | 0 | 0 |
| 2019 | 1,175 | 0 | 16,398 | 0 | 0 | 0 | 2,745 | 0 | 2,000 | 0 | 0 |
| **2020** | **17,976** | **0** | **19,543** | **0** | **0** | **0** | **3,552** | **0** | **52** | **0** | **0** |
| 2021 | 19,772 | 0 | 19,543 | 0 | 0 | 0 | 3,912 | 0 | 60 | 0 | 0 |
| 2022 | 21,748 | 0 | 19,543 | 0 | 0 | 0 | 4,300 | 0 | 64 | 0 | 0 |
| 2023 | 23,924 | 0 | 19,543 | 0 | 0 | 0 | 4,728 | 0 | 76 | 0 | 0 |
| 2024 | 23,924 | 0 | 19,543 | 0 | 0 | 0 | 4,728 | 0 | 76 | 0 | 0 |
| 2025 | 23,924 | 0 | 19,543 | 0 | 0 | 0 | 4,728 | 0 | 76 | 0 | 0 |
| 2026 | 23,924 | 0 | 19,543 | 0 | 0 | 0 | 4,728 | 0 | 76 | 0 | 0 |
| 2027 | 23,924 | 0 | 19,543 | 0 | 0 | 0 | 4,728 | 0 | 76 | 0 | 0 |
| 2028 | 23,924 | 0 | 19,543 | 0 | 0 | 0 | 4,728 | 0 | 76 | 0 | 0 |
| 2029 | 23,924 | 0 | 19,543 | 0 | 0 | 0 | 4,728 | 0 | 76 | 0 | 0 |
| 2030 | 23,924 | 0 | 19,543 | 0 | 0 | 0 | 4,728 | 0 | 76 | 0 | 0 |
| 2031 | 23,924 | 0 | 19,543 | 0 | 0 | 0 | 4,728 | 0 | 76 | 0 | 0 |
| 2032 | 23,924 | 0 | 19,543 | 0 | 0 | 0 | 4,728 | 0 | 76 | 0 | 0 |
| 2033 | 23,924 | 0 | 19,543 | 0 | 0 | 0 | 4,728 | 0 | 76 | 0 | 0 |
| 2034 | 23,924 | 0 | 19,543 | 0 | 0 | 0 | 4,728 | 0 | 76 | 0 | 0 |
| 2035 | 23,924 | 0 | 19,543 | 0 | 0 | 0 | 4,728 | 0 | 76 | 0 | 0 |
| **TOTAL** | **397,379** | **67** | **653,980** | **5,002** | **13,238** | **2,436** | **214,363** | **5** | **5,281** | **251,189** | **402,027** |

[e] 1988 advance allocation.

[f] In accordance with the exchange agreement between the noted agencies, Metropolitan assumed responsibility for payment of variable OMP&R costs on the exchange water in reaches beyond Reach 22B, and Desert and Coachella for such costs from the Delta through Reach 22B. The adjustment in deliveries in Reach 22B provides for compliance with provisions for the repayment of costs under the agreement. In 1993 and after, the exchange takes place in Reach 26A.

## TABLE B-5A Annual Water Quantities Delivered from Each Aqueduct Reach to Each Contractor (acre-feet)



| | CALIFORNIA AQUEDUCT (continued) | | | | | | | | |
|---|---|---|---|---|---|---|---|---|---|
| | MOJAVE DIVISION (continued) | | | | | | | | |
| | Reach 22B (continued) | | | | Reach 23 | Reach 24 | | | |
| Calendar Year | Littlerock | Metropolitan | Mojave | Santa Barbara | Mojave | Crestline | Metropolitan[f] | Mojave | San Bernardino |
| | [174] | [175] | [176] | [177] | [178] | [179] | [180] | [181] | [182] |
| 1962 | 0 | 0 | 0 | 0 | 0 | 0 | 0 | 0 | 0 |
| 1963 | 0 | 0 | 0 | 0 | 0 | 0 | 0 | 0 | 0 |
| 1964 | 0 | 0 | 0 | 0 | 0 | 0 | 0 | 0 | 0 |
| 1965 | 0 | 0 | 0 | 0 | 0 | 0 | 0 | 0 | 0 |
| 1966 | 0 | 0 | 0 | 0 | 0 | 0 | 0 | 0 | 0 |
| 1967 | 0 | 0 | 0 | 0 | 0 | 0 | 0 | 0 | 0 |
| 1968 | 0 | 0 | 0 | 0 | 0 | 0 | 0 | 0 | 0 |
| 1969 | 0 | 0 | 0 | 0 | 0 | 0 | 0 | 0 | 0 |
| 1970 | 0 | 0 | 0 | 0 | 0 | 0 | 0 | 0 | 0 |
| 1971 | 0 | 0 | 0 | 0 | 0 | 0 | 0 | 0 | 0 |
| 1972 | 0 | 0 | 55 | 0 | 0 | 464 | 0 | 0 | 0 |
| 1973 | 0 | (14,800) | 0 | 0 | 0 | 389 | 0 | 0 | 0 |
| 1974 | 0 | (16,400) | 0 | 0 | 14 | 627 | 0 | 0 | 0 |
| 1975 | 0 | (18,000) | 0 | 0 | 0 | 825 | 0 | 0 | 0 |
| 1976 | 0 | (19,600) | 0 | 0 | 0 | 1,002 | 0 | 0 | 0 |
| 1977 | 0 | 0 | 22 | 0 | 58 | 1,109 | 0 | 0 | 0 |
| 1978 | 0 | (25,384) | 0 | 0 | 0 | 1,209 | 0 | 0 | 0 |
| 1979 | 0 | (25,063) | 4,000 | 0 | 0 | 1,260 | 0 | 0 | 0 |
| 1980 | 0 | (27,884) | 4,000 | 0 | 0 | 1,239 | 0 | 0 | 0 |
| 1981 | 0 | (31,105) | 4,000 | 0 | 0 | 1,485 | 0 | 0 | 0 |
| 1982 | 0 | (34,326) | 10,500 | 0 | 0 | 1,238 | 0 | 0 | 0 |
| 1983 | 0 | (37,547) | 0 | 0 | 0 | 911 | 0 | 0 | 0 |
| 1984 | 0 | (40,768) | 0 | 0 | 0 | 1,128 | 0 | 0 | 0 |
| 1985 | 0 | (43,989) | 0 | 0 | 0 | 1,422 | 0 | 0 | 0 |
| 1986 | 0 | (47,210) | 0 | 0 | 0 | 1,506 | 0 | 0 | 0 |
| 1987 | 0 | (50,931) | 17 | 0 | 0 | 1,849 | 0 | 0 | 0 |
| 1988 | 0 | (54,652) | 9 | 0 | 0 | 2,006 | 0 | 0 | 0 |
| 1989 | 0 | (58,373) | 0 | 0 | 200 | 2,170 | 0 | 0 | 0 |
| 1990 | 0 | (61,200) | 0 | 0 | 0 | 1,827 | 0 | 0 | 0 |
| 1991 | 0 | (18,360) | 0 | 0 | 0 | 849 | 0 | 2,032 | 0 |
| 1992 | 0 | (27,624) | 42 | 0 | 0 | 519 | 0 | 9,334 | 0 |
| 1993 | 0 | 0 | 0 | 0 | 0 | 439 | 0 | 10,000 | 0 |
| 1994 | 0 | 0 | 14,634 | 0 | 0 | 785 | 0 | 819 | 0 |
| 1995 | 0 | 0 | 7,495 | 0 | 0 | 409 | 0 | 0 | 0 |
| 1996 | 0 | 0 | 6,111 | 0 | 0 | 485 | 0 | 0 | 0 |
| 1997 | 0 | 0 | 9,038 | 0 | 0 | 651 | 0 | 0 | 0 |
| 1998 | 0 | 0 | 2,580 | 0 | 0 | 187 | 0 | 0 | 0 |
| 1999 | 0 | 0 | 6,705 | 0 | 0 | 1,132 | 0 | 0 | 0 |
| 2000 | 0 | 0 | 10,019 | 0 | 0 | 1,194 | 0 | 0 | 0 |
| 2001 | 0 | 0 | 3,048 | 0 | 0 | 1,057 | 0 | 0 | 0 |
| 2002 | 0 | 0 | 2,976 | 0 | 0 | 2,189 | 0 | 0 | 0 |
| 2003 | 0 | 7,625 | 13,150 | 0 | 0 | 1,563 | 17,249 | 0 | 0 |
| 2004 | 0 | 0 | 11,953 | 0 | 0 | 2,006 | 0 | 0 | 0 |
| 2005 | 0 | 5,942 | 12,169 | 0 | 0 | 807 | 14,058 | 341 | 0 |
| 2006 | 0 | 0 | 32,993 | 0 | 0 | 641 | 0 | 0 | 0 |
| 2007 | 0 | 0 | 27,684 | 0 | 0 | 1,768 | 0 | 17,249 | 710 |
| 2008 | 0 | 0 | 20,479 | 0 | 0 | 848 | 0 | 3,679 | 411 |
| 2009 | 0 | 0 | 20,214 | 0 | 0 | 894 | 0 | 7,488 | 149 |
| 2010 | 0 | 0 | 27,640 | 0 | 0 | 357 | 0 | 9,331 | 26 |
| 2011 | 0 | 30,907 | 2,915 | 0 | 0 | 474 | 14,141 | 0 | 31 |
| 2012 | 0 | 12,025 | 9,938 | 0 | 0 | 624 | 2,994 | 0 | 0 |
| 2013 | 0 | 0 | 5,888 | 0 | 0 | 1,368 | 0 | 500 | 0 |
| 2014 | 0 | 0 | 2,536 | 0 | 0 | 1,233 | 0 | 0 | 202 |
| 2015 | 0 | 0 | 7,807 | 0 | 0 | 1,253 | 0 | 0 | 0 |
| 2016 | 0 | 0 | 12,949 | 1,125 | 0 | 1,084 | 0 | 8,350 | 120 |
| 2017 | 0 | 0 | 23,020 | 0 | 0 | 881 | 0 | 10,866 | 219 |
| 2018 | 0 | 0 | 4,605 | 0 | 0 | 991 | 0 | 0 | 237 |
| 2019 | 35 | 0 | 15,339 | 0 | 0 | 1,832 | 0 | 0 | 190 |
| **2020** | **0** | **0** | **30,030** | **0** | **0** | **3,480** | **0** | **0** | **400** |
| 2021 | 0 | 0 | 30,030 | 0 | 0 | 3,480 | 0 | 0 | 400 |
| 2022 | 0 | 0 | 30,030 | 0 | 0 | 3,480 | 0 | 0 | 400 |
| 2023 | 0 | 0 | 30,030 | 0 | 0 | 3,480 | 0 | 0 | 400 |
| 2024 | 0 | 0 | 30,030 | 0 | 0 | 3,480 | 0 | 0 | 400 |
| 2025 | 0 | 0 | 30,030 | 0 | 0 | 3,480 | 0 | 0 | 400 |
| 2026 | 0 | 0 | 30,030 | 0 | 0 | 3,480 | 0 | 0 | 400 |
| 2027 | 0 | 0 | 30,030 | 0 | 0 | 3,480 | 0 | 0 | 400 |
| 2028 | 0 | 0 | 30,030 | 0 | 0 | 3,480 | 0 | 0 | 400 |
| 2029 | 0 | 0 | 30,030 | 0 | 0 | 3,480 | 0 | 0 | 400 |
| 2030 | 0 | 0 | 30,030 | 0 | 0 | 3,480 | 0 | 0 | 400 |
| 2031 | 0 | 0 | 30,030 | 0 | 0 | 3,480 | 0 | 0 | 400 |
| 2032 | 0 | 0 | 30,030 | 0 | 0 | 3,480 | 0 | 0 | 400 |
| 2033 | 0 | 0 | 30,030 | 0 | 0 | 3,480 | 0 | 0 | 400 |
| 2034 | 0 | 0 | 30,030 | 0 | 0 | 3,480 | 0 | 0 | 400 |
| 2035 | 0 | 0 | 30,030 | 0 | 0 | 3,480 | 0 | 0 | 400 |
| **TOTAL** | **35** | **(596,717)** | **817,010** | **1,125** | **272** | **107,866** | **48,442** | **79,989** | **8,695** |

[f] In accordance with the exchange agreement between the noted agencies, Metropolitan assumed responsibility for payment of variable OMP&R costs on the exchange water in reaches beyond Reach 22B, and Desert and Coachella for such costs from the Delta through Reach 22B. The adjustment in deliveries in Reach 22B provides for compliance with provisions for the repayment of costs under the agreement. In 1993 and after, the exchange takes place in Reach 26A.

## TABLE B-5A Annual Water Quantities Delivered from Each Aqueduct Reach to Each Contractor (acre-feet)



| Calendar Year | CALIFORNIA AQUEDUCT (continued) | | | | | | | | | |
|---|---|---|---|---|---|---|---|---|---|---|
| | SANTA ANA DIVISION (continued) | | | | | | | | | |
| | Reach 26A | | | | | Reach 28G | Reach 28H | | | Reach 28J |
| | Coachella[f] | Desert[f] | Metropolitan[f] | San Bernardino[g] | San Gabriel | Metropolitan | Coachella | Desert | Metropolitan | Coachella |
| | [183] | [184] | [185] | [186] | [187] | [188] | [189] | [190] | [191] | [192] |
| 1962 | 0 | 0 | 0 | 0 | 0 | 0 | 0 | 0 | 0 | 0 |
| 1963 | 0 | 0 | 0 | 0 | 0 | 0 | 0 | 0 | 0 | 0 |
| 1964 | 0 | 0 | 0 | 0 | 0 | 0 | 0 | 0 | 0 | 0 |
| 1965 | 0 | 0 | 0 | 0 | 0 | 0 | 0 | 0 | 0 | 0 |
| 1966 | 0 | 0 | 0 | 0 | 0 | 0 | 0 | 0 | 0 | 0 |
| 1967 | 0 | 0 | 0 | 0 | 0 | 0 | 0 | 0 | 0 | 0 |
| 1968 | 0 | 0 | 0 | 0 | 0 | 0 | 0 | 0 | 0 | 0 |
| 1969 | 0 | 0 | 0 | 0 | 0 | 0 | 0 | 0 | 0 | 0 |
| 1970 | 0 | 0 | 0 | 0 | 0 | 0 | 0 | 0 | 0 | 0 |
| 1971 | 0 | 0 | 0 | 0 | 0 | 0 | 0 | 0 | 0 | 0 |
| 1972 | 0 | 0 | 0 | 1,275 | 0 | 0 | 0 | 0 | 0 | 0 |
| 1973 | 0 | 0 | 444 | 32,426 | 0 | 18,942 | 0 | 0 | 0 | 0 |
| 1974 | 0 | 0 | 84,981 | 16,605 | 612 | 0 | 0 | 0 | 0 | 0 |
| 1975 | 0 | 0 | 169,960 | 13,865 | 5,450 | 0 | 0 | 0 | 0 | 0 |
| 1976 | 0 | 0 | 215,312 | 12,273 | 6,071 | 0 | 0 | 0 | 55 | 0 |
| 1977 | 0 | 0 | 64,823 | 24,833 | 8,996 | 0 | 0 | 0 | 43 | 0 |
| 1978 | 0 | 0 | 297,708 | 4,055 | 7,771 | 0 | 0 | 0 | 48 | 0 |
| 1979 | 0 | 0 | 260,903 | 18 | 290 | 0 | 0 | 0 | 1,290 | 0 |
| 1980 | 0 | 0 | 300,345 | 0 | 1,085 | 0 | 0 | 0 | 3,013 | 0 |
| 1981 | 0 | 0 | 395,678 | 16,021 | 3,619 | 0 | 0 | 0 | 4,365 | 0 |
| 1982 | 0 | 0 | 214,566 | 8,409 | 12,599 | 0 | 0 | 0 | 3,961 | 0 |
| 1983 | 0 | 0 | 175,288 | 5,994 | 734 | 0 | 0 | 0 | 6,645 | 0 |
| 1984 | 0 | 0 | 122,311 | 5,556 | 7,656 | 0 | 0 | 0 | 109,743 | 0 |
| 1985 | 0 | 0 | 147,599 | 7,390 | 5,028 | 0 | 0 | 0 | 182,781 | 0 |
| 1986 | 0 | 0 | 215,265 | 6,421 | 9,454 | 0 | 0 | 0 | 131,439 | 0 |
| 1987 | 0 | 0 | 175,012 | 18,751 | 10,630 | 0 | 0 | 0 | 144,743 | 0 |
| 1988 | 0 | 0 | 247,101 | 21,386 | 8,948 | 0 | 0 | 0 | 199,641 | 0 |
| 1989 | 0 | 0 | 326,217 | 20,782 | 12,839 | 0 | 0 | 0 | 247,430 | 0 |
| 1990 | 0 | 0 | 399,387 | 18,831 | 16,649 | 0 | 0 | 0 | 257,796 | 0 |
| 1991 | 0 | 0 | 107,182 | 3,661 | 5,399 | 0 | 0 | 0 | 38,832 | 0 |
| 1992 | 0 | 0 | 219,524 | 3,358 | 7,908 | 0 | 0 | 0 | 85,341 | 0 |
| 1993 | 23,100 | 38,100 | 98,291 | 4,361 | 14,397 | 0 | 0 | 0 | 61,841 | 0 |
| 1994 | 14,102 | 23,257 | 192,979 | 9,135 | 15,230 | 0 | 0 | 0 | 134,262 | 0 |
| 1995 | 23,100 | 38,100 | 107,299 | 696 | 12,922 | 0 | 0 | 0 | 117,762 | 0 |
| 1996 | 62,219 | 102,622 | 73,438 | 6,064 | 15,989 | 0 | 0 | 0 | 144,906 | 0 |
| 1997 | 58,100 | 53,100 | 157,215 | 9,654 | 18,175 | 0 | 0 | 0 | 107,853 | 0 |
| 1998 | 78,100 | 58,100 | 36,770 | 1,878 | 9,310 | 0 | 6,582 | 7,708 | 77,473 | 1,027 |
| 1999 | 50,480 | 58,100 | 139,752 | 12,874 | 21,729 | 0 | 0 | 0 | 206,689 | 0 |
| 2000 | 42,323 | 58,234 | 326,647 | 0 | 15,140 | 0 | 0 | 0 | 379,713 | 0 |
| 2001 | 9,100 | 15,010 | 284,007 | 0 | 2,360 | 0 | 0 | 0 | 260,984 | 0 |
| 2002 | 16,755 | 27,640 | 301,700 | 26,399 | 24,851 | 0 | 0 | 0 | 340,635 | 0 |
| 2003 | 14,443 | 23,819 | 464,719 | 5,000 | 21,934 | 0 | 0 | 0 | 246,485 | 0 |
| 2004 | 15,465 | 21,190 | 428,316 | 40,000 | 12,541 | 0 | 0 | 0 | 357,995 | 0 |
| 2005 | 34,356 | 49,089 | 361,976 | 15,834 | 13,984 | 0 | 0 | 0 | 242,245 | 0 |
| 2006 | 121,100 | 50,000 | 404,594 | 20,000 | 16,284 | 0 | 0 | 0 | 342,734 | 0 |
| 2007 | 66,007 | 27,253 | 370,971 | 10,022 | 4,024 | 0 | 7,221 | 2,981 | 271,874 | 0 |
| 2008 | 40,171 | 24,643 | 210,520 | 187 | 7,212 | 0 | 6,620 | 1,785 | 175,460 | 0 |
| 2009 | 45,074 | 17,872 | 138,216 | 0 | 11,520 | 0 | 948 | 391 | 126,265 | 0 |
| 2010 | 53,866 | 18,398 | 463,654 | 20,008 | 19,180 | 0 | 30,415 | 12,257 | 129,145 | 1,311 |
| 2011 | 84,566 | 34,076 | 610,454 | 368 | 23,591 | 0 | 5,713 | 2,303 | 213,215 | 0 |
| 2012 | 98,793 | 33,806 | 362,047 | 50,723 | 22,058 | 0 | 16,575 | 8,266 | 86,266 | 2,219 |
| 2013 | 33,551 | 17,611 | 234,576 | 1,120 | 9,252 | 0 | 28,232 | 3,180 | 45,039 | 4,756 |
| 2014 | 9,966 | 3,049 | 95,402 | 1,345 | 1,200 | 0 | 1,103 | 0 | 0 | 1,801 |
| 2015 | 26,600 | 67 | 110,774 | 2,100 | 5,760 | 0 | 10,996 | 9,611 | 25,883 | 0 |
| 2016 | 59,654 | 21,893 | 427,649 | 3,974 | 16,088 | 0 | 9,768 | 0 | 72,825 | 0 |
| 2017 | 67,648 | 26,819 | 721,554 | 2,560 | 22,056 | 0 | 4,301 | 0 | 285,400 | 11,959 |
| 2018 | 112,282 | 47,746 | 176,825 | 3,654 | 17,055 | 0 | 24,386 | 0 | 135,252 | 2,421 |
| 2019 | 44,087 | 13,937 | 588,121 | 356 | 19,708 | 0 | 0 | 0 | 224,671 | 0 |
| **2020** | **83,010** | **33,450** | **260,893** | **0** | **17,280** | **0** | **0** | **0** | **303,009** | **0** |
| 2021 | 83,010 | 33,450 | 260,893 | 0 | 17,280 | 0 | 0 | 0 | 303,009 | 0 |
| 2022 | 83,010 | 33,450 | 260,893 | 0 | 17,280 | 0 | 0 | 0 | 303,009 | 0 |
| 2023 | 83,010 | 33,450 | 260,893 | 0 | 17,280 | 0 | 0 | 0 | 303,009 | 0 |
| 2024 | 83,010 | 33,450 | 260,893 | 0 | 17,280 | 0 | 0 | 0 | 303,009 | 0 |
| 2025 | 83,010 | 33,450 | 260,893 | 0 | 17,280 | 0 | 0 | 0 | 303,009 | 0 |
| 2026 | 83,010 | 33,450 | 260,893 | 0 | 17,280 | 0 | 0 | 0 | 303,009 | 0 |
| 2027 | 83,010 | 33,450 | 260,893 | 0 | 17,280 | 0 | 0 | 0 | 303,009 | 0 |
| 2028 | 83,010 | 33,450 | 260,893 | 0 | 17,280 | 0 | 0 | 0 | 303,009 | 0 |
| 2029 | 83,010 | 33,450 | 260,893 | 0 | 17,280 | 0 | 0 | 0 | 303,009 | 0 |
| 2030 | 83,010 | 33,450 | 260,893 | 0 | 17,280 | 0 | 0 | 0 | 303,009 | 0 |
| 2031 | 83,010 | 33,450 | 260,893 | 0 | 17,280 | 0 | 0 | 0 | 303,009 | 0 |
| 2032 | 83,010 | 33,450 | 260,893 | 0 | 17,280 | 0 | 0 | 0 | 303,009 | 0 |
| 2033 | 83,010 | 33,450 | 260,893 | 0 | 17,280 | 0 | 0 | 0 | 303,009 | 0 |
| 2034 | 83,010 | 33,450 | 260,893 | 0 | 17,280 | 0 | 0 | 0 | 303,009 | 0 |
| 2035 | 83,010 | 33,450 | 260,893 | 0 | 17,280 | 0 | 0 | 0 | 303,009 | 0 |
| **TOTAL** | **2,633,168** | **1,438,731** | **16,202,360** | **490,222** | **801,768** | **18,942** | **152,860** | **48,482** | **11,078,182** | **25,494** |

[f] In accordance with the exchange agreement between the noted agencies, Metropolitan assumed responsibility for payment of variable OMP&R costs on the exchange water in reaches beyond Reach 22B, and Desert and Coachella for such costs from the Delta through Reach 22B. The adjustment in deliveries in Reach 22B provides for compliance with provisions for the repayment of costs under the agreement. In 1993 and after, the exchange takes place in Reach 26A.

[g] Includes 1,650 acre-feet recaptured from groundwater storage in 1982, 10,000 acre-feet in 1987, and 8,749 acre-feet in 1988. This water was stored under DWR's Ground Water Demonstration Program.

## TABLE B-5A Annual Water Quantities Delivered from Each Aqueduct Reach to Each Contractor (acre-feet)



| | CALIFORNIA AQUEDUCT (continued) | | | | | | | | |
|---|---|---|---|---|---|---|---|---|---|
| | SANTA ANA DIVISION (continued) | | | | | | | | |
| | Reach 28J | | Reach EBX1 | | | REACH EBX2C | Reach EBX3A | Reach EBX4B-G | Reach EBX4B |
| Calendar Year | Desert | Metropolitan | Coachella | Metropolitan | San Bernardino | San Bernardino | San Bernardino | San Gorgonio | San Gorgonio |
| | [193] | [194] | [195] | [196] | [197] | [198] | [199] | [200] | [201] |
| 1962 | 0 | 0 | 0 | 0 | 0 | 0 | 0 | 0 | 0 |
| 1963 | 0 | 0 | 0 | 0 | 0 | 0 | 0 | 0 | 0 |
| 1964 | 0 | 0 | 0 | 0 | 0 | 0 | 0 | 0 | 0 |
| 1965 | 0 | 0 | 0 | 0 | 0 | 0 | 0 | 0 | 0 |
| 1966 | 0 | 0 | 0 | 0 | 0 | 0 | 0 | 0 | 0 |
| 1967 | 0 | 0 | 0 | 0 | 0 | 0 | 0 | 0 | 0 |
| 1968 | 0 | 0 | 0 | 0 | 0 | 0 | 0 | 0 | 0 |
| 1969 | 0 | 0 | 0 | 0 | 0 | 0 | 0 | 0 | 0 |
| 1970 | 0 | 0 | 0 | 0 | 0 | 0 | 0 | 0 | 0 |
| 1971 | 0 | 0 | 0 | 0 | 0 | 0 | 0 | 0 | 0 |
| 1972 | 0 | 0 | 0 | 0 | 0 | 0 | 0 | 0 | 0 |
| 1973 | 0 | 0 | 0 | 0 | 0 | 0 | 0 | 0 | 0 |
| 1974 | 0 | 0 | 0 | 0 | 0 | 0 | 0 | 0 | 0 |
| 1975 | 0 | 251 | 0 | 0 | 0 | 0 | 0 | 0 | 0 |
| 1976 | 0 | 2,000 | 0 | 0 | 0 | 0 | 0 | 0 | 0 |
| 1977 | 0 | 2,442 | 0 | 0 | 0 | 0 | 0 | 0 | 0 |
| 1978 | 0 | 64,054 | 0 | 0 | 0 | 0 | 0 | 0 | 0 |
| 1979 | 0 | 94,353 | 0 | 0 | 0 | 0 | 0 | 0 | 0 |
| 1980 | 0 | 91,532 | 0 | 0 | 0 | 0 | 0 | 0 | 0 |
| 1981 | 0 | 149,405 | 0 | 0 | 0 | 0 | 0 | 0 | 0 |
| 1982 | 0 | 155,629 | 0 | 0 | 0 | 0 | 0 | 0 | 0 |
| 1983 | 0 | 41,616 | 0 | 0 | 0 | 0 | 0 | 0 | 0 |
| 1984 | 0 | 5,672 | 0 | 0 | 0 | 0 | 0 | 0 | 0 |
| 1985 | 0 | 6,538 | 0 | 0 | 0 | 0 | 0 | 0 | 0 |
| 1986 | 0 | 30,071 | 0 | 0 | 0 | 0 | 0 | 0 | 0 |
| 1987 | 0 | 26,315 | 0 | 0 | 0 | 0 | 0 | 0 | 0 |
| 1988 | 0 | 22,209 | 0 | 0 | 0 | 0 | 0 | 0 | 0 |
| 1989 | 0 | 51,462 | 0 | 0 | 0 | 0 | 0 | 0 | 0 |
| 1990 | 0 | 36,060 | 0 | 0 | 0 | 0 | 0 | 0 | 0 |
| 1991 | 0 | 5,958 | 0 | 0 | 0 | 0 | 0 | 0 | 0 |
| 1992 | 0 | 12,223 | 0 | 0 | 0 | 0 | 0 | 0 | 0 |
| 1993 | 0 | 4,588 | 0 | 0 | 0 | 0 | 0 | 0 | 0 |
| 1994 | 0 | 4,725 | 0 | 0 | 0 | 0 | 0 | 0 | 0 |
| 1995 | 0 | 21,099 | 0 | 0 | 0 | 0 | 0 | 0 | 0 |
| 1996 | 0 | 12,418 | 0 | 0 | 0 | 0 | 0 | 0 | 0 |
| 1997 | 0 | 47,777 | 0 | 0 | 0 | 0 | 0 | 0 | 0 |
| 1998 | 4,839 | 50,411 | 0 | 0 | 0 | 0 | 0 | 0 | 0 |
| 1999 | 0 | 8,163 | 0 | 0 | 0 | 0 | 0 | 0 | 0 |
| 2000 | 0 | 7,864 | 0 | 5,466 | 18,399 | 0 | 0 | 0 | 0 |
| 2001 | 0 | 33,414 | 0 | 0 | 26,488 | 0 | 0 | 0 | 0 |
| 2002 | 0 | 41,552 | 0 | 1,427 | 37,069 | 0 | 0 | 0 | 0 |
| 2003 | 0 | 50,776 | 0 | 74,496 | 16,703 | 1,793 | 2,617 | 0 | 116 |
| 2004 | 0 | 20,437 | 0 | 120,338 | 13,229 | 1,430 | 2,371 | 0 | 841 |
| 2005 | 0 | 114,499 | 8,163 | 153,700 | 12,715 | 966 | 2,035 | 0 | 692 |
| 2006 | 0 | 32,242 | 0 | 147,432 | 11,832 | 885 | 2,614 | 3,471 | 807 |
| 2007 | 0 | 48,923 | 0 | 94,208 | 38,151 | 3,130 | 5,103 | 3,758 | 177 |
| 2008 | 0 | 10,432 | 0 | 16,745 | 25,038 | 686 | 8,823 | 3,863 | 1,042 |
| 2009 | 0 | 5,849 | 0 | 18,314 | 25,041 | 4,090 | 10,066 | 4,499 | 1,898 |
| 2010 | 528 | 65,439 | 0 | 0 | 19,190 | 617 | 9,538 | 2,555 | 5,685 |
| 2011 | 0 | 51,638 | 0 | 0 | 19,578 | 699 | 9,384 | 1,213 | 9,290 |
| 2012 | 3,029 | 36,875 | 0 | 0 | 27,534 | 3,177 | 9,604 | 0 | 11,010 |
| 2013 | 0 | 40,494 | 0 | 0 | 19,850 | 3,034 | 8,081 | 0 | 9,445 |
| 2014 | 0 | 998 | 0 | 0 | 4,610 | 375 | 4,424 | 0 | 5,044 |
| 2015 | 1,539 | 977 | 0 | 0 | 15,970 | 382 | 5,928 | 0 | 3,481 |
| 2016 | 0 | 30,785 | 0 | 0 | 46,122 | 3,649 | 8,431 | 0 | 10,816 |
| 2017 | 4,817 | 59,375 | 0 | 0 | 52,218 | 6,682 | 16,817 | 0 | 14,946 |
| 2018 | 0 | 13,336 | 0 | 0 | 26,108 | 4,241 | 9,730 | 0 | 12,622 |
| 2019 | 0 | 26,481 | 0 | 0 | 66,430 | 5,798 | 3,487 | 0 | 9,715 |
| **2020** | **0** | **0** | **0** | **0** | **61,160** | **0** | **0** | **0** | **10,380** |
| 2021 | 0 | 0 | 0 | 0 | 61,160 | 0 | 0 | 0 | 10,380 |
| 2022 | 0 | 0 | 0 | 0 | 61,160 | 0 | 0 | 0 | 10,380 |
| 2023 | 0 | 0 | 0 | 0 | 61,160 | 0 | 0 | 0 | 10,380 |
| 2024 | 0 | 0 | 0 | 0 | 61,160 | 0 | 0 | 0 | 10,380 |
| 2025 | 0 | 0 | 0 | 0 | 61,160 | 0 | 0 | 0 | 10,380 |
| 2026 | 0 | 0 | 0 | 0 | 61,160 | 0 | 0 | 0 | 10,380 |
| 2027 | 0 | 0 | 0 | 0 | 61,160 | 0 | 0 | 0 | 10,380 |
| 2028 | 0 | 0 | 0 | 0 | 61,160 | 0 | 0 | 0 | 10,380 |
| 2029 | 0 | 0 | 0 | 0 | 61,160 | 0 | 0 | 0 | 10,380 |
| 2030 | 0 | 0 | 0 | 0 | 61,160 | 0 | 0 | 0 | 10,380 |
| 2031 | 0 | 0 | 0 | 0 | 61,160 | 0 | 0 | 0 | 10,380 |
| 2032 | 0 | 0 | 0 | 0 | 61,160 | 0 | 0 | 0 | 10,380 |
| 2033 | 0 | 0 | 0 | 0 | 61,160 | 0 | 0 | 0 | 10,380 |
| 2034 | 0 | 0 | 0 | 0 | 61,160 | 0 | 0 | 0 | 10,380 |
| 2035 | 0 | 0 | 0 | 0 | 61,160 | 0 | 0 | 0 | 10,380 |
| **TOTAL** | **14,752** | **1,639,357** | **8,163** | **632,126** | **1,500,835** | **41,634** | **119,053** | **19,359** | **263,707** |

## TABLE B-5A Annual Water Quantities Delivered from Each Aqueduct Reach to Each Contractor (acre-feet)



| | CALIFORNIA AQUEDUCT (continued) | | | | | | |
|---|---|---|---|---|---|---|---|
| | WEST BRANCH | | | | | | |
| | Reach 29A | Reach 29F | Reach 29H | | Reach 30 | | |
| Calendar Year | AVEK | AVEK | Santa Clarita[d] | Ventura | Coachella | Desert | Metropolitan[h] |
| | [202] | [203] | [204] | [205] | [206] | [207] | [208] |
| 1962 | 0 | 0 | 0 | 0 | 0 | 0 | 0 |
| 1963 | 0 | 0 | 0 | 0 | 0 | 0 | 0 |
| 1964 | 0 | 0 | 0 | 0 | 0 | 0 | 0 |
| 1965 | 0 | 0 | 0 | 0 | 0 | 0 | 0 |
| 1966 | 0 | 0 | 0 | 0 | 0 | 0 | 0 |
| 1967 | 0 | 0 | 0 | 0 | 0 | 0 | 0 |
| 1968 | 0 | 0 | 0 | 0 | 0 | 0 | 0 |
| 1969 | 0 | 0 | 0 | 0 | 0 | 0 | 0 |
| 1970 | 0 | 0 | 0 | 0 | 0 | 0 | 0 |
| 1971 | 0 | 0 | 0 | 0 | 0 | 0 | 0 |
| 1972 | 0 | 53 | 0 | 0 | 0 | 0 | 71,938 |
| 1973 | 0 | 20 | 0 | 0 | 0 | 0 | 155,297 |
| 1974 | 0 | 36 | 0 | 0 | 0 | 0 | 209,136 |
| 1975 | 0 | 26 | 0 | 0 | 0 | 0 | 374,280 |
| 1976 | 0 | 24 | 0 | 0 | 0 | 0 | 420,684 |
| 1977 | 0 | 0 | 0 | 0 | 0 | 0 | 122,447 |
| 1978 | 0 | 0 | 0 | 0 | 0 | 0 | 171,139 |
| 1979 | 0 | 0 | 0 | 0 | 0 | 0 | 145,591 |
| 1980 | 0 | 0 | 0 | 0 | 0 | 0 | 164,721 |
| 1981 | 0 | 0 | 0 | 0 | 0 | 0 | 277,503 |
| 1982 | 0 | 0 | 0 | 0 | 0 | 0 | 351,362 |
| 1983 | 0 | 0 | 0 | 0 | 0 | 0 | 157,519 |
| 1984 | 0 | 0 | 0 | 0 | 0 | 0 | 260,624 |
| 1985 | 0 | 0 | 0 | 0 | 0 | 0 | 390,696 |
| 1986 | 0 | 0 | 0 | 0 | 0 | 0 | 379,275 |
| 1987 | 0 | 0 | 0 | 0 | 0 | 0 | 417,285 |
| 1988 | 0 | 0 | 0 | 0 | 0 | 0 | 488,265 |
| 1989 | 0 | 0 | 0 | 0 | 0 | 0 | 589,962 |
| 1990 | 0 | 0 | 0 | 4,836 | 0 | 0 | 764,380 |
| 1991 | 0 | 0 | 0 | 988 | 0 | 0 | 257,835 |
| 1992 | 0 | 0 | 0 | 0 | 0 | 0 | 420,849 |
| 1993 | 0 | 6 | 0 | 0 | 0 | 0 | 437,470 |
| 1994 | 0 | 0 | 0 | 0 | 0 | 0 | 475,900 |
| 1995 | 0 | 0 | 0 | 0 | 0 | 0 | 139,882 |
| 1996 | 0 | 0 | 0 | 0 | 0 | 0 | 267,618 |
| 1997 | 0 | 11 | 0 | 0 | 10,240 | 16,890 | 271,379 |
| 1998 | 0 | 7 | 0 | 0 | 0 | 0 | 187,277 |
| 1999 | 0 | 0 | 0 | 0 | 0 | 0 | 327,001 |
| 2000 | 0 | 0 | 0 | 2,200 | 0 | 0 | 632,991 |
| 2001 | 0 | 0 | 0 | 0 | 0 | 0 | 444,764 |
| 2002 | 0 | 0 | 0 | 3,148 | 0 | 0 | 723,605 |
| 2003 | 0 | 0 | 6,768 | 3,150 | 0 | 0 | 678,964 |
| 2004 | 0 | 0 | 0 | 4,047 | 0 | 0 | 797,294 |
| 2005 | 0 | 0 | 0 | 0 | 0 | 0 | 538,839 |
| 2006 | 0 | 0 | 0 | 0 | 0 | 0 | 574,679 |
| 2007 | 0 | 0 | 0 | 1,890 | 0 | 0 | 711,831 |
| 2008 | 0 | 0 | 0 | 1,980 | 0 | 0 | 485,156 |
| 2009 | 0 | 0 | 0 | 3,150 | 0 | 0 | 589,294 |
| 2010 | 0 | 0 | 0 | 3,150 | 0 | 0 | 376,877 |
| 2011 | 0 | 0 | 0 | 2,520 | 0 | 0 | 375,921 |
| 2012 | 0 | 24 | 0 | 3,150 | 0 | 0 | 553,244 |
| 2013 | 0 | 47 | 0 | 2,242 | 0 | 0 | 565,849 |
| 2014 | 0 | 0 | 0 | 0 | 0 | 0 | 275,992 |
| 2015 | 0 | 0 | 0 | 630 | 0 | 0 | 435,892 |
| 2016 | 0 | 0 | 0 | 1,890 | 0 | 0 | 509,583 |
| 2017 | 510 | 0 | 0 | 2,678 | 0 | 0 | 354,401 |
| 2018 | 0 | 0 | 0 | 0 | 0 | 0 | 326,408 |
| 2019 | 0 | 0 | 0 | 17,211 | 0 | 0 | 350,423 |
| **2020** | **456** | **0** | **0** | **1,890** | **0** | **0** | **482,998** |
| 2021 | 501 | 0 | 0 | 1,890 | 0 | 0 | 482,998 |
| 2022 | 549 | 0 | 0 | 1,890 | 0 | 0 | 482,998 |
| 2023 | 606 | 0 | 0 | 1,890 | 0 | 0 | 482,998 |
| 2024 | 606 | 0 | 0 | 1,890 | 0 | 0 | 482,998 |
| 2025 | 606 | 0 | 0 | 1,890 | 0 | 0 | 482,998 |
| 2026 | 606 | 0 | 0 | 1,890 | 0 | 0 | 482,998 |
| 2027 | 606 | 0 | 0 | 1,890 | 0 | 0 | 482,998 |
| 2028 | 606 | 0 | 0 | 1,890 | 0 | 0 | 482,998 |
| 2029 | 606 | 0 | 0 | 1,890 | 0 | 0 | 482,998 |
| 2030 | 606 | 0 | 0 | 1,890 | 0 | 0 | 482,998 |
| 2031 | 606 | 0 | 0 | 1,890 | 0 | 0 | 482,998 |
| 2032 | 606 | 0 | 0 | 1,890 | 0 | 0 | 482,998 |
| 2033 | 606 | 0 | 0 | 1,890 | 0 | 0 | 482,998 |
| 2034 | 606 | 0 | 0 | 1,890 | 0 | 0 | 482,998 |
| 2035 | 606 | 0 | 0 | 1,890 | 0 | 0 | 482,998 |
| **TOTAL** | **9,894** | **254** | **6,768** | **89,100** | **10,240** | **16,890** | **26,727,290** |

[d] Castaic Lake Water Agency's SWP Water Supply Contract was transferred to Santa Clarita Valley Water Agency effective November 2, 2018.

[h] Deliveries exclude 6,171 acre-feet of 1982 exchange water.

## TABLE B-5A Annual Water Quantities Delivered from Each Aqueduct Reach to Each Contractor (acre-feet)



| Calendar Year | CALIFORNIA AQUEDUCT (continued) | | | | | | | | |
|---|---|---|---|---|---|---|---|---|---|
| | WEST BRANCH (continued) | | | | COASTAL BRANCH | | | | |
| | Reach 30 (continued) | | | | Reach 31A | | | | |
| | | | | | | | Kern | | |
| | San Bernardino | Santa Barbara | Santa Clarita[d] | Ventura | AVEK | Dudley Ridge | Municipal and Industrial | Agricultural | Kings |
| | [209] | [210] | [211] | [212] | [213] | [214] | [215] | [216] | [217] |
| 1962 | 0 | 0 | 0 | 0 | 0 | 0 | 0 | 0 | 0 |
| 1963 | 0 | 0 | 0 | 0 | 0 | 0 | 0 | 0 | 0 |
| 1964 | 0 | 0 | 0 | 0 | 0 | 0 | 0 | 0 | 0 |
| 1965 | 0 | 0 | 0 | 0 | 0 | 0 | 0 | 0 | 0 |
| 1966 | 0 | 0 | 0 | 0 | 0 | 0 | 0 | 0 | 0 |
| 1967 | 0 | 0 | 0 | 0 | 0 | 0 | 0 | 0 | 0 |
| 1968 | 0 | 0 | 0 | 0 | 0 | 0 | 0 | 71,657 | 0 |
| 1969 | 0 | 0 | 0 | 0 | 0 | 0 | 0 | 52,094 | 0 |
| 1970 | 0 | 0 | 0 | 0 | 0 | 0 | 0 | 71,910 | 0 |
| 1971 | 0 | 0 | 0 | 0 | 0 | 0 | 0 | 98,481 | 0 |
| 1972 | 0 | 0 | 0 | 0 | 0 | 0 | 0 | 107,850 | 0 |
| 1973 | 0 | 0 | 0 | 0 | 0 | 0 | 0 | 69,227 | 0 |
| 1974 | 0 | 0 | 0 | 0 | 0 | 0 | 0 | 68,474 | 0 |
| 1975 | 0 | 0 | 0 | 0 | 0 | 0 | 0 | 74,516 | 0 |
| 1976 | 0 | 0 | 0 | 0 | 0 | 0 | 0 | 78,358 | 0 |
| 1977 | 0 | 0 | 0 | 0 | 0 | 0 | 0 | 35,504 | 0 |
| 1978 | 0 | 0 | 0 | 0 | 0 | 0 | 0 | 81,242 | 0 |
| 1979 | 0 | 0 | 7 | 0 | 0 | 0 | 0 | 104,017 | 0 |
| 1980 | 0 | 0 | 1,210 | 0 | 0 | 0 | 0 | 97,497 | 0 |
| 1981 | 0 | 0 | 5,761 | 0 | 0 | 0 | 0 | 97,054 | 0 |
| 1982 | 0 | 0 | 9,516 | 0 | 0 | 0 | 0 | 83,076 | 0 |
| 1983 | 0 | 0 | 9,476 | 0 | 0 | 0 | 0 | 87,859 | 0 |
| 1984 | 0 | 0 | 11,477 | 0 | 0 | 0 | 0 | 119,098 | 0 |
| 1985 | 0 | 0 | 12,401 | 0 | 0 | 0 | 0 | 110,124 | 0 |
| 1986 | 0 | 0 | 13,928 | 0 | 0 | 0 | 0 | 118,298 | 0 |
| 1987 | 0 | 0 | 16,167 | 0 | 0 | 0 | 0 | 116,259 | 0 |
| 1988 | 0 | 0 | 18,904 | 0 | 0 | 0 | 0 | 109,435 | 0 |
| 1989 | 0 | 0 | 21,719 | 0 | 0 | 0 | 0 | 102,156 | 0 |
| 1990 | 0 | 0 | 22,139 | 0 | 0 | 0 | 0 | 103,362 | 0 |
| 1991 | 0 | 1,240 | 3,846 | 0 | 0 | 0 | 0 | 780 | 0 |
| 1992 | 0 | 0 | 14,812 | 0 | 0 | 0 | 0 | 73,748 | 0 |
| 1993 | 0 | 0 | 13,787 | 0 | 0 | 0 | 0 | 90,764 | 0 |
| 1994 | 0 | 0 | 14,919 | 0 | 0 | 0 | 200 | 77,536 | 0 |
| 1995 | 0 | 0 | 17,747 | 0 | 0 | 0 | 0 | 85,050 | 0 |
| 1996 | 0 | 0 | 18,448 | 0 | 0 | 0 | 0 | 100,578 | 0 |
| 1997 | 0 | 0 | 22,842 | 1,850 | 0 | 0 | 0 | 97,020 | 0 |
| 1998 | 0 | 0 | 19,782 | 1,850 | 0 | 0 | 0 | 86,879 | 0 |
| 1999 | 0 | 0 | 28,813 | 1,850 | 0 | 0 | 0 | 92,095 | 0 |
| 2000 | 0 | 0 | 31,085 | 1,850 | 0 | 0 | 0 | 85,215 | 0 |
| 2001 | 0 | 0 | 30,701 | 1,850 | 0 | 0 | 0 | 63,448 | 0 |
| 2002 | 8,601 | 0 | 42,080 | 1,850 | 0 | 0 | 0 | 65,055 | 0 |
| 2003 | 0 | 0 | 44,967 | 1,850 | 0 | 0 | 0 | 65,691 | 0 |
| 2004 | 0 | 0 | 47,463 | 1,203 | 0 | 0 | 0 | 66,498 | 0 |
| 2005 | 0 | 0 | 36,747 | 1,665 | 0 | 4,684 | 0 | 68,190 | 0 |
| 2006 | 0 | 0 | 40,017 | 1,850 | 0 | 0 | 0 | 85,214 | 0 |
| 2007 | 0 | 0 | 45,919 | 1,110 | 0 | 0 | 0 | 93,954 | 49 |
| 2008 | 0 | 0 | 42,878 | 1,818 | 0 | 0 | 17,059 | 68,385 | 0 |
| 2009 | 0 | 0 | 38,784 | 741 | 0 | 0 | 0 | 83,255 | 0 |
| 2010 | 0 | 0 | 31,288 | 925 | 0 | 2,967 | 0 | 81,047 | 276 |
| 2011 | 0 | 0 | 31,445 | 1,480 | 0 | 200 | 0 | 86,594 | 238 |
| 2012 | 0 | 0 | 36,153 | 1,203 | 33,511 | 0 | 0 | 50,050 | 0 |
| 2013 | 0 | 0 | 44,126 | 648 | 0 | 0 | 0 | 82,887 | 0 |
| 2014 | 0 | 0 | 29,448 | 93 | 0 | 0 | 0 | 74,406 | 0 |
| 2015 | 0 | 0 | 29,189 | 370 | 0 | 7,500 | 0 | 71,616 | 0 |
| 2016 | 0 | 0 | 31,888 | 1,110 | 1,489 | 0 | 0 | 86,363 | 0 |
| 2017 | 0 | 0 | 47,912 | 11,573 | 0 | 500 | 0 | 94,876 | 1,704 |
| 2018 | 0 | 0 | 42,835 | 648 | 0 | 2,542 | 0 | 86,401 | 0 |
| 2019 | 0 | 0 | 53,115 | 11,787 | 0 | 0 | 0 | 96,676 | 561 |
| **2020** | **0** | **0** | **55,120** | **10,110** | **0** | **0** | **0** | **52,810** | **183** |
| 2021 | 0 | 0 | 55,120 | 10,110 | 0 | 0 | 0 | 52,810 | 183 |
| 2022 | 0 | 0 | 55,120 | 10,110 | 0 | 0 | 0 | 52,810 | 183 |
| 2023 | 0 | 0 | 55,120 | 10,110 | 0 | 0 | 0 | 52,810 | 183 |
| 2024 | 0 | 0 | 55,120 | 10,110 | 0 | 0 | 0 | 52,810 | 183 |
| 2025 | 0 | 0 | 55,120 | 10,110 | 0 | 0 | 0 | 52,810 | 183 |
| 2026 | 0 | 0 | 55,120 | 10,110 | 0 | 0 | 0 | 52,810 | 183 |
| 2027 | 0 | 0 | 55,120 | 10,110 | 0 | 0 | 0 | 52,810 | 183 |
| 2028 | 0 | 0 | 55,120 | 10,110 | 0 | 0 | 0 | 52,810 | 183 |
| 2029 | 0 | 0 | 55,120 | 10,110 | 0 | 0 | 0 | 52,810 | 183 |
| 2030 | 0 | 0 | 55,120 | 10,110 | 0 | 0 | 0 | 52,810 | 183 |
| 2031 | 0 | 0 | 55,120 | 10,110 | 0 | 0 | 0 | 52,810 | 183 |
| 2032 | 0 | 0 | 55,120 | 10,110 | 0 | 0 | 0 | 52,810 | 183 |
| 2033 | 0 | 0 | 55,120 | 10,110 | 0 | 0 | 0 | 52,810 | 183 |
| 2034 | 0 | 0 | 55,120 | 10,110 | 0 | 0 | 0 | 52,810 | 183 |
| 2035 | 0 | 0 | 55,120 | 10,110 | 0 | 0 | 0 | 52,810 | 183 |
| **TOTAL** | **8,601** | **1,240** | **1,957,661** | **212,934** | **35,000** | **18,393** | **17,259** | **5,162,779** | **5,756** |

[d] Castaic Lake Water Agency's SWP Water Supply Contract was transferred to Santa Clarita Valley Water Agency effective November 2, 2018.

## TABLE B-5A Annual Water Quantities Delivered from Each Aqueduct Reach to Each Contractor (acre-feet)



| | CALIFORNIA AQUEDUCT (continued) | | | | | |
|---|---|---|---|---|---|---|
| | COASTAL BRANCH (continued) | | | | | |
| | Reach 31A (continued) | | Reach 33A | | | |
| Calendar Year | Santa Clarita[d] | Tulare | San Luis Obispo | Santa Barbara | Total | Grand Total |
| | [218] | [219] | [220] | [221] | [222] | [223] |
| 1962 | 0 | 0 | 0 | 0 | 0 | 8,906 |
| 1963 | 0 | 0 | 0 | 0 | 0 | 12,645 |
| 1964 | 0 | 0 | 0 | 0 | 0 | 20,911 |
| 1965 | 0 | 0 | 0 | 0 | 0 | 34,026 |
| 1966 | 0 | 0 | 0 | 0 | 0 | 54,913 |
| 1967 | 0 | 0 | 0 | 0 | 0 | 56,763 |
| 1968 | 7,382 | 0 | 0 | 0 | 192,188 | 294,457 |
| 1969 | 9,970 | 0 | 0 | 0 | 195,705 | 268,104 |
| 1970 | 11,739 | 0 | 0 | 0 | 276,211 | 369,459 |
| 1971 | 12,490 | 0 | 0 | 0 | 553,081 | 654,442 |
| 1972 | 13,905 | 0 | 0 | 0 | 895,006 | 1,037,770 |
| 1973 | 9,418 | 0 | 0 | 0 | 638,930 | 737,532 |
| 1974 | 9,700 | 0 | 0 | 0 | 783,984 | 878,947 |
| 1975 | 10,700 | 0 | 0 | 0 | 1,129,728 | 1,230,830 |
| 1976 | 11,700 | 0 | 0 | 0 | 1,245,662 | 1,380,124 |
| 1977 | 5,075 | 0 | 0 | 0 | 465,442 | 582,381 |
| 1978 | 11,362 | 0 | 0 | 0 | 1,339,268 | 1,458,733 |
| 1979 | 19,138 | 0 | 0 | 0 | 1,537,075 | 1,666,457 |
| 1980 | 13,882 | 0 | 0 | 0 | 1,413,363 | 1,536,456 |
| 1981 | 12,700 | 0 | 0 | 0 | 1,779,479 | 1,918,563 |
| 1982 | 12,700 | 0 | 0 | 0 | 1,641,571 | 1,750,862 |
| 1983 | 12,659 | 0 | 0 | 0 | 1,089,626 | 1,187,156 |
| 1984 | 12,741 | 0 | 0 | 0 | 1,489,814 | 1,591,416 |
| 1985 | 12,099 | 0 | 0 | 0 | 1,863,544 | 1,990,295 |
| 1986 | 13,301 | 0 | 0 | 0 | 1,882,290 | 1,999,155 |
| 1987 | 11,821 | 0 | 0 | 0 | 1,984,570 | 2,131,608 |
| 1988 | 11,534 | 0 | 0 | 0 | 2,221,538 | 2,385,122 |
| 1989 | 14,645 | 0 | 0 | 0 | 2,686,838 | 2,853,747 |
| 1990 | 6,440 | 0 | 0 | 0 | 2,398,121 | 2,582,151 |
| 1991 | 716 | 0 | 0 | 0 | 489,489 | 549,113 |
| 1992 | 5,887 | 0 | 0 | 0 | 1,374,775 | 1,471,454 |
| 1993 | 4,157 | 0 | 0 | 0 | 2,173,352 | 2,315,235 |
| 1994 | 9,422 | 0 | 0 | 0 | 1,727,504 | 1,861,976 |
| 1995 | 9,486 | 0 | 0 | 0 | 1,926,835 | 2,031,423 |
| 1996 | 14,052 | 0 | 0 | 0 | 2,429,928 | 2,543,472 |
| 1997 | 4,870 | 0 | 1,099 | 7,439 | 2,263,966 | 2,405,444 |
| 1998 | 311 | 0 | 3,592 | 18,618 | 1,657,381 | 1,764,963 |
| 1999 | 4,086 | 0 | 3,743 | 20,137 | 2,755,025 | 2,898,961 |
| 2000 | 8,395 | 0 | 3,962 | 22,741 | 3,390,079 | 3,569,072 |
| 2001 | 1,238 | 0 | 4,283 | 18,946 | 2,034,350 | 2,175,194 |
| 2002 | 2,737 | 0 | 4,355 | 27,636 | 2,738,943 | 2,909,555 |
| 2003 | 4,001 | 0 | 4,453 | 26,968 | 3,151,625 | 3,327,811 |
| 2004 | 3,776 | 0 | 4,165 | 29,705 | 3,050,652 | 3,230,590 |
| 2005 | 2,709 | 0 | 4,251 | 23,344 | 3,597,829 | 3,753,874 |
| 2006 | 2,735 | 0 | 4,209 | 23,275 | 3,526,551 | 3,693,938 |
| 2007 | 6,071 | 0 | 3,776 | 27,740 | 3,088,763 | 3,284,475 |
| 2008 | 0 | 0 | 3,402 | 18,393 | 1,978,428 | 2,152,219 |
| 2009 | 1 | 0 | 3,801 | 15,452 | 2,065,868 | 2,227,564 |
| 2010 | 768 | 0 | 3,757 | 17,775 | 2,694,511 | 2,836,927 |
| 2011 | 1,746 | 0 | 3,819 | 21,050 | 3,510,684 | 3,666,432 |
| 2012 | 2,404 | 0 | 3,944 | 19,474 | 2,726,325 | 2,881,783 |
| 2013 | 6,128 | 0 | 3,681 | 18,018 | 2,023,225 | 2,224,875 |
| 2014 | 0 | 0 | 3,206 | 16,757 | 1,111,222 | 1,242,286 |
| 2015 | 0 | 0 | 3,438 | 11,673 | 1,339,811 | 1,497,970 |
| 2016 | 0 | 0 | 4,199 | 27,182 | 2,203,916 | 2,359,869 |
| 2017 | 370 | 2,159 | 2,845 | 29,740 | 3,648,162 | 3,770,268 |
| 2018 | 62 | 0 | 2,427 | 27,448 | 1,861,621 | 2,048,447 |
| 2019 | 0 | 0 | 3,337 | 20,656 | 2,786,879 | 2,945,730 |
| **2020** | **2,000** | **0** | **12,696** | **27,292** | **2,303,545** | **2,479,029** |
| 2021 | 2,000 | 0 | 12,710 | 27,292 | 2,302,143 | 2,479,043 |
| 2022 | 2,000 | 0 | 12,810 | 27,292 | 2,301,931 | 2,479,143 |
| 2023 | 2,000 | 0 | 12,858 | 27,292 | 2,301,763 | 2,479,191 |
| 2024 | 2,000 | 0 | 12,858 | 27,292 | 2,301,763 | 2,479,191 |
| 2025 | 2,000 | 0 | 12,858 | 27,292 | 2,301,763 | 2,479,191 |
| 2026 | 2,000 | 0 | 12,858 | 27,292 | 2,301,763 | 2,479,191 |
| 2027 | 2,000 | 0 | 12,858 | 27,292 | 2,301,763 | 2,479,191 |
| 2028 | 2,000 | 0 | 12,858 | 27,292 | 2,301,763 | 2,479,191 |
| 2029 | 2,000 | 0 | 12,858 | 27,292 | 2,301,763 | 2,479,191 |
| 2030 | 2,000 | 0 | 12,858 | 27,292 | 2,301,763 | 2,479,191 |
| 2031 | 2,000 | 0 | 12,858 | 27,292 | 2,301,763 | 2,479,191 |
| 2032 | 2,000 | 0 | 12,858 | 27,292 | 2,301,763 | 2,479,191 |
| 2033 | 2,000 | 0 | 12,858 | 27,292 | 2,301,763 | 2,479,191 |
| 2034 | 2,000 | 0 | 12,858 | 27,292 | 2,301,763 | 2,479,191 |
| 2035 | 2,000 | 0 | 12,858 | 27,292 | 2,301,763 | 2,479,191 |
| **TOTAL** | **395,229** | **2,159** | **289,114** | **926,839** | **135,861,271** | **145,981,549** |

[d] Castaic Lake Water Agency's SWP Water Supply Contract was transferred to Santa Clarita Valley Water Agency effective November 2, 2018.

# Tables B-5A-Adj through B-31

Note: Where applicable, the projected data values shown in this appendix are shaded and the bill year data are in **bold** type.

## TABLE B-5A-Adj Annual Water Quantity Adjustments to Water Delivered from Each Aqueduct Reach to Each Contractor (acre-feet)

Sheet 1 of 5

| | CALIFORNIA AQUEDUCT | | | | | | | | | | | | |
|---|---|---|---|---|---|---|---|---|---|---|---|---|---|
| | SAN LUIS DIVISION | | | | | | | | | | | | |
| | Reach 1 | Reach 3A | | | | | | | | | | | |
| Calendar Year | Santa Clara | Alameda-Zone 7 | Alameda County | AVEK | Crestline | Dudley Ridge | Kern (Agricultural) | Kings | Metropolitan | Mojave | Palmdale | San Bernardino | San Gabriel |
| | [1] | [2] | [3] | [4] | [5] | [6] | [7] | [8] | [9] | [10] | [11] | [12] | [13] |
| 1962 | 0 | 0 | 0 | 0 | 0 | 0 | 0 | 0 | 0 | 0 | 0 | 0 | 0 |
| 1963 | 0 | 0 | 0 | 0 | 0 | 0 | 0 | 0 | 0 | 0 | 0 | 0 | 0 |
| 1964 | 0 | 0 | 0 | 0 | 0 | 0 | 0 | 0 | 0 | 0 | 0 | 0 | 0 |
| 1965 | 0 | 0 | 0 | 0 | 0 | 0 | 0 | 0 | 0 | 0 | 0 | 0 | 0 |
| 1966 | 0 | 0 | 0 | 0 | 0 | 0 | 0 | 0 | 0 | 0 | 0 | 0 | 0 |
| 1967 | 0 | 0 | 0 | 0 | 0 | 0 | 0 | 0 | 0 | 0 | 0 | 0 | 0 |
| 1968 | 0 | 0 | 0 | 0 | 0 | 0 | 0 | 0 | 0 | 0 | 0 | 0 | 0 |
| 1969 | 0 | 0 | 0 | 0 | 0 | 0 | 0 | 0 | 0 | 0 | 0 | 0 | 0 |
| 1970 | 0 | 0 | 0 | 0 | 0 | 0 | 0 | 0 | 0 | 0 | 0 | 0 | 0 |
| 1971 | 0 | 0 | 0 | 0 | 0 | 0 | 0 | 0 | 0 | 0 | 0 | 0 | 0 |
| 1972 | 0 | 0 | 0 | 0 | 0 | 0 | 0 | 0 | 0 | 0 | 0 | 0 | 0 |
| 1973 | 0 | 0 | 0 | 0 | 0 | 0 | 0 | 0 | 0 | 0 | 0 | 0 | 0 |
| 1974 | 0 | 0 | 0 | 0 | 0 | 0 | 0 | 0 | 0 | 0 | 0 | 0 | 0 |
| 1975 | 0 | 0 | 0 | 0 | 0 | 0 | 0 | 0 | 0 | 0 | 0 | 0 | 0 |
| 1976 | 0 | 0 | 0 | 0 | 0 | 0 | 0 | 0 | 0 | 0 | 0 | 0 | 0 |
| 1977 | 0 | 0 | 0 | 0 | 0 | 0 | 0 | 0 | 0 | 0 | 0 | 0 | 0 |
| 1978 | 0 | 0 | 0 | 0 | 0 | 0 | 0 | 0 | 0 | 0 | 0 | 0 | 0 |
| 1979 | 0 | 0 | 0 | 0 | 0 | 0 | 0 | 0 | 0 | 0 | 0 | 0 | 0 |
| 1980 | 0 | 0 | 0 | 0 | 0 | 0 | 0 | 0 | 0 | 0 | 0 | 0 | 0 |
| 1981 | 0 | 0 | 0 | 0 | 0 | 0 | 0 | 0 | 0 | 0 | 0 | 0 | 0 |
| 1982 | 0 | 0 | 0 | 0 | 0 | 0 | 0 | 0 | 0 | 0 | 0 | 0 | 0 |
| 1983 | 0 | 0 | 0 | 0 | 0 | 0 | 0 | 0 | 0 | 0 | 0 | 0 | 0 |
| 1984 | 0 | 0 | 0 | 0 | 0 | 0 | 0 | 0 | 0 | 0 | 0 | 0 | 0 |
| 1985 | 0 | 0 | 0 | 0 | 0 | 0 | 0 | 0 | 0 | 0 | 0 | 0 | 0 |
| 1986 | 0 | 0 | 0 | 0 | 0 | 0 | 0 | 0 | 0 | 0 | 0 | 0 | 0 |
| 1987 | 0 | 0 | 0 | 0 | 0 | 0 | 0 | 0 | 0 | 0 | 0 | 0 | 0 |
| 1988 | 0 | 0 | 0 | 0 | 0 | 0 | 0 | 0 | 0 | 0 | 0 | 0 | 0 |
| 1989 | 0 | 0 | 0 | 0 | 0 | 0 | 0 | 0 | 0 | 0 | 0 | 0 | 0 |
| 1990 | 0 | 0 | 0 | 0 | 0 | 0 | 0 | 0 | 0 | 0 | 0 | 0 | 0 |
| 1991 | 0 | 0 | 0 | 0 | 0 | 0 | 0 | 0 | 0 | 0 | 0 | 0 | 0 |
| 1992 | 0 | 0 | 0 | 0 | 0 | 0 | 0 | 0 | 0 | 0 | 0 | 0 | 0 |
| 1993 | 0 | 0 | 0 | 0 | 0 | 0 | 0 | 0 | 0 | 0 | 0 | 0 | 0 |
| 1994 | 0 | 0 | 0 | 0 | 0 | 0 | 0 | 0 | 0 | 0 | 0 | 0 | 0 |
| 1995 | 0 | 0 | 0 | 0 | 0 | 0 | 0 | 0 | 0 | 0 | 0 | 0 | 0 |
| 1996 | 0 | 0 | 0 | 0 | 0 | 0 | 0 | 0 | 0 | 0 | 0 | 0 | 0 |
| 1997 | 0 | 0 | 0 | 0 | 0 | 0 | 0 | 0 | 0 | 0 | 0 | 0 | 0 |
| 1998 | 0 | 0 | 0 | 0 | 0 | 0 | 0 | 0 | 0 | 0 | 0 | 0 | 0 |
| 1999 | 0 | 0 | 0 | 0 | 0 | 0 | 0 | 0 | 0 | 0 | 0 | 0 | 0 |
| 2000 | 0 | 0 | 0 | 0 | 0 | 0 | (11,135) | 0 | 0 | 0 | 0 | 0 | 0 |
| 2001 | 0 | 0 | 0 | 0 | 0 | 0 | (11,487) | 0 | 0 | 0 | 0 | 0 | 0 |
| 2002 | 0 | 0 | 0 | 0 | 0 | 0 | (9,332) | 0 | 0 | 0 | 0 | 0 | 0 |
| 2003 | 0 | 0 | 0 | 0 | 0 | 0 | (18,428) | 0 | 0 | 0 | 0 | 0 | 0 |
| 2004 | 0 | 0 | 0 | 0 | 0 | 0 | (866) | 0 | 0 | 0 | 0 | 0 | 0 |
| 2005 | 0 | 0 | 0 | 0 | 0 | (576) | (20,082) | 0 | 0 | 0 | 0 | 0 | 0 |
| 2006 | 0 | 0 | 0 | 0 | 0 | 0 | (20,239) | 0 | 0 | 0 | 0 | 0 | 0 |
| 2007 | 0 | 0 | 0 | 0 | 0 | 0 | (9,867) | 0 | 0 | 0 | 0 | 0 | 0 |
| 2008 | (8,885) | 0 | 0 | 0 | 0 | 0 | (99,439) | 0 | 0 | 0 | 0 | 0 | 0 |
| 2009 | 0 | 0 | 0 | (5,926) | (1) | (28) | (88,699) | 0 | (815) | (5) | (15) | (21) | (4) |
| 2010 | 0 | 0 | 0 | 0 | 0 | 0 | (87,370) | 0 | (181,745) | 0 | 0 | 0 | 0 |
| 2011 | 0 | 0 | 0 | 0 | 0 | 0 | (56,909) | 0 | (106,423) | 0 | 0 | 0 | 0 |
| 2012 | 0 | 0 | 0 | 0 | 0 | (6,068) | (60,762) | 0 | 0 | 0 | 0 | 0 | 0 |
| 2013 | 0 | 0 | 0 | 0 | 0 | 0 | (11,846) | 0 | 0 | 0 | 0 | 0 | 0 |
| 2014 | 0 | 0 | 0 | (32) | (5) | (36) | (114,007) | (2) | (789) | (6) | (14) | (23) | (6) |
| 2015 | 0 | (6,264) | (8,763) | (6) | (1) | (16,796) | (76,141) | 0 | (159) | (1) | (3) | (5) | (1) |
| 2016 | 0 | (1,904) | (4,677) | 0 | 0 | 0 | (69,891) | 0 | 0 | 0 | 0 | 0 | 0 |
| 2017 | 0 | 0 | 0 | 0 | 0 | (14,831) | (68,628) | 0 | (70,867) | 0 | 0 | 0 | 0 |
| 2018 | 0 | 0 | 0 | 0 | 0 | (7,885) | (55,715) | 0 | 0 | 0 | 0 | 0 | 0 |
| 2019 | 0 | 0 | 0 | 0 | 0 | 0 | (31,379) | 0 | 0 | 0 | 0 | 0 | 0 |
| **2020** | **0** | **0** | **0** | **0** | **0** | **0** | **0** | **0** | **0** | **0** | **0** | **0** | **0** |
| 2021 | 0 | 0 | 0 | 0 | 0 | 0 | 0 | 0 | 0 | 0 | 0 | 0 | 0 |
| 2022 | 0 | 0 | 0 | 0 | 0 | 0 | 0 | 0 | 0 | 0 | 0 | 0 | 0 |
| 2023 | 0 | 0 | 0 | 0 | 0 | 0 | 0 | 0 | 0 | 0 | 0 | 0 | 0 |
| 2024 | 0 | 0 | 0 | 0 | 0 | 0 | 0 | 0 | 0 | 0 | 0 | 0 | 0 |
| 2025 | 0 | 0 | 0 | 0 | 0 | 0 | 0 | 0 | 0 | 0 | 0 | 0 | 0 |
| 2026 | 0 | 0 | 0 | 0 | 0 | 0 | 0 | 0 | 0 | 0 | 0 | 0 | 0 |
| 2027 | 0 | 0 | 0 | 0 | 0 | 0 | 0 | 0 | 0 | 0 | 0 | 0 | 0 |
| 2028 | 0 | 0 | 0 | 0 | 0 | 0 | 0 | 0 | 0 | 0 | 0 | 0 | 0 |
| 2029 | 0 | 0 | 0 | 0 | 0 | 0 | 0 | 0 | 0 | 0 | 0 | 0 | 0 |
| 2030 | 0 | 0 | 0 | 0 | 0 | 0 | 0 | 0 | 0 | 0 | 0 | 0 | 0 |
| 2031 | 0 | 0 | 0 | 0 | 0 | 0 | 0 | 0 | 0 | 0 | 0 | 0 | 0 |
| 2032 | 0 | 0 | 0 | 0 | 0 | 0 | 0 | 0 | 0 | 0 | 0 | 0 | 0 |
| 2033 | 0 | 0 | 0 | 0 | 0 | 0 | 0 | 0 | 0 | 0 | 0 | 0 | 0 |
| 2034 | 0 | 0 | 0 | 0 | 0 | 0 | 0 | 0 | 0 | 0 | 0 | 0 | 0 |
| 2035 | 0 | 0 | 0 | 0 | 0 | 0 | 0 | 0 | 0 | 0 | 0 | 0 | 0 |
| **TOTAL** | **(8,885)** | **(8,168)** | **(13,440)** | **(5,964)** | **(7)** | **(46,220)** | **(922,222)** | **(2)** | **(360,798)** | **(12)** | **(32)** | **(49)** | **(11)** |

## TABLE B-5A-Adj Annual Water Quantity Adjustments to Water Delivered from Each Aqueduct Reach to Each Contractor (acre-feet)

Sheet 2 of 5

| | CALIFORNIA AQUEDUCT (continued) | | | | | | | | | | | | |
|---|---|---|---|---|---|---|---|---|---|---|---|---|---|
| | SAN LUIS DIVISION (continued) | | | | | | | | | SOUTH SAN JOAQUIN DIVISION | | | |
| | Reach 3A (continued) | | | | | | | Reach 4 | | Reach 7 | | Reach 10A | |
| Calendar Year | San Gorgonio | San Luis Obispo | Santa Barbara | Santa Clara | Santa Clarita[a] | Tulare | Ventura | Kern (Agricultural) | Tulare | Kern (Agricultural) | Tulare | Alameda-Zone 7 | Alameda County |
| | [14] | [15] | [16] | [17] | [18] | [19] | [20] | [21] | [22] | [23] | [24] | [25] | [26] |
| 1962 | 0 | 0 | 0 | 0 | 0 | 0 | 0 | 0 | 0 | 0 | 0 | 0 | 0 |
| 1963 | 0 | 0 | 0 | 0 | 0 | 0 | 0 | 0 | 0 | 0 | 0 | 0 | 0 |
| 1964 | 0 | 0 | 0 | 0 | 0 | 0 | 0 | 0 | 0 | 0 | 0 | 0 | 0 |
| 1965 | 0 | 0 | 0 | 0 | 0 | 0 | 0 | 0 | 0 | 0 | 0 | 0 | 0 |
| 1966 | 0 | 0 | 0 | 0 | 0 | 0 | 0 | 0 | 0 | 0 | 0 | 0 | 0 |
| 1967 | 0 | 0 | 0 | 0 | 0 | 0 | 0 | 0 | 0 | 0 | 0 | 0 | 0 |
| 1968 | 0 | 0 | 0 | 0 | 0 | 0 | 0 | 0 | 0 | 0 | 0 | 0 | 0 |
| 1969 | 0 | 0 | 0 | 0 | 0 | 0 | 0 | 0 | 0 | 0 | 0 | 0 | 0 |
| 1970 | 0 | 0 | 0 | 0 | 0 | 0 | 0 | 0 | 0 | 0 | 0 | 0 | 0 |
| 1971 | 0 | 0 | 0 | 0 | 0 | 0 | 0 | 0 | 0 | 0 | 0 | 0 | 0 |
| 1972 | 0 | 0 | 0 | 0 | 0 | 0 | 0 | 0 | 0 | 0 | 0 | 0 | 0 |
| 1973 | 0 | 0 | 0 | 0 | 0 | 0 | 0 | 0 | 0 | 0 | 0 | 0 | 0 |
| 1974 | 0 | 0 | 0 | 0 | 0 | 0 | 0 | 0 | 0 | 0 | 0 | 0 | 0 |
| 1975 | 0 | 0 | 0 | 0 | 0 | 0 | 0 | 0 | 0 | 0 | 0 | 0 | 0 |
| 1976 | 0 | 0 | 0 | 0 | 0 | 0 | 0 | 0 | 0 | 0 | 0 | 0 | 0 |
| 1977 | 0 | 0 | 0 | 0 | 0 | 0 | 0 | 0 | 0 | 0 | 0 | 0 | 0 |
| 1978 | 0 | 0 | 0 | 0 | 0 | 0 | 0 | 0 | 0 | 0 | 0 | 0 | 0 |
| 1979 | 0 | 0 | 0 | 0 | 0 | 0 | 0 | 0 | 0 | 0 | 0 | 0 | 0 |
| 1980 | 0 | 0 | 0 | 0 | 0 | 0 | 0 | 0 | 0 | 0 | 0 | 0 | 0 |
| 1981 | 0 | 0 | 0 | 0 | 0 | 0 | 0 | 0 | 0 | 0 | 0 | 0 | 0 |
| 1982 | 0 | 0 | 0 | 0 | 0 | 0 | 0 | 0 | 0 | 0 | 0 | 0 | 0 |
| 1983 | 0 | 0 | 0 | 0 | 0 | 0 | 0 | 0 | 0 | 0 | 0 | 0 | 0 |
| 1984 | 0 | 0 | 0 | 0 | 0 | 0 | 0 | 0 | 0 | 0 | 0 | 0 | 0 |
| 1985 | 0 | 0 | 0 | 0 | 0 | 0 | 0 | 0 | 0 | 0 | 0 | 0 | 0 |
| 1986 | 0 | 0 | 0 | 0 | 0 | 0 | 0 | 0 | 0 | 0 | 0 | 0 | 0 |
| 1987 | 0 | 0 | 0 | 0 | 0 | 0 | 0 | 0 | 0 | 0 | 0 | 0 | 0 |
| 1988 | 0 | 0 | 0 | 0 | 0 | 0 | 0 | 0 | 0 | 0 | 0 | 0 | 0 |
| 1989 | 0 | 0 | 0 | 0 | 0 | 0 | 0 | 0 | 0 | 0 | 0 | 0 | 0 |
| 1990 | 0 | 0 | 0 | 0 | 0 | 0 | 0 | 0 | 0 | 0 | 0 | 0 | 0 |
| 1991 | 0 | 0 | 0 | 0 | 0 | 0 | 0 | 0 | 0 | 0 | 0 | 0 | 0 |
| 1992 | 0 | 0 | 0 | 0 | 0 | 0 | 0 | 0 | 0 | 0 | 0 | 0 | 0 |
| 1993 | 0 | 0 | 0 | 0 | 0 | 0 | 0 | 0 | 0 | 0 | 0 | 0 | 0 |
| 1994 | 0 | 0 | 0 | 0 | 0 | 0 | 0 | 0 | 0 | 0 | 0 | 0 | 0 |
| 1995 | 0 | 0 | 0 | 0 | 0 | 0 | 0 | 0 | 0 | 0 | 0 | 0 | 0 |
| 1996 | 0 | 0 | 0 | 0 | 0 | 0 | 0 | 0 | 0 | 0 | 0 | 0 | 0 |
| 1997 | 0 | 0 | 0 | 0 | 0 | 0 | 0 | 0 | 0 | 0 | 0 | 0 | 0 |
| 1998 | 0 | 0 | 0 | 0 | 0 | 0 | 0 | 0 | 0 | 0 | 0 | 0 | 0 |
| 1999 | 0 | 0 | 0 | 0 | 0 | 0 | 0 | 0 | 0 | 0 | 0 | 0 | 0 |
| 2000 | 0 | 0 | 0 | 0 | 0 | 0 | 0 | (12,806) | 0 | (24,167) | (2,981) | 0 | 0 |
| 2001 | 0 | 0 | 0 | 0 | 0 | 0 | 0 | 0 | 0 | 0 | (25,164) | (1,807) | 0 |
| 2002 | 0 | 0 | 0 | 0 | 0 | 0 | 0 | 0 | 0 | 0 | 0 | 0 | 0 |
| 2003 | 0 | 0 | 0 | 0 | 0 | 0 | 0 | 0 | 0 | 0 | 0 | 0 | 0 |
| 2004 | 0 | 0 | 0 | 0 | 0 | (4,000) | 0 | 0 | (6,020) | 0 | 0 | 0 | 0 |
| 2005 | 0 | 0 | 0 | (20,000) | 0 | (277) | 0 | 0 | 0 | 0 | 0 | 0 | 0 |
| 2006 | 0 | 0 | 0 | (53,573) | 0 | 0 | 0 | 0 | 0 | 0 | 0 | 0 | 0 |
| 2007 | 0 | 0 | 0 | 0 | 0 | 0 | 0 | 0 | 0 | 0 | 0 | 0 | (5,000) |
| 2008 | 0 | 0 | 0 | (3,681) | 0 | 0 | 0 | 0 | 0 | 0 | 0 | (7,000) | (10,000) |
| 2009 | (4) | (2) | (19) | (1,000) | (38) | (49) | (1) | 0 | 0 | 0 | 0 | 0 | (3,083) |
| 2010 | 0 | 0 | 0 | (44,668) | (3,300) | (17,551) | 0 | 0 | 0 | 0 | 0 | 0 | 0 |
| 2011 | 0 | 0 | 0 | (51,404) | 0 | (11,096) | 0 | 0 | 0 | 0 | 0 | 0 | 0 |
| 2012 | 0 | 0 | 0 | 0 | 0 | (9,366) | 0 | 0 | 0 | 0 | 0 | 0 | 0 |
| 2013 | 0 | 0 | 0 | 0 | 0 | (6,054) | 0 | 0 | 0 | 0 | 0 | (4,000) | (4,000) |
| 2014 | (13) | (134) | (926) | 0 | (34) | (8) | 0 | 0 | 0 | 0 | 0 | (8,074) | (13,652) |
| 2015 | (3) | (27) | (187) | (21,076) | (7) | (1) | 0 | 0 | 0 | 0 | 0 | (11,185) | (14,115) |
| 2016 | 0 | 0 | 0 | (6,706) | 0 | 0 | 0 | 0 | 0 | 0 | 0 | (324) | 0 |
| 2017 | 0 | 0 | (11,128) | (83,322) | (17,988) | (4,000) | 0 | 0 | 0 | 0 | 0 | 0 | 0 |
| 2018 | 0 | 0 | 0 | (32,999) | 0 | (16,950) | 0 | 0 | 0 | 0 | 0 | 0 | (5,000) |
| 2019 | 0 | 0 | 0 | 0 | 0 | 0 | 0 | 0 | 0 | 0 | 0 | 0 | 0 |
| **2020** | **0** | **0** | **0** | **0** | **0** | **0** | **0** | **0** | **0** | **0** | **0** | **0** | **0** |
| 2021 | 0 | 0 | 0 | 0 | 0 | 0 | 0 | 0 | 0 | 0 | 0 | 0 | 0 |
| 2022 | 0 | 0 | 0 | 0 | 0 | 0 | 0 | 0 | 0 | 0 | 0 | 0 | 0 |
| 2023 | 0 | 0 | 0 | 0 | 0 | 0 | 0 | 0 | 0 | 0 | 0 | 0 | 0 |
| 2024 | 0 | 0 | 0 | 0 | 0 | 0 | 0 | 0 | 0 | 0 | 0 | 0 | 0 |
| 2025 | 0 | 0 | 0 | 0 | 0 | 0 | 0 | 0 | 0 | 0 | 0 | 0 | 0 |
| 2026 | 0 | 0 | 0 | 0 | 0 | 0 | 0 | 0 | 0 | 0 | 0 | 0 | 0 |
| 2027 | 0 | 0 | 0 | 0 | 0 | 0 | 0 | 0 | 0 | 0 | 0 | 0 | 0 |
| 2028 | 0 | 0 | 0 | 0 | 0 | 0 | 0 | 0 | 0 | 0 | 0 | 0 | 0 |
| 2029 | 0 | 0 | 0 | 0 | 0 | 0 | 0 | 0 | 0 | 0 | 0 | 0 | 0 |
| 2030 | 0 | 0 | 0 | 0 | 0 | 0 | 0 | 0 | 0 | 0 | 0 | 0 | 0 |
| 2031 | 0 | 0 | 0 | 0 | 0 | 0 | 0 | 0 | 0 | 0 | 0 | 0 | 0 |
| 2032 | 0 | 0 | 0 | 0 | 0 | 0 | 0 | 0 | 0 | 0 | 0 | 0 | 0 |
| 2033 | 0 | 0 | 0 | 0 | 0 | 0 | 0 | 0 | 0 | 0 | 0 | 0 | 0 |
| 2034 | 0 | 0 | 0 | 0 | 0 | 0 | 0 | 0 | 0 | 0 | 0 | 0 | 0 |
| 2035 | 0 | 0 | 0 | 0 | 0 | 0 | 0 | 0 | 0 | 0 | 0 | 0 | 0 |
| **TOTAL** | **(20)** | **(163)** | **(12,260)** | **(318,429)** | **(21,367)** | **(69,352)** | **(1)** | **(12,806)** | **(6,020)** | **(24,167)** | **(28,145)** | **(32,390)** | **(54,850)** |

[a] Castaic Lake Water Agency's SWP Water Supply Contract was transferred to Santa Clarita Valley Water Agency effective November 2, 2018.

## TABLE B-5A-Adj Annual Water Quantity Adjustments to Water Delivered from Each Aqueduct Reach to Each Contractor (acre-feet)

Sheet 3 of 5

| | CALIFORNIA AQUEDUCT (continued) | | | | | | | | | | | | |
|---|---|---|---|---|---|---|---|---|---|---|---|---|---|
| | SOUTH SAN JOAQUIN DIVISION (continued) | | | | | | | | | | | | |
| | Reach 10A (continued) | | | | | | Reach 12E | | | | | | |
| Calendar Year | Desert | Kern (Agricultural) | Metropolitan | San Bernardino | Santa Clara | Santa Clarita[a] | Alameda-Zone 7 | AVEK | Coachella | Desert | Dudley Ridge | Kern (Agricultural) | Metropolitan |
| | [27] | [28] | [29] | [30] | [31] | [32] | [33] | [34] | [35] | [36] | [37] | [38] | [39] |
| 1962 | 0 | 0 | 0 | 0 | 0 | 0 | 0 | 0 | 0 | 0 | 0 | 0 | 0 |
| 1963 | 0 | 0 | 0 | 0 | 0 | 0 | 0 | 0 | 0 | 0 | 0 | 0 | 0 |
| 1964 | 0 | 0 | 0 | 0 | 0 | 0 | 0 | 0 | 0 | 0 | 0 | 0 | 0 |
| 1965 | 0 | 0 | 0 | 0 | 0 | 0 | 0 | 0 | 0 | 0 | 0 | 0 | 0 |
| 1966 | 0 | 0 | 0 | 0 | 0 | 0 | 0 | 0 | 0 | 0 | 0 | 0 | 0 |
| 1967 | 0 | 0 | 0 | 0 | 0 | 0 | 0 | 0 | 0 | 0 | 0 | 0 | 0 |
| 1968 | 0 | 0 | 0 | 0 | 0 | 0 | 0 | 0 | 0 | 0 | 0 | 0 | 0 |
| 1969 | 0 | 0 | 0 | 0 | 0 | 0 | 0 | 0 | 0 | 0 | 0 | 0 | 0 |
| 1970 | 0 | 0 | 0 | 0 | 0 | 0 | 0 | 0 | 0 | 0 | 0 | 0 | 0 |
| 1971 | 0 | 0 | 0 | 0 | 0 | 0 | 0 | 0 | 0 | 0 | 0 | 0 | 0 |
| 1972 | 0 | 0 | 0 | 0 | 0 | 0 | 0 | 0 | 0 | 0 | 0 | 0 | 0 |
| 1973 | 0 | 0 | 0 | 0 | 0 | 0 | 0 | 0 | 0 | 0 | 0 | 0 | 0 |
| 1974 | 0 | 0 | 0 | 0 | 0 | 0 | 0 | 0 | 0 | 0 | 0 | 0 | 0 |
| 1975 | 0 | 0 | 0 | 0 | 0 | 0 | 0 | 0 | 0 | 0 | 0 | 0 | 0 |
| 1976 | 0 | 0 | 0 | 0 | 0 | 0 | 0 | 0 | 0 | 0 | 0 | 0 | 0 |
| 1977 | 0 | 0 | 0 | 0 | 0 | 0 | 0 | 0 | 0 | 0 | 0 | 0 | 0 |
| 1978 | 0 | 0 | 0 | 0 | 0 | 0 | 0 | 0 | 0 | 0 | 0 | 0 | 0 |
| 1979 | 0 | 0 | 0 | 0 | 0 | 0 | 0 | 0 | 0 | 0 | 0 | 0 | 0 |
| 1980 | 0 | 0 | 0 | 0 | 0 | 0 | 0 | 0 | 0 | 0 | 0 | 0 | 0 |
| 1981 | 0 | 0 | 0 | 0 | 0 | 0 | 0 | 0 | 0 | 0 | 0 | 0 | 0 |
| 1982 | 0 | 0 | 0 | 0 | 0 | 0 | 0 | 0 | 0 | 0 | 0 | 0 | 0 |
| 1983 | 0 | 0 | 0 | 0 | 0 | 0 | 0 | 0 | 0 | 0 | 0 | 0 | 0 |
| 1984 | 0 | 0 | 0 | 0 | 0 | 0 | 0 | 0 | 0 | 0 | 0 | 0 | 0 |
| 1985 | 0 | 0 | 0 | 0 | 0 | 0 | 0 | 0 | 0 | 0 | 0 | 0 | 0 |
| 1986 | 0 | 0 | 0 | 0 | 0 | 0 | 0 | 0 | 0 | 0 | 0 | 0 | 0 |
| 1987 | 0 | 0 | 0 | 0 | 0 | 0 | 0 | 0 | 0 | 0 | 0 | 0 | 0 |
| 1988 | 0 | 0 | 0 | 0 | 0 | 0 | 0 | 0 | 0 | 0 | 0 | 0 | 0 |
| 1989 | 0 | 0 | 0 | 0 | 0 | 0 | 0 | 0 | 0 | 0 | 0 | 0 | 0 |
| 1990 | 0 | 0 | 0 | 0 | 0 | 0 | 0 | 0 | 0 | 0 | 0 | 0 | 0 |
| 1991 | 0 | 0 | 0 | 0 | 0 | 0 | 0 | 0 | 0 | 0 | 0 | 0 | 0 |
| 1992 | 0 | 0 | 0 | 0 | 0 | 0 | 0 | 0 | 0 | 0 | 0 | 0 | 0 |
| 1993 | 0 | 0 | 0 | 0 | 0 | 0 | 0 | 0 | 0 | 0 | 0 | 0 | 0 |
| 1994 | 0 | 0 | 0 | 0 | 0 | 0 | 0 | 0 | 0 | 0 | 0 | 0 | 0 |
| 1995 | 0 | 0 | 0 | 0 | 0 | 0 | 0 | 0 | 0 | 0 | 0 | 0 | 0 |
| 1996 | 0 | 0 | 0 | 0 | 0 | 0 | 0 | 0 | 0 | 0 | 0 | 0 | 0 |
| 1997 | 0 | 0 | 0 | 0 | 0 | 0 | 0 | 0 | 0 | 0 | 0 | 0 | 0 |
| 1998 | 0 | 0 | 0 | 0 | 0 | 0 | 0 | 0 | 0 | 0 | 0 | 0 | 0 |
| 1999 | 0 | 0 | 0 | 0 | 0 | 0 | 0 | 0 | 0 | 0 | 0 | 0 | 0 |
| 2000 | 0 | 0 | 0 | 0 | 0 | 0 | 0 | 0 | 0 | 0 | 0 | 0 | 0 |
| 2001 | 0 | (1,813) | (31,500) | 0 | (30,000) | 0 | 0 | 0 | 0 | 0 | 0 | 0 | (20,800) |
| 2002 | 0 | 0 | 0 | 0 | 0 | 0 | 0 | 0 | 0 | 0 | 0 | (14,638) | 0 |
| 2003 | 0 | 0 | (10,000) | 0 | 0 | 0 | 0 | 0 | 0 | 0 | 0 | (5,170) | (5,073) |
| 2004 | 0 | (3) | (93,555) | 0 | 0 | 0 | 0 | 0 | 0 | 0 | 0 | 0 | (17,765) |
| 2005 | 0 | 0 | 0 | 0 | 0 | 0 | 0 | 0 | 0 | 0 | 0 | 0 | 0 |
| 2006 | 0 | 0 | 0 | 0 | 0 | 0 | 0 | 0 | 0 | 0 | 0 | 0 | 0 |
| 2007 | 0 | (12,469) | (93,986) | 0 | (20,000) | 0 | 0 | | 0 | 0 | 0 | (16,618) | (5,000) |
| 2008 | (4,864) | 0 | (99,024) | 0 | (10,000) | 0 | 0 | (8,393) | (3,000) | (3,486) | 0 | (103,683) | (8,402) |
| 2009 | 0 | (7,733) | (65,499) | 0 | (27,319) | (4,950) | 0 | (6,393) | (3,000) | 0 | 0 | (105,145) | (14,516) |
| 2010 | 0 | (56) | 0 | | 0 | | 0 | 0 | (8,393) | 0 | 0 | (43,833) | (52,413) |
| 2011 | 0 | 0 | 0 | 0 | 0 | 0 | 0 | 0 | 0 | 0 | 0 | (14,223) | (23,419) |
| 2012 | 0 | 0 | 0 | 0 | (17,000) | 0 | 0 | 0 | (4,000) | 0 | 0 | (12,815) | 0 |
| 2013 | 0 | (24,626) | (37,544) | 0 | (27,308) | 0 | 0 | 0 | (16,500) | 0 | 0 | (34,355) | (31,478) |
| 2014 | 0 | (7,476) | (30,049) | (694) | (29,134) | (4,951) | (5,901) | 0 | (5,000) | 0 | 0 | (90,996) | (9,882) |
| 2015 | 0 | (20,190) | (32,517) | 0 | (40,572) | 0 | (5,029) | 0 | (9,500) | 0 | 0 | (56,927) | (6,899) |
| 2016 | 0 | (626) | (12,440) | 0 | (1,122) | 0 | 0 | 0 | (16,500) | 0 | 0 | (64,384) | (23,389) |
| 2017 | 0 | 0 | 0 | 0 | 0 | 0 | 0 | 0 | (5,397) | 0 | 0 | (6,075) | (6,375) |
| 2018 | 0 | 0 | 0 | 0 | 0 | 0 | 0 | 0 | (20,603) | 0 | (6,379) | (44,565) | (2,618) |
| 2019 | 0 | 0 | 0 | 0 | 0 | 0 | 0 | 0 | 0 | 0 | 0 | 0 | 0 |
| **2020** | **0** | **0** | **0** | **0** | **0** | **0** | **0** | **0** | **0** | **0** | **0** | **0** | **0** |
| 2021 | 0 | 0 | 0 | 0 | 0 | 0 | 0 | 0 | 0 | 0 | 0 | 0 | 0 |
| 2022 | 0 | 0 | 0 | 0 | 0 | 0 | 0 | 0 | 0 | 0 | 0 | 0 | 0 |
| 2023 | 0 | 0 | 0 | 0 | 0 | 0 | 0 | 0 | 0 | 0 | 0 | 0 | 0 |
| 2024 | 0 | 0 | 0 | 0 | 0 | 0 | 0 | 0 | 0 | 0 | 0 | 0 | 0 |
| 2025 | 0 | 0 | 0 | 0 | 0 | 0 | 0 | 0 | 0 | 0 | 0 | 0 | 0 |
| 2026 | 0 | 0 | 0 | 0 | 0 | 0 | 0 | 0 | 0 | 0 | 0 | 0 | 0 |
| 2027 | 0 | 0 | 0 | 0 | 0 | 0 | 0 | 0 | 0 | 0 | 0 | 0 | 0 |
| 2028 | 0 | 0 | 0 | 0 | 0 | 0 | 0 | 0 | 0 | 0 | 0 | 0 | 0 |
| 2029 | 0 | 0 | 0 | 0 | 0 | 0 | 0 | 0 | 0 | 0 | 0 | 0 | 0 |
| 2030 | 0 | 0 | 0 | 0 | 0 | 0 | 0 | 0 | 0 | 0 | 0 | 0 | 0 |
| 2031 | 0 | 0 | 0 | 0 | 0 | 0 | 0 | 0 | 0 | 0 | 0 | 0 | 0 |
| 2032 | 0 | 0 | 0 | 0 | 0 | 0 | 0 | 0 | 0 | 0 | 0 | 0 | 0 |
| 2033 | 0 | 0 | 0 | 0 | 0 | 0 | 0 | 0 | 0 | 0 | 0 | 0 | 0 |
| 2034 | 0 | 0 | 0 | 0 | 0 | 0 | 0 | 0 | 0 | 0 | 0 | 0 | 0 |
| 2035 | 0 | 0 | 0 | 0 | 0 | 0 | 0 | 0 | 0 | 0 | 0 | 0 | 0 |
| **TOTAL** | **(4,864)** | **(74,992)** | **(506,114)** | **(694)** | **(202,455)** | **(9,901)** | **(10,930)** | **(14,786)** | **(91,893)** | **(3,486)** | **(6,379)** | **(613,427)** | **(228,029)** |

[a] Castaic Lake Water Agency's SWP Water Supply Contract was transferred to Santa Clarita Valley Water Agency effective November 2, 2018.

## TABLE B-5A-Adj Annual Water Quantity Adjustments to Water Delivered from Each Aqueduct Reach to Each Contractor (acre-feet)



| | CALIFORNIA AQUEDUCT (continued) | | | | | | | | | | | |
|---|---|---|---|---|---|---|---|---|---|---|---|---|
| | SOUTH SAN JOAQUIN DIVISION (continued) | | | | | | | | | | | |
| | Reach 12E (continued) | | | | Reach 13B | | | | | | | |
| Calendar Year | San Bernardino | San Gorgonio | Santa Clara | Santa Clarita[a] | Alameda-Zone 7 | Alameda County | Dudley Ridge | Kern Agricultural | Metropolitan | Palmdale | San Bernardino | Santa Clara |
| | [40] | [41] | [42] | [43] | [44] | [45] | [46] | [47] | [48] | [49] | [50] | [51] |
| 1962 | 0 | 0 | 0 | 0 | 0 | 0 | 0 | 0 | 0 | 0 | 0 | 0 |
| 1963 | 0 | 0 | 0 | 0 | 0 | 0 | 0 | 0 | 0 | 0 | 0 | 0 |
| 1964 | 0 | 0 | 0 | 0 | 0 | 0 | 0 | 0 | 0 | 0 | 0 | 0 |
| 1965 | 0 | 0 | 0 | 0 | 0 | 0 | 0 | 0 | 0 | 0 | 0 | 0 |
| 1966 | 0 | 0 | 0 | 0 | 0 | 0 | 0 | 0 | 0 | 0 | 0 | 0 |
| 1967 | 0 | 0 | 0 | 0 | 0 | 0 | 0 | 0 | 0 | 0 | 0 | 0 |
| 1968 | 0 | 0 | 0 | 0 | 0 | 0 | 0 | 0 | 0 | 0 | 0 | 0 |
| 1969 | 0 | 0 | 0 | 0 | 0 | 0 | 0 | 0 | 0 | 0 | 0 | 0 |
| 1970 | 0 | 0 | 0 | 0 | 0 | 0 | 0 | 0 | 0 | 0 | 0 | 0 |
| 1971 | 0 | 0 | 0 | 0 | 0 | 0 | 0 | 0 | 0 | 0 | 0 | 0 |
| 1972 | 0 | 0 | 0 | 0 | 0 | 0 | 0 | 0 | 0 | 0 | 0 | 0 |
| 1973 | 0 | 0 | 0 | 0 | 0 | 0 | 0 | 0 | 0 | 0 | 0 | 0 |
| 1974 | 0 | 0 | 0 | 0 | 0 | 0 | 0 | 0 | 0 | 0 | 0 | 0 |
| 1975 | 0 | 0 | 0 | 0 | 0 | 0 | 0 | 0 | 0 | 0 | 0 | 0 |
| 1976 | 0 | 0 | 0 | 0 | 0 | 0 | 0 | 0 | 0 | 0 | 0 | 0 |
| 1977 | 0 | 0 | 0 | 0 | 0 | 0 | 0 | 0 | 0 | 0 | 0 | 0 |
| 1978 | 0 | 0 | 0 | 0 | 0 | 0 | 0 | 0 | 0 | 0 | 0 | 0 |
| 1979 | 0 | 0 | 0 | 0 | 0 | 0 | 0 | 0 | 0 | 0 | 0 | 0 |
| 1980 | 0 | 0 | 0 | 0 | 0 | 0 | 0 | 0 | 0 | 0 | 0 | 0 |
| 1981 | 0 | 0 | 0 | 0 | 0 | 0 | 0 | 0 | 0 | 0 | 0 | 0 |
| 1982 | 0 | 0 | 0 | 0 | 0 | 0 | 0 | 0 | 0 | 0 | 0 | 0 |
| 1983 | 0 | 0 | 0 | 0 | 0 | 0 | 0 | 0 | 0 | 0 | 0 | 0 |
| 1984 | 0 | 0 | 0 | 0 | 0 | 0 | 0 | 0 | 0 | 0 | 0 | 0 |
| 1985 | 0 | 0 | 0 | 0 | 0 | 0 | 0 | 0 | 0 | 0 | 0 | 0 |
| 1986 | 0 | 0 | 0 | 0 | 0 | 0 | 0 | 0 | 0 | 0 | 0 | 0 |
| 1987 | 0 | 0 | 0 | 0 | 0 | 0 | 0 | 0 | 0 | 0 | 0 | 0 |
| 1988 | 0 | 0 | 0 | 0 | 0 | 0 | 0 | 0 | 0 | 0 | 0 | 0 |
| 1989 | 0 | 0 | 0 | 0 | 0 | 0 | 0 | 0 | 0 | 0 | 0 | 0 |
| 1990 | 0 | 0 | 0 | 0 | 0 | 0 | 0 | 0 | 0 | 0 | 0 | 0 |
| 1991 | 0 | 0 | 0 | 0 | 0 | 0 | 0 | 0 | 0 | 0 | 0 | 0 |
| 1992 | 0 | 0 | 0 | 0 | 0 | 0 | 0 | 0 | 0 | 0 | 0 | 0 |
| 1993 | 0 | 0 | 0 | 0 | 0 | 0 | 0 | 0 | 0 | 0 | 0 | 0 |
| 1994 | 0 | 0 | 0 | 0 | 0 | 0 | 0 | 0 | 0 | 0 | 0 | 0 |
| 1995 | 0 | 0 | 0 | 0 | 0 | 0 | 0 | 0 | 0 | 0 | 0 | 0 |
| 1996 | 0 | 0 | 0 | 0 | 0 | 0 | 0 | 0 | 0 | 0 | 0 | 0 |
| 1997 | 0 | 0 | 0 | 0 | 0 | 0 | 0 | 0 | 0 | 0 | 0 | 0 |
| 1998 | 0 | 0 | 0 | 0 | 0 | 0 | 0 | 0 | 0 | 0 | 0 | 0 |
| 1999 | 0 | 0 | 0 | 0 | 0 | 0 | 0 | 0 | 0 | 0 | 0 | 0 |
| 2000 | 0 | 0 | 0 | 0 | 0 | 0 | 0 | 0 | 0 | 0 | 0 | 0 |
| 2001 | 0 | 0 | 0 | 0 | 0 | 0 | 0 | (132,228) | 0 | 0 | 0 | 0 |
| 2002 | 0 | 0 | 0 | 0 | 0 | 0 | 0 | (22,161) | 0 | 0 | 0 | 0 |
| 2003 | 0 | 0 | 0 | 0 | 0 | 0 | 0 | (15,316) | (24,523) | 0 | 0 | 0 |
| 2004 | 0 | 0 | 0 | 0 | 0 | 0 | 0 | (43,985) | (4,813) | 0 | 0 | 0 |
| 2005 | 0 | 0 | 0 | 0 | 0 | 0 | 0 | 0 | 0 | 0 | 0 | 0 |
| 2006 | 0 | 0 | 0 | 0 | 0 | 0 | 0 | 0 | 0 | 0 | 0 | 0 |
| 2007 | 0 | 0 | 0 | (11,000) | 0 | 0 | 0 | (257,750) | 0 | (4,926) | 0 | 0 |
| 2008 | 0 | 0 | 0 | (11,000) | 0 | 0 | 0 | (228,579) | (25,721) | 0 | 0 | 0 |
| 2009 | 0 | 0 | (6,134) | (11,000) | 0 | 0 | 0 | (186,044) | 0 | 0 | 0 | 0 |
| 2010 | 0 | 0 | 0 | (2,750) | 0 | 0 | 0 | (59,451) | 0 | 0 | 0 | 0 |
| 2011 | 0 | 0 | 0 | 0 | 0 | 0 | 0 | (29,041) | 0 | 0 | 0 | 0 |
| 2012 | 0 | 0 | 0 | 0 | 0 | 0 | (6,068) | (103,364) | 0 | 0 | 0 | 0 |
| 2013 | (1,500) | 0 | 0 | 0 | 0 | 0 | 0 | (160,286) | (1,033) | 0 | 0 | (17,692) |
| 2014 | (400) | 0 | 0 | (13,824) | (931) | (1,088) | (16,789) | (161,077) | (17,184) | 0 | (3,906) | (5,253) |
| 2015 | 0 | 0 | (288) | (13,993) | (1,600) | (2,097) | (14,460) | (112,780) | (21,935) | 0 | 0 | (4,625) |
| 2016 | 0 | 0 | 0 | (5,940) | 0 | 0 | 0 | (28,033) | 0 | 0 | 0 | 0 |
| 2017 | 0 | (1,700) | 0 | 0 | 0 | 0 | 0 | (60,240) | 0 | 0 | 0 | 0 |
| 2018 | 0 | (1,700) | 0 | (6,000) | 0 | 0 | (1,506) | (54,934) | 0 | 0 | 0 | 0 |
| 2019 | 0 | 0 | 0 | (1,100) | 0 | 0 | 0 | (13,558) | 0 | 0 | 0 | 0 |
| **2020** | **0** | **0** | **0** | **0** | **0** | **0** | **0** | **0** | **0** | **0** | **0** | **0** |
| 2021 | 0 | 0 | 0 | 0 | 0 | 0 | 0 | 0 | 0 | 0 | 0 | 0 |
| 2022 | 0 | 0 | 0 | 0 | 0 | 0 | 0 | 0 | 0 | 0 | 0 | 0 |
| 2023 | 0 | 0 | 0 | 0 | 0 | 0 | 0 | 0 | 0 | 0 | 0 | 0 |
| 2024 | 0 | 0 | 0 | 0 | 0 | 0 | 0 | 0 | 0 | 0 | 0 | 0 |
| 2025 | 0 | 0 | 0 | 0 | 0 | 0 | 0 | 0 | 0 | 0 | 0 | 0 |
| 2026 | 0 | 0 | 0 | 0 | 0 | 0 | 0 | 0 | 0 | 0 | 0 | 0 |
| 2027 | 0 | 0 | 0 | 0 | 0 | 0 | 0 | 0 | 0 | 0 | 0 | 0 |
| 2028 | 0 | 0 | 0 | 0 | 0 | 0 | 0 | 0 | 0 | 0 | 0 | 0 |
| 2029 | 0 | 0 | 0 | 0 | 0 | 0 | 0 | 0 | 0 | 0 | 0 | 0 |
| 2030 | 0 | 0 | 0 | 0 | 0 | 0 | 0 | 0 | 0 | 0 | 0 | 0 |
| 2031 | 0 | 0 | 0 | 0 | 0 | 0 | 0 | 0 | 0 | 0 | 0 | 0 |
| 2032 | 0 | 0 | 0 | 0 | 0 | 0 | 0 | 0 | 0 | 0 | 0 | 0 |
| 2033 | 0 | 0 | 0 | 0 | 0 | 0 | 0 | 0 | 0 | 0 | 0 | 0 |
| 2034 | 0 | 0 | 0 | 0 | 0 | 0 | 0 | 0 | 0 | 0 | 0 | 0 |
| 2035 | 0 | 0 | 0 | 0 | 0 | 0 | 0 | 0 | 0 | 0 | 0 | 0 |
| **TOTAL** | **(1,900)** | **(3,400)** | **(6,422)** | **(76,607)** | **(2,531)** | **(3,185)** | **(38,823)** | **(1,668,827)** | **(95,209)** | **(4,926)** | **(3,906)** | **(27,570)** |

[a] Castaic Lake Water Agency's SWP Water Supply Contract was transferred to Santa Clarita Valley Water Agency effective November 2, 2018.

## TABLE B-5A-Adj Annual Water Quantity Adjustments to Water Delivered from Each Aqueduct Reach to Each Contractor (acre-feet)

Sheet 5 of 5

| | CALIFORNIA AQUEDUCT (continued) | | | | | | | | | | |
|---|---|---|---|---|---|---|---|---|---|---|---|
| | SOUTH SAN JOAQUIN DIVISION (continued) | | | | | MOJAVE DIVISION | | | | SANTA ANA DIVISION | |
| | Reach 14B | Reach 14C | | Reach 15A | Reach 16A | Reach 22A | Reach 22B | | Reach 24 | Reach EBX2C | |
| Calendar Year | Kern (Agricultural) | Kern (Agricultural) | Metropolitan | Kern (Agricultural) | Kern (Agricultural) | AVEK | AVEK | Metropolitan | Metropolitan | San Bernardino | GRAND TOTAL |
| | [52] | [53] | [54] | [55] | [56] | [57] | [58] | [59] | [60] | [61] | [62] |
| 1962 | 0 | 0 | 0 | 0 | 0 | 0 | 0 | 0 | 0 | 0 | 0 |
| 1963 | 0 | 0 | 0 | 0 | 0 | 0 | 0 | 0 | 0 | 0 | 0 |
| 1964 | 0 | 0 | 0 | 0 | 0 | 0 | 0 | 0 | 0 | 0 | 0 |
| 1965 | 0 | 0 | 0 | 0 | 0 | 0 | 0 | 0 | 0 | 0 | 0 |
| 1966 | 0 | 0 | 0 | 0 | 0 | 0 | 0 | 0 | 0 | 0 | 0 |
| 1967 | 0 | 0 | 0 | 0 | 0 | 0 | 0 | 0 | 0 | 0 | 0 |
| 1968 | 0 | 0 | 0 | 0 | 0 | 0 | 0 | 0 | 0 | 0 | 0 |
| 1969 | 0 | 0 | 0 | 0 | 0 | 0 | 0 | 0 | 0 | 0 | 0 |
| 1970 | 0 | 0 | 0 | 0 | 0 | 0 | 0 | 0 | 0 | 0 | 0 |
| 1971 | 0 | 0 | 0 | 0 | 0 | 0 | 0 | 0 | 0 | 0 | 0 |
| 1972 | 0 | 0 | 0 | 0 | 0 | 0 | 0 | 0 | 0 | 0 | 0 |
| 1973 | 0 | 0 | 0 | 0 | 0 | 0 | 0 | 0 | 0 | 0 | 0 |
| 1974 | 0 | 0 | 0 | 0 | 0 | 0 | 0 | 0 | 0 | 0 | 0 |
| 1975 | 0 | 0 | 0 | 0 | 0 | 0 | 0 | 0 | 0 | 0 | 0 |
| 1976 | 0 | 0 | 0 | 0 | 0 | 0 | 0 | 0 | 0 | 0 | 0 |
| 1977 | 0 | 0 | 0 | 0 | 0 | 0 | 0 | 0 | 0 | 0 | 0 |
| 1978 | 0 | 0 | 0 | 0 | 0 | 0 | 0 | 0 | 0 | 0 | 0 |
| 1979 | 0 | 0 | 0 | 0 | 0 | 0 | 0 | 0 | 0 | 0 | 0 |
| 1980 | 0 | 0 | 0 | 0 | 0 | 0 | 0 | 0 | 0 | 0 | 0 |
| 1981 | 0 | 0 | 0 | 0 | 0 | 0 | 0 | 0 | 0 | 0 | 0 |
| 1982 | 0 | 0 | 0 | 0 | 0 | 0 | 0 | 0 | 0 | 0 | 0 |
| 1983 | 0 | 0 | 0 | 0 | 0 | 0 | 0 | 0 | 0 | 0 | 0 |
| 1984 | 0 | 0 | 0 | 0 | 0 | 0 | 0 | 0 | 0 | 0 | 0 |
| 1985 | 0 | 0 | 0 | 0 | 0 | 0 | 0 | 0 | 0 | 0 | 0 |
| 1986 | 0 | 0 | 0 | 0 | 0 | 0 | 0 | 0 | 0 | 0 | 0 |
| 1987 | 0 | 0 | 0 | 0 | 0 | 0 | 0 | 0 | 0 | 0 | 0 |
| 1988 | 0 | 0 | 0 | 0 | 0 | 0 | 0 | 0 | 0 | 0 | 0 |
| 1989 | 0 | 0 | 0 | 0 | 0 | 0 | 0 | 0 | 0 | 0 | 0 |
| 1990 | 0 | 0 | 0 | 0 | 0 | 0 | 0 | 0 | 0 | 0 | 0 |
| 1991 | 0 | 0 | 0 | 0 | 0 | 0 | 0 | 0 | 0 | 0 | 0 |
| 1992 | 0 | 0 | 0 | 0 | 0 | 0 | 0 | 0 | 0 | 0 | 0 |
| 1993 | 0 | 0 | 0 | 0 | 0 | 0 | 0 | 0 | 0 | 0 | 0 |
| 1994 | 0 | 0 | 0 | 0 | 0 | 0 | 0 | 0 | 0 | 0 | 0 |
| 1995 | 0 | 0 | 0 | 0 | 0 | 0 | 0 | 0 | 0 | 0 | 0 |
| 1996 | 0 | 0 | 0 | 0 | 0 | 0 | 0 | 0 | 0 | 0 | 0 |
| 1997 | 0 | 0 | 0 | 0 | 0 | 0 | 0 | 0 | 0 | 0 | 0 |
| 1998 | 0 | 0 | 0 | 0 | 0 | 0 | 0 | 0 | 0 | 0 | 0 |
| 1999 | 0 | 0 | 0 | 0 | 0 | 0 | 0 | 0 | 0 | 0 | 0 |
| 2000 | 0 | 0 | 0 | 0 | 0 | 0 | 0 | 0 | 0 | 0 | (51,089) |
| 2001 | (396) | (242) | 0 | 0 | 0 | 0 | (152) | 0 | 0 | 0 | (255,589) |
| 2002 | 0 | 0 | 0 | 0 | 0 | 0 | 0 | 0 | 0 | 0 | (46,131) |
| 2003 | 0 | 0 | (12,380) | 0 | 0 | 0 | 0 | 0 | 0 | 0 | (90,890) |
| 2004 | 0 | 0 | (25,512) | 0 | 0 | 0 | 0 | 0 | 0 | (844) | (197,363) |
| 2005 | 0 | 0 | 0 | 0 | 0 | 0 | 0 | 0 | 0 | (7) | (40,942) |
| 2006 | 0 | 0 | 0 | 0 | 0 | 0 | 0 | 0 | 0 | (2) | (73,814) |
| 2007 | 0 | 0 | (24,225) | 0 | 0 | 0 | 0 | (8,751) | (17,249) | 0 | (486,841) |
| 2008 | 0 | 0 | (37,602) | 0 | 0 | 0 | 0 | (4,816) | (3,679) | (6) | (681,260) |
| 2009 | (1,706) | (5,168) | (54,948) | (2,788) | (444) | 0 | 0 | 0 | (7,488) | (11) | (609,996) |
| 2010 | (1,867) | (4,761) | (32,758) | (2,913) | 0 | 0 | 0 | 0 | (2,891) | 0 | (546,720) |
| 2011 | 0 | 0 | (16,065) | 0 | 0 | 0 | 0 | 0 | 0 | 0 | (308,580) |
| 2012 | (73) | (862) | (10,010) | (405) | 0 | 0 | 0 | 0 | 0 | 0 | (230,793) |
| 2013 | (264) | (4,691) | (33,205) | (406) | 0 | 0 | 0 | 0 | 0 | 0 | (416,788) |
| 2014 | (6,898) | (10,773) | (47,358) | (5,962) | 0 | (1,046) | 0 | 0 | 0 | 0 | (614,333) |
| 2015 | (10,554) | (11,108) | (70,200) | (5,560) | 0 | (1,516) | 0 | 0 | 0 | 0 | (597,091) |
| 2016 | (8,376) | (4,939) | (29,819) | (3,549) | 0 | (1,056) | 0 | 0 | 0 | 0 | (283,675) |
| 2017 | 0 | 0 | (5,863) | 0 | 0 | 0 | 0 | 0 | 0 | 0 | (356,414) |
| 2018 | 6,606) | (5,372) | (13,893) | (1,698) | 0 | 0 | 0 | 0 | 0 | 0 | (284,423) |
| 2019 | 0 | 0 | 0 | 0 | 0 | 0 | 0 | 0 | 0 | 0 | (46,037) |
| **2020** | **0** | **0** | **0** | **0** | **0** | **0** | **0** | **0** | **0** | **0** | **0** |
| 2021 | 0 | 0 | 0 | 0 | 0 | 0 | 0 | 0 | 0 | 0 | 0 |
| 2022 | 0 | 0 | 0 | 0 | 0 | 0 | 0 | 0 | 0 | 0 | 0 |
| 2023 | 0 | 0 | 0 | 0 | 0 | 0 | 0 | 0 | 0 | 0 | 0 |
| 2024 | 0 | 0 | 0 | 0 | 0 | 0 | 0 | 0 | 0 | 0 | 0 |
| 2025 | 0 | 0 | 0 | 0 | 0 | 0 | 0 | 0 | 0 | 0 | 0 |
| 2026 | 0 | 0 | 0 | 0 | 0 | 0 | 0 | 0 | 0 | 0 | 0 |
| 2027 | 0 | 0 | 0 | 0 | 0 | 0 | 0 | 0 | 0 | 0 | 0 |
| 2028 | 0 | 0 | 0 | 0 | 0 | 0 | 0 | 0 | 0 | 0 | 0 |
| 2029 | 0 | 0 | 0 | 0 | 0 | 0 | 0 | 0 | 0 | 0 | 0 |
| 2030 | 0 | 0 | 0 | 0 | 0 | 0 | 0 | 0 | 0 | 0 | 0 |
| 2031 | 0 | 0 | 0 | 0 | 0 | 0 | 0 | 0 | 0 | 0 | 0 |
| 2032 | 0 | 0 | 0 | 0 | 0 | 0 | 0 | 0 | 0 | 0 | 0 |
| 2033 | 0 | 0 | 0 | 0 | 0 | 0 | 0 | 0 | 0 | 0 | 0 |
| 2034 | 0 | 0 | 0 | 0 | 0 | 0 | 0 | 0 | 0 | 0 | 0 |
| 2035 | 0 | 0 | 0 | 0 | 0 | 0 | 0 | 0 | 0 | 0 | 0 |
| **TOTAL** | **(36,740)** | **(47,916)** | **(413,838)** | **(23,281)** | **(444)** | **(3,618)** | **(152)** | **(13,567)** | **(31,307)** | **(870)** | **(6,218,769)** |

# Tables B-5B through B-31

Note: Where applicable, the projected data values shown in this appendix are shaded and the bill year data are in **bold** type.

## TABLE B-5B Annual Water Quantities Delivered to Each Contractor (acre-feet)



| | NORTH BAY AREA | | | SOUTH BAY AREA[a] | | | | CENTRAL COASTAL AREA | | |
|---|---|---|---|---|---|---|---|---|---|---|
| Calendar Year | Napa[b] | Solano | Total | Alameda-Zone 7 | Alameda County | Santa Clara | Total | San Luis Obispo | Santa Barbara | Total |
| | [1] | [2] | [3] | [4] | [5] | [6] | [7] | [8] | [9] | [10] |
| 1962 | 0 | 0 | 0 | 494 | 8,412 | 0 | 8,906 | 0 | 0 | 0 |
| 1963 | 0 | 0 | 0 | 1,731 | 10,914 | 0 | 12,645 | 0 | 0 | 0 |
| 1964 | 0 | 0 | 0 | 1,673 | 19,238 | 0 | 20,911 | 0 | 0 | 0 |
| 1965 | 0 | 0 | 0 | 2,605 | 16,407 | 15,014 | 34,026 | 0 | 0 | 0 |
| 1966 | 0 | 0 | 0 | 5,511 | 14,864 | 34,538 | 54,913 | 0 | 0 | 0 |
| 1967 | 0 | 0 | 0 | 4,780 | 12,882 | 39,101 | 56,763 | 0 | 0 | 0 |
| 1968 | 1,214 | 0 | 1,214 | 6,133 | 24,817 | 70,105 | 101,055 | 0 | 0 | 0 |
| 1969 | 2,687 | 0 | 2,687 | 6,635 | 813 | 62,264 | 69,712 | 0 | 0 | 0 |
| 1970 | 3,618 | 0 | 3,618 | 9,249 | 0 | 80,311 | 89,560 | 0 | 0 | 0 |
| 1971 | 2,521 | 0 | 2,521 | 5,017 | 5,961 | 87,606 | 98,584 | 0 | 0 | 0 |
| 1972 | 3,647 | 0 | 3,647 | 10,489 | 27,671 | 100,266 | 138,426 | 0 | 0 | 0 |
| 1973 | 3,792 | 0 | 3,792 | 2,975 | 2,521 | 88,582 | 94,078 | 0 | 0 | 0 |
| 1974 | 4,870 | 0 | 4,870 | 1,314 | 4 | 88,000 | 89,318 | 0 | 0 | 0 |
| 1975 | 6,840 | 0 | 6,840 | 4,618 | 986 | 88,000 | 93,604 | 0 | 0 | 0 |
| 1976 | 7,122 | 0 | 7,122 | 17,131 | 21,300 | 88,000 | 126,431 | 0 | 0 | 0 |
| 1977 | 8,226 | 0 | 8,226 | 12,644 | 18,840 | 76,220 | 107,704 | 0 | 0 | 0 |
| 1978 | 6,034 | 0 | 6,034 | 10,984 | 5,863 | 95,727 | 112,574 | 0 | 0 | 0 |
| 1979 | 6,561 | 0 | 6,561 | 19,325 | 10,874 | 91,991 | 122,190 | 0 | 0 | 0 |
| 1980 | 6,707 | 0 | 6,707 | 16,790 | 11,034 | 88,000 | 115,824 | 0 | 0 | 0 |
| 1981 | 9,001 | 0 | 9,001 | 19,590 | 21,917 | 88,000 | 129,507 | 0 | 0 | 0 |
| 1982 | 1,213 | 0 | 1,213 | 13,123 | 6,316 | 88,000 | 107,439 | 0 | 0 | 0 |
| 1983 | 2,287 | 0 | 2,287 | 4,766 | 3,157 | 86,733 | 94,656 | 0 | 0 | 0 |
| 1984 | 2,923 | 0 | 2,923 | 6,784 | 3,338 | 88,000 | 98,122 | 0 | 0 | 0 |
| 1985 | 4,039 | 0 | 4,039 | 15,072 | 19,016 | 88,000 | 122,088 | 0 | 0 | 0 |
| 1986 | 3,519 | 1,400 | 4,919 | 10,609 | 12,379 | 88,000 | 110,988 | 0 | 0 | 0 |
| 1987 | 7,693 | 1,550 | 9,243 | 23,406 | 25,390 | 88,000 | 136,796 | 0 | 0 | 0 |
| 1988 | 5,392 | 9,726 | 15,118 | 25,830 | 33,464 | 87,961 | 147,255 | 0 | 0 | 0 |
| 1989 | 6,195 | 17,256 | 23,451 | 26,227 | 26,042 | 90,000 | 142,269 | 0 | 0 | 0 |
| 1990 | 6,940 | 19,131 | 26,071 | 33,034 | 31,703 | 92,000 | 156,737 | 0 | 0 | 0 |
| 1991 | 1,380 | 6,972 | 8,352 | 9,411 | 12,648 | 28,200 | 50,259 | 0 | 1,240 | 1,240 |
| 1992 | 4,001 | 14,773 | 18,774 | 14,669 | 19,153 | 42,839 | 76,661 | 0 | 0 | 0 |
| 1993 | 5,286 | 29,180 | 34,466 | 33,635 | 10,271 | 62,065 | 105,971 | 0 | 0 | 0 |
| 1994 | 6,792 | 25,256 | 32,048 | 20,542 | 22,911 | 57,115 | 100,568 | 0 | 0 | 0 |
| 1995 | 5,182 | 21,345 | 26,527 | 30,091 | 17,793 | 28,756 | 76,640 | 0 | 0 | 0 |
| 1996 | 4,893 | 29,999 | 34,892 | 18,903 | 19,662 | 89,850 | 128,415 | 100 | 0 | 100 |
| 1997 | 4,341 | 33,530 | 37,871 | 27,522 | 24,063 | 95,601 | 147,186 | 1,199 | 7,439 | 8,638 |
| 1998 | 5,359 | 29,766 | 35,125 | 17,941 | 19,075 | 63,410 | 100,426 | 3,592 | 18,618 | 22,210 |
| 1999 | 5,304 | 34,753 | 40,057 | 50,910 | 37,652 | 82,945 | 171,507 | 3,743 | 20,137 | 23,880 |
| 2000 | 4,958 | 37,015 | 41,973 | 58,617 | 35,978 | 101,988 | 196,583 | 3,962 | 22,741 | 26,703 |
| 2001 | 9,345 | 34,586 | 43,931 | 34,409 | 18,004 | 77,922 | 130,335 | 4,283 | 18,946 | 23,229 |
| 2002 | 6,875 | 38,560 | 45,435 | 53,261 | 27,811 | 62,186 | 143,258 | 4,355 | 27,636 | 31,991 |
| 2003 | 7,646 | 33,951 | 41,597 | 45,450 | 36,590 | 108,981 | 191,021 | 4,453 | 26,968 | 31,421 |
| 2004 | 8,134 | 43,002 | 51,136 | 52,364 | 27,884 | 59,458 | 139,706 | 4,165 | 29,705 | 33,870 |
| 2005 | 7,669 | 37,819 | 45,488 | 47,512 | 44,599 | 128,249 | 220,360 | 4,251 | 23,344 | 27,595 |
| 2006 | 7,789 | 35,516 | 43,305 | 54,527 | 43,079 | 128,210 | 225,816 | 4,209 | 23,275 | 27,484 |
| 2007 | 10,957 | 47,300 | 58,257 | 40,157 | 24,391 | 75,382 | 139,930 | 3,776 | 27,740 | 31,516 |
| 2008 | 13,292 | 41,320 | 54,612 | 41,186 | 22,902 | 59,160 | 123,248 | 3,402 | 18,393 | 21,795 |
| 2009 | 10,904 | 30,950 | 41,854 | 31,087 | 19,496 | 76,363 | 126,946 | 3,801 | 15,452 | 19,253 |
| 2010 | 12,417 | 30,816 | 43,233 | 47,343 | 22,571 | 107,871 | 177,785 | 3,757 | 17,775 | 21,532 |
| 2011 | 11,314 | 27,995 | 39,309 | 52,726 | 36,610 | 129,062 | 218,398 | 3,819 | 32,945 | 36,764 |
| 2012 | 9,907 | 29,347 | 39,254 | 55,239 | 20,831 | 63,794 | 139,864 | 3,944 | 19,474 | 23,418 |
| 2013 | 12,538 | 35,869 | 48,407 | 44,856 | 23,640 | 84,623 | 153,119 | 3,681 | 18,018 | 21,699 |
| 2014 | 14,164 | 19,679 | 33,843 | 34,296 | 30,066 | 67,446 | 131,808 | 3,206 | 16,757 | 19,963 |
| 2015 | 11,199 | 23,836 | 35,035 | 32,432 | 27,259 | 82,888 | 142,579 | 3,438 | 11,673 | 15,111 |
| 2016 | 8,993 | 23,605 | 32,598 | 53,484 | 27,357 | 107,164 | 188,005 | 4,199 | 35,537 | 39,736 |
| 2017 | 8,225 | 28,265 | 36,490 | 56,458 | 29,036 | 127,155 | 212,649 | 2,845 | 51,105 | 53,950 |
| 2018 | 11,682 | 35,072 | 46,754 | 39,523 | 18,161 | 121,736 | 179,420 | 2,427 | 28,348 | 30,775 |
| 2019 | 21,343 | 34,680 | 56,023 | 48,297 | 15,356 | 76,938 | 140,591 | 3,337 | 20,910 | 24,247 |
| **2020** | **17,415** | **28,654** | **46,069** | **48,371** | **25,200** | **60,000** | **133,571** | **12,696** | **27,292** | **39,988** |
| 2021 | 17,415 | 28,654 | 46,069 | 48,371 | 25,200 | 60,000 | 133,571 | 12,710 | 27,292 | 40,002 |
| 2022 | 17,415 | 28,654 | 46,069 | 48,371 | 25,200 | 60,000 | 133,571 | 12,810 | 27,292 | 40,102 |
| 2023 | 17,415 | 28,654 | 46,069 | 48,371 | 25,200 | 60,000 | 133,571 | 12,858 | 27,292 | 40,150 |
| 2024 | 17,415 | 28,654 | 46,069 | 48,371 | 25,200 | 60,000 | 133,571 | 12,858 | 27,292 | 40,150 |
| 2025 | 17,415 | 28,654 | 46,069 | 48,371 | 25,200 | 60,000 | 133,571 | 12,858 | 27,292 | 40,150 |
| 2026 | 17,415 | 28,654 | 46,069 | 48,371 | 25,200 | 60,000 | 133,571 | 12,858 | 27,292 | 40,150 |
| 2027 | 17,415 | 28,654 | 46,069 | 48,371 | 25,200 | 60,000 | 133,571 | 12,858 | 27,292 | 40,150 |
| 2028 | 17,415 | 28,654 | 46,069 | 48,371 | 25,200 | 60,000 | 133,571 | 12,858 | 27,292 | 40,150 |
| 2029 | 17,415 | 28,654 | 46,069 | 48,371 | 25,200 | 60,000 | 133,571 | 12,858 | 27,292 | 40,150 |
| 2030 | 17,415 | 28,654 | 46,069 | 48,371 | 25,200 | 60,000 | 133,571 | 12,858 | 27,292 | 40,150 |
| 2031 | 17,415 | 28,654 | 46,069 | 48,371 | 25,200 | 60,000 | 133,571 | 12,858 | 27,292 | 40,150 |
| 2032 | 17,415 | 28,654 | 46,069 | 48,371 | 25,200 | 60,000 | 133,571 | 12,858 | 27,292 | 40,150 |
| 2033 | 17,415 | 28,654 | 46,069 | 48,371 | 25,200 | 60,000 | 133,571 | 12,858 | 27,292 | 40,150 |
| 2034 | 17,415 | 28,654 | 46,069 | 48,371 | 25,200 | 60,000 | 133,571 | 12,858 | 27,292 | 40,150 |
| 2035 | 17,415 | 28,654 | 46,069 | 48,371 | 25,200 | 60,000 | 133,571 | 12,858 | 27,292 | 40,150 |
| **TOTAL** | **643,570** | **1,402,284** | **2,045,854** | **2,239,323** | **1,534,172** | **5,435,776** | **9,209,271** | **289,314** | **970,848** | **1,260,162** |

[a] For the period June 1962 through November 1967, deliveries were supplied by non-project water.

[b] For the period 1968 through 1987, deliveries are non-project water pumped through an interim facility.

## TABLE B-5B Annual Water Quantities Delivered to Each Contractor (acre-feet)

Sheet 2 of 4

| | SAN JOAQUIN VALLEY AREA | | | | | | | | |
|---|---|---|---|---|---|---|---|---|---|
| | | | Kern | | | | | | |
| Calendar Year | Dudley Ridge | Empire | Municipal and Industrial | Agricultural | Total | Kings | Oak Flat | Tulare | Total |
| | [11] | [12] | [13] | [14] | [15] | [16] | [17] | [18] | [19] |
| 1962 | 0 | 0 | 0 | 0 | 0 | 0 | 0 | 0 | 0 |
| 1963 | 0 | 0 | 0 | 0 | 0 | 0 | 0 | 0 | 0 |
| 1964 | 0 | 0 | 0 | 0 | 0 | 0 | 0 | 0 | 0 |
| 1965 | 0 | 0 | 0 | 0 | 0 | 0 | 0 | 0 | 0 |
| 1966 | 0 | 0 | 0 | 0 | 0 | 0 | 0 | 0 | 0 |
| 1967 | 0 | 0 | 0 | 0 | 0 | 0 | 0 | 0 | 0 |
| 1968 | 26,360 | 1,978 | 0 | 127,384 | 127,384 | 900 | 3,084 | 25,100 | 184,806 |
| 1969 | 31,375 | 56 | 0 | 141,265 | 141,265 | 100 | 3,016 | 9,923 | 185,735 |
| 1970 | 40,407 | 3,942 | 0 | 204,634 | 204,634 | 0 | 5,911 | 9,578 | 264,472 |
| 1971 | 41,053 | 5,990 | 0 | 360,151 | 360,151 | 3,700 | 7,212 | 122,485 | 540,591 |
| 1972 | 42,443 | 5,795 | 0 | 490,781 | 490,781 | 1,400 | 8,166 | 258,393 | 806,978 |
| 1973 | 22,057 | 3,000 | 0 | 341,469 | 341,469 | 1,500 | 3,214 | 50,464 | 421,704 |
| 1974 | 33,390 | 3,000 | 23,708 | 323,292 | 347,000 | 1,500 | 3,471 | 72,289 | 460,650 |
| 1975 | 40,555 | 3,000 | 14,529 | 396,291 | 410,820 | 1,600 | 3,576 | 86,258 | 545,809 |
| 1976 | 41,421 | 3,000 | 46,719 | 392,531 | 439,250 | 1,600 | 4,112 | 58,811 | 548,194 |
| 1977 | 11,153 | 738 | 27,882 | 163,425 | 191,307 | 1,530 | 1,472 | 18,081 | 224,281 |
| 1978 | 51,747 | 454 | 76,895 | 590,452 | 667,347 | 2,070 | 3,906 | 12,053 | 737,577 |
| 1979 | 38,544 | 1,739 | 62,997 | 683,049 | 746,046 | 2,000 | 6,149 | 155,121 | 949,599 |
| 1980 | 41,000 | 894 | 45,943 | 588,557 | 634,500 | 2,200 | 5,700 | 75,444 | 759,738 |
| 1981 | 41,000 | 5,859 | 75,758 | 615,642 | 691,400 | 2,300 | 4,300 | 83,438 | 828,297 |
| 1982 | 41,000 | 361 | 47,477 | 697,823 | 745,300 | 1,750 | 3,838 | 18,551 | 810,800 |
| 1983 | 42,900 | 0 | 6,854 | 587,653 | 594,507 | 3,550 | 3,822 | 1,006 | 645,785 |
| 1984 | 45,100 | 0 | 90,904 | 769,696 | 860,600 | 3,100 | 5,700 | 5,743 | 920,243 |
| 1985 | 46,251 | 5,197 | 88,515 | 800,381 | 888,896 | 3,400 | 5,433 | 109,791 | 1,058,968 |
| 1986 | 50,249 | 1,170 | 77,240 | 829,101 | 906,341 | 3,700 | 5,107 | 79,355 | 1,045,922 |
| 1987 | 46,288 | 2,525 | 117,174 | 852,731 | 969,905 | 4,000 | 5,625 | 93,084 | 1,121,427 |
| 1988 | 47,994 | 3,475 | 122,409 | 887,111 | 1,009,520 | 4,000 | 4,412 | 95,866 | 1,165,267 |
| 1989 | 57,049 | 3,000 | 123,896 | 1,022,166 | 1,146,062 | 4,000 | 6,091 | 127,950 | 1,344,152 |
| 1990 | 36,296 | 1,279 | 127,837 | 584,611 | 712,448 | 2,000 | 2,922 | 57,070 | 812,015 |
| 1991 | 927 | 221 | 33,122 | 8,965 | 42,087 | 0 | 141 | 2,180 | 45,556 |
| 1992 | 23,770 | 1,354 | 62,326 | 420,894 | 483,220 | 1,806 | 2,239 | 46,728 | 559,117 |
| 1993 | 50,618 | 2,741 | 128,316 | 1,039,614 | 1,167,930 | 4,000 | 4,858 | 124,468 | 1,354,615 |
| 1994 | 28,793 | 1,666 | 87,139 | 570,020 | 657,159 | 2,116 | 3,071 | 62,362 | 755,167 |
| 1995 | 60,686 | 1,631 | 135,415 | 1,016,114 | 1,151,529 | 4,000 | 5,169 | 101,869 | 1,324,884 |
| 1996 | 56,948 | 1,868 | 135,654 | 1,049,409 | 1,185,063 | 4,000 | 4,904 | 236,875 | 1,489,658 |
| 1997 | 71,308 | 0 | 120,708 | 987,451 | 1,108,159 | 0 | 5,238 | 22,369 | 1,207,074 |
| 1998 | 55,650 | 542 | 89,765 | 768,825 | 858,590 | 15 | 4,401 | 20,677 | 939,875 |
| 1999 | 59,697 | 3,176 | 138,153 | 1,039,985 | 1,178,138 | 4,000 | 4,871 | 289,735 | 1,539,617 |
| 2000 | 60,539 | 1,799 | 40,697 | 1,183,440 | 1,224,137 | 3,600 | 4,508 | 201,294 | 1,495,877 |
| 2001 | 41,902 | 1,360 | 3,116 | 651,175 | 654,291 | 1,560 | 3,592 | 84,726 | 787,431 |
| 2002 | 48,915 | 1,405 | 12,589 | 812,870 | 825,459 | 2,854 | 4,885 | 96,502 | 980,020 |
| 2003 | 46,082 | 1,436 | 47,070 | 917,160 | 964,230 | 3,692 | 4,266 | 105,841 | 1,125,547 |
| 2004 | 49,080 | 3,562 | 126,933 | 712,193 | 839,126 | 9,053 | 4,629 | 90,021 | 995,471 |
| 2005 | 79,005 | 3,834 | 69,594 | 1,328,387 | 1,397,981 | 19,806 | 4,194 | 140,279 | 1,645,099 |
| 2006 | 72,080 | 3,282 | 98,199 | 1,164,671 | 1,262,870 | 9,530 | 4,242 | 108,207 | 1,460,211 |
| 2007 | 45,135 | 2,084 | 79,144 | 949,601 | 1,028,745 | 5,746 | 3,567 | 87,083 | 1,172,360 |
| 2008 | 22,174 | 947 | 24,572 | 702,099 | 726,671 | 3,836 | 1,985 | 33,904 | 789,517 |
| 2009 | 21,237 | 1,034 | 2,912 | 779,826 | 782,738 | 3,391 | 1,993 | 36,836 | 847,229 |
| 2010 | 27,967 | 3,259 | 8,183 | 689,917 | 698,100 | 4,679 | 2,906 | 70,238 | 807,149 |
| 2011 | 60,560 | 1,915 | 37,112 | 1,157,336 | 1,194,448 | 6,556 | 2,715 | 63,141 | 1,329,335 |
| 2012 | 30,450 | 2,242 | 27,500 | 778,144 | 805,644 | 7,405 | 3,208 | 95,717 | 944,666 |
| 2013 | 27,046 | 1,567 | 33,501 | 711,840 | 745,341 | 4,645 | 2,820 | 48,361 | 829,780 |
| 2014 | 40,535 | 516 | 1 | 516,001 | 516,002 | 1,256 | 1,520 | 8,934 | 568,763 |
| 2015 | 41,733 | 624 | 11,976 | 508,842 | 520,818 | 1,229 | 1,077 | 17,336 | 582,817 |
| 2016 | 20,908 | 1,822 | 9,633 | 634,649 | 644,282 | 3,660 | 1,855 | 42,387 | 714,914 |
| 2017 | 64,245 | 1,698 | 35,965 | 1,159,922 | 1,195,887 | 6,645 | 2,893 | 61,920 | 1,333,288 |
| 2018 | 41,006 | 1,591 | 4,204 | 609,408 | 613,612 | 3,713 | 2,289 | 51,451 | 713,662 |
| 2019 | 34,641 | 2,446 | 59,811 | 858,992 | 918,803 | 7,112 | 1,725 | 91,891 | 1,056,618 |
| **2020** | **28,568** | **1,800** | **74,580** | **523,168** | **597,748** | **5,583** | **3,420** | **52,483** | **689,602** |
| 2021 | 28,568 | 1,800 | 74,580 | 523,168 | 597,748 | 5,583 | 3,420 | 52,483 | 689,602 |
| 2022 | 28,568 | 1,800 | 74,580 | 523,168 | 597,748 | 5,583 | 3,420 | 52,483 | 689,602 |
| 2023 | 28,568 | 1,800 | 74,580 | 523,168 | 597,748 | 5,583 | 3,420 | 52,483 | 689,602 |
| 2024 | 28,568 | 1,800 | 74,580 | 523,168 | 597,748 | 5,583 | 3,420 | 52,483 | 689,602 |
| 2025 | 28,568 | 1,800 | 74,580 | 523,168 | 597,748 | 5,583 | 3,420 | 52,483 | 689,602 |
| 2026 | 28,568 | 1,800 | 74,580 | 523,168 | 597,748 | 5,583 | 3,420 | 52,483 | 689,602 |
| 2027 | 28,568 | 1,800 | 74,580 | 523,168 | 597,748 | 5,583 | 3,420 | 52,483 | 689,602 |
| 2028 | 28,568 | 1,800 | 74,580 | 523,168 | 597,748 | 5,583 | 3,420 | 52,483 | 689,602 |
| 2029 | 28,568 | 1,800 | 74,580 | 523,168 | 597,748 | 5,583 | 3,420 | 52,483 | 689,602 |
| 2030 | 28,568 | 1,800 | 74,580 | 523,168 | 597,748 | 5,583 | 3,420 | 52,483 | 689,602 |
| 2031 | 28,568 | 1,800 | 74,580 | 523,168 | 597,748 | 5,583 | 3,420 | 52,483 | 689,602 |
| 2032 | 28,568 | 1,800 | 74,580 | 523,168 | 597,748 | 5,583 | 3,420 | 52,483 | 689,602 |
| 2033 | 28,568 | 1,800 | 74,580 | 523,168 | 597,748 | 5,583 | 3,420 | 52,483 | 689,602 |
| 2034 | 28,568 | 1,800 | 74,580 | 523,168 | 597,748 | 5,583 | 3,420 | 52,483 | 689,602 |
| 2035 | 28,568 | 1,800 | 74,580 | 523,168 | 597,748 | 5,583 | 3,420 | 52,483 | 689,602 |
| **TOTAL** | **2,656,357** | **136,874** | **4,033,327** | **44,548,634** | **48,581,961** | **271,133** | **256,720** | **4,908,914** | **56,811,959** |

## TABLE B-5B Annual Water Quantities Delivered to Each Contractor (acre-feet)

Sheet 3 of 4

| Calendar Year | SOUTHERN CALIFORNIA AREA | | | | | | | | | |
|---|---|---|---|---|---|---|---|---|---|---|
| | AVEK | Coachella | Crestline | Desert | Littlerock | Mojave | Palmdale | San Bernardino | San Gabriel | San Gorgonio |
| | [20] | [21] | [22] | [23] | [24] | [25] | [26] | [27] | [28] | [29] |
| 1962 | 0 | 0 | 0 | 0 | 0 | 0 | 0 | 0 | 0 | 0 |
| 1963 | 0 | 0 | 0 | 0 | 0 | 0 | 0 | 0 | 0 | 0 |
| 1964 | 0 | 0 | 0 | 0 | 0 | 0 | 0 | 0 | 0 | 0 |
| 1965 | 0 | 0 | 0 | 0 | 0 | 0 | 0 | 0 | 0 | 0 |
| 1966 | 0 | 0 | 0 | 0 | 0 | 0 | 0 | 0 | 0 | 0 |
| 1967 | 0 | 0 | 0 | 0 | 0 | 0 | 0 | 0 | 0 | 0 |
| 1968 | 0 | 0 | 0 | 0 | 0 | 0 | 0 | 0 | 0 | 0 |
| 1969 | 0 | 0 | 0 | 0 | 0 | 0 | 0 | 0 | 0 | 0 |
| 1970 | 0 | 0 | 0 | 0 | 0 | 0 | 0 | 0 | 0 | 0 |
| 1971 | 0 | 0 | 0 | 0 | 0 | 0 | 0 | 0 | 0 | 0 |
| 1972 | 53 | 0 | 464 | 0 | 338 | 55 | 0 | 1,275 | 0 | 0 |
| 1973 | 20 | 5,800 | 389 | 9,000 | 290 | 0 | 0 | 32,426 | 0 | 0 |
| 1974 | 1,259 | 6,400 | 627 | 10,000 | 400 | 14 | 0 | 16,605 | 612 | 0 |
| 1975 | 8,068 | 7,000 | 825 | 11,000 | 520 | 0 | 0 | 13,865 | 5,450 | 0 |
| 1976 | 27,782 | 7,600 | 1,002 | 12,000 | 589 | 0 | 0 | 12,273 | 6,071 | 0 |
| 1977 | 11,202 | 0 | 1,109 | 0 | 111 | 80 | 0 | 24,833 | 8,996 | 0 |
| 1978 | 44,137 | 10,084 | 1,209 | 15,300 | 208 | 0 | 0 | 4,055 | 7,771 | 0 |
| 1979 | 60,493 | 10,063 | 1,260 | 15,000 | 133 | 4,000 | 0 | 18 | 290 | 0 |
| 1980 | 72,407 | 10,884 | 1,239 | 17,000 | 191 | 4,000 | 0 | 0 | 1,085 | 0 |
| 1981 | 79,375 | 12,105 | 1,485 | 19,000 | 1,270 | 4,000 | 0 | 16,021 | 3,619 | 0 |
| 1982 | 50,291 | 13,326 | 1,238 | 21,000 | 0 | 10,500 | 0 | 8,409 | 12,599 | 0 |
| 1983 | 32,961 | 14,547 | 911 | 23,000 | 38 | 0 | 0 | 5,994 | 734 | 0 |
| 1984 | 32,662 | 15,768 | 1,128 | 25,000 | 1 | 0 | 0 | 5,556 | 7,656 | 0 |
| 1985 | 37,064 | 16,989 | 1,422 | 27,000 | 0 | 0 | 1,558 | 7,390 | 5,028 | 0 |
| 1986 | 32,449 | 18,210 | 1,506 | 29,000 | 163 | 0 | 3,096 | 6,421 | 9,454 | 0 |
| 1987 | 34,089 | 19,431 | 1,849 | 31,500 | 1,085 | 17 | 5,379 | 18,751 | 10,630 | 0 |
| 1988 | 34,079 | 20,652 | 2,006 | 34,000 | 419 | 9 | 1,770 | 21,386 | 8,948 | 0 |
| 1989 | 45,280 | 21,873 | 2,170 | 36,500 | 971 | 200 | 9,009 | 20,782 | 12,839 | 0 |
| 1990 | 47,206 | 23,100 | 1,827 | 38,100 | 1,747 | 0 | 8,608 | 18,831 | 16,649 | 0 |
| 1991 | 9,568 | 6,930 | 849 | 11,430 | 522 | 3,423 | 3,914 | 3,661 | 5,399 | 0 |
| 1992 | 30,265 | 10,427 | 519 | 17,197 | 251 | 10,686 | 4,035 | 3,358 | 7,908 | 0 |
| 1993 | 43,102 | 23,100 | 439 | 38,100 | 734 | 11,514 | 7,761 | 4,361 | 14,397 | 0 |
| 1994 | 49,153 | 14,102 | 785 | 23,257 | 1,098 | 16,852 | 8,418 | 9,135 | 15,230 | 0 |
| 1995 | 47,286 | 23,100 | 409 | 38,100 | 480 | 8,722 | 6,961 | 696 | 12,922 | 0 |
| 1996 | 56,356 | 62,219 | 485 | 102,622 | 494 | 7,427 | 11,434 | 6,064 | 15,989 | 0 |
| 1997 | 62,393 | 68,340 | 651 | 69,990 | 444 | 10,374 | 11,861 | 9,654 | 18,175 | 0 |
| 1998 | 52,926 | 85,709 | 187 | 70,647 | 404 | 3,925 | 8,752 | 1,878 | 9,310 | 0 |
| 1999 | 69,073 | 50,480 | 1,132 | 58,100 | 342 | 8,144 | 13,278 | 12,874 | 21,729 | 0 |
| 2000 | 83,577 | 42,323 | 1,194 | 58,234 | 0 | 11,380 | 9,060 | 18,399 | 15,140 | 0 |
| 2001 | 62,857 | 9,100 | 1,057 | 15,010 | 0 | 4,433 | 10,427 | 26,488 | 2,360 | 0 |
| 2002 | 58,171 | 16,755 | 2,189 | 27,640 | 0 | 4,346 | 18,496 | 72,069 | 24,851 | 0 |
| 2003 | 60,029 | 14,443 | 1,563 | 23,819 | 0 | 14,435 | 11,547 | 26,113 | 21,934 | 116 |
| 2004 | 59,731 | 15,465 | 2,006 | 21,190 | 0 | 13,176 | 12,162 | 57,030 | 12,541 | 841 |
| 2005 | 59,831 | 42,519 | 807 | 49,089 | 0 | 13,561 | 11,712 | 31,550 | 13,984 | 692 |
| 2006 | 80,384 | 121,100 | 641 | 50,000 | 0 | 34,014 | 12,492 | 35,331 | 16,284 | 4,278 |
| 2007 | 80,203 | 73,228 | 1,768 | 30,234 | 0 | 46,109 | 19,634 | 57,116 | 4,024 | 3,935 |
| 2008 | 54,436 | 46,791 | 848 | 26,428 | 25 | 25,396 | 14,255 | 35,145 | 7,212 | 4,905 |
| 2009 | 45,670 | 46,022 | 894 | 18,263 | 42 | 29,047 | 15,339 | 39,346 | 11,520 | 6,397 |
| 2010 | 58,489 | 85,592 | 357 | 31,183 | 0 | 38,152 | 10,969 | 49,379 | 19,180 | 8,240 |
| 2011 | 94,046 | 90,279 | 474 | 36,379 | 0 | 5,099 | 16,881 | 38,126 | 23,591 | 10,503 |
| 2012 | 111,207 | 117,587 | 624 | 45,101 | 0 | 11,244 | 18,897 | 112,972 | 22,058 | 11,010 |
| 2013 | 51,022 | 66,539 | 1,368 | 20,791 | 0 | 7,483 | 10,567 | 32,085 | 9,252 | 9,445 |
| 2014 | 18,532 | 12,870 | 1,233 | 3,049 | 0 | 3,581 | 8,406 | 10,956 | 1,200 | 5,044 |
| 2015 | 14,308 | 37,596 | 1,253 | 11,217 | 0 | 8,830 | 5,836 | 24,380 | 5,760 | 3,481 |
| 2016 | 41,356 | 69,422 | 1,084 | 21,893 | 0 | 22,283 | 10,516 | 62,296 | 16,088 | 10,816 |
| 2017 | 124,284 | 83,908 | 881 | 31,636 | 0 | 34,815 | 14,210 | 78,496 | 22,056 | 14,946 |
| 2018 | 72,341 | 139,089 | 991 | 47,746 | 0 | 5,471 | 10,210 | 43,970 | 17,055 | 12,622 |
| 2019 | 61,189 | 44,087 | 1,832 | 13,937 | 35 | 16,100 | 16,584 | 76,261 | 19,708 | 9,715 |
| **2020** | **88,286** | **83,010** | **3,480** | **33,450** | **0** | **30,030** | **19,543** | **61,560** | **17,280** | **10,380** |
| 2021 | 88,286 | 83,010 | 3,480 | 33,450 | 0 | 30,030 | 19,543 | 61,560 | 17,280 | 10,380 |
| 2022 | 88,286 | 83,010 | 3,480 | 33,450 | 0 | 30,030 | 19,543 | 61,560 | 17,280 | 10,380 |
| 2023 | 88,286 | 83,010 | 3,480 | 33,450 | 0 | 30,030 | 19,543 | 61,560 | 17,280 | 10,380 |
| 2024 | 88,286 | 83,010 | 3,480 | 33,450 | 0 | 30,030 | 19,543 | 61,560 | 17,280 | 10,380 |
| 2025 | 88,286 | 83,010 | 3,480 | 33,450 | 0 | 30,030 | 19,543 | 61,560 | 17,280 | 10,380 |
| 2026 | 88,286 | 83,010 | 3,480 | 33,450 | 0 | 30,030 | 19,543 | 61,560 | 17,280 | 10,380 |
| 2027 | 88,286 | 83,010 | 3,480 | 33,450 | 0 | 30,030 | 19,543 | 61,560 | 17,280 | 10,380 |
| 2028 | 88,286 | 83,010 | 3,480 | 33,450 | 0 | 30,030 | 19,543 | 61,560 | 17,280 | 10,380 |
| 2029 | 88,286 | 83,010 | 3,480 | 33,450 | 0 | 30,030 | 19,543 | 61,560 | 17,280 | 10,380 |
| 2030 | 88,286 | 83,010 | 3,480 | 33,450 | 0 | 30,030 | 19,543 | 61,560 | 17,280 | 10,380 |
| 2031 | 88,286 | 83,010 | 3,480 | 33,450 | 0 | 30,030 | 19,543 | 61,560 | 17,280 | 10,380 |
| 2032 | 88,286 | 83,010 | 3,480 | 33,450 | 0 | 30,030 | 19,543 | 61,560 | 17,280 | 10,380 |
| 2033 | 88,286 | 83,010 | 3,480 | 33,450 | 0 | 30,030 | 19,543 | 61,560 | 17,280 | 10,380 |
| 2034 | 88,286 | 83,010 | 3,480 | 33,450 | 0 | 30,030 | 19,543 | 61,560 | 17,280 | 10,380 |
| 2035 | 88,286 | 83,010 | 3,480 | 33,450 | 0 | 30,030 | 19,543 | 61,560 | 17,280 | 10,380 |
| **TOTAL** | **3,775,238** | **3,081,114** | **107,866** | **1,920,882** | **13,345** | **933,377** | **676,722** | **2,199,040** | **801,768** | **283,066** |

## TABLE B-5B Annual Water Quantities Delivered to Each Contractor (acre-feet)



| Calendar Year | SOUTHERN CALIFORNIA AREA (continued) | | | | FEATHER RIVER AREA | | | | | |
|---|---|---|---|---|---|---|---|---|---|---|
| | Santa Clarita[c,d] | Metropolitan | Ventura | Total | Yuba City | Butte | Plumas | Total | South Bay Area Future Contractor | GRAND TOTAL |
| | [30] | [31] | [32] | [33] | [34] | [35] | [36] | [37] | [38] | [39] |
| 1962 | 0 | 0 | 0 | 0 | 0 | 0 | 0 | 0 | 0 | 8,906 |
| 1963 | 0 | 0 | 0 | 0 | 0 | 0 | 0 | 0 | 0 | 12,645 |
| 1964 | 0 | 0 | 0 | 0 | 0 | 0 | 0 | 0 | 0 | 20,911 |
| 1965 | 0 | 0 | 0 | 0 | 0 | 0 | 0 | 0 | 0 | 34,026 |
| 1966 | 0 | 0 | 0 | 0 | 0 | 0 | 0 | 0 | 0 | 54,913 |
| 1967 | 0 | 0 | 0 | 0 | 0 | 0 | 0 | 0 | 0 | 56,763 |
| 1968 | 7,382 | 0 | 0 | 7,382 | 0 | 0 | 0 | 0 | 0 | 294,457 |
| 1969 | 9,970 | 0 | 0 | 9,970 | 0 | 0 | 0 | 0 | 0 | 268,104 |
| 1970 | 11,739 | 0 | 0 | 11,739 | 0 | 0 | 70 | 70 | 0 | 369,459 |
| 1971 | 12,490 | 0 | 0 | 12,490 | 0 | 192 | 64 | 256 | 0 | 654,442 |
| 1972 | 13,905 | 71,938 | 0 | 88,028 | 0 | 186 | 505 | 691 | 0 | 1,037,770 |
| 1973 | 9,418 | 159,883 | 0 | 217,226 | 0 | 53 | 679 | 732 | 0 | 737,532 |
| 1974 | 9,700 | 277,717 | 0 | 323,334 | 0 | 127 | 648 | 775 | 0 | 878,947 |
| 1975 | 10,700 | 526,491 | 0 | 583,919 | 0 | 253 | 405 | 658 | 0 | 1,230,830 |
| 1976 | 11,700 | 618,451 | 0 | 697,468 | 0 | 527 | 382 | 909 | 0 | 1,380,124 |
| 1977 | 5,075 | 189,755 | 0 | 241,161 | 0 | 706 | 303 | 1,009 | 0 | 582,381 |
| 1978 | 11,362 | 507,565 | 0 | 601,691 | 0 | 579 | 278 | 857 | 0 | 1,458,733 |
| 1979 | 19,145 | 477,074 | 0 | 587,476 | 0 | 302 | 329 | 631 | 0 | 1,666,457 |
| 1980 | 15,092 | 531,727 | 0 | 653,625 | 0 | 267 | 295 | 562 | 0 | 1,536,456 |
| 1981 | 18,461 | 795,846 | 0 | 951,182 | 0 | 221 | 355 | 576 | 0 | 1,918,563 |
| 1982 | 22,216 | 691,192 | 0 | 830,771 | 0 | 334 | 305 | 639 | 0 | 1,750,862 |
| 1983 | 22,135 | 343,521 | 0 | 443,841 | 0 | 325 | 262 | 587 | 0 | 1,187,156 |
| 1984 | 24,218 | 457,582 | 0 | 569,571 | 108 | 177 | 272 | 557 | 0 | 1,591,416 |
| 1985 | 24,500 | 683,625 | 0 | 804,576 | 62 | 308 | 254 | 624 | 0 | 1,990,295 |
| 1986 | 27,229 | 708,840 | 0 | 836,368 | 328 | 313 | 317 | 958 | 0 | 1,999,155 |
| 1987 | 27,988 | 712,424 | 0 | 863,143 | 88 | 459 | 452 | 999 | 0 | 2,131,608 |
| 1988 | 30,438 | 902,564 | 0 | 1,056,271 | 303 | 385 | 523 | 1,211 | 0 | 2,385,122 |
| 1989 | 36,364 | 1,156,698 | 0 | 1,342,686 | 403 | 300 | 486 | 1,189 | 0 | 2,853,747 |
| 1990 | 28,579 | 1,396,423 | 4,836 | 1,585,906 | 494 | 380 | 548 | 1,422 | 0 | 2,582,151 |
| 1991 | 4,562 | 391,447 | 988 | 442,693 | 265 | 328 | 420 | 1,013 | 0 | 549,113 |
| 1992 | 20,699 | 710,313 | 0 | 815,658 | 642 | 117 | 485 | 1,244 | 0 | 1,471,454 |
| 1993 | 23,039 | 652,190 | 0 | 818,737 | 746 | 256 | 444 | 1,446 | 0 | 2,315,235 |
| 1994 | 26,441 | 807,866 | 0 | 972,337 | 1,035 | 329 | 492 | 1,856 | 0 | 1,861,976 |
| 1995 | 27,233 | 436,042 | 0 | 601,951 | 910 | 203 | 308 | 1,421 | 0 | 2,031,423 |
| 1996 | 32,500 | 593,380 | 0 | 888,970 | 820 | 257 | 360 | 1,437 | 0 | 2,543,472 |
| 1997 | 27,712 | 721,810 | 1,850 | 1,003,254 | 1,005 | 185 | 231 | 1,421 | 0 | 2,405,444 |
| 1998 | 20,093 | 410,065 | 1,850 | 665,746 | 1,054 | 527 | 0 | 1,581 | 0 | 1,764,963 |
| 1999 | 32,899 | 852,617 | 1,850 | 1,122,518 | 1,096 | 286 | 0 | 1,382 | 0 | 2,898,961 |
| 2000 | 40,680 | 1,522,412 | 4,050 | 1,806,449 | 901 | 586 | 0 | 1,487 | 0 | 3,569,072 |
| 2001 | 31,939 | 1,023,169 | 1,850 | 1,188,690 | 1,065 | 513 | 0 | 1,578 | 0 | 2,175,194 |
| 2002 | 68,817 | 1,408,919 | 4,998 | 1,707,251 | 1,181 | 419 | 0 | 1,600 | 0 | 2,909,555 |
| 2003 | 55,736 | 1,701,615 | 5,000 | 1,936,350 | 1,324 | 551 | 0 | 1,875 | 0 | 3,327,811 |
| 2004 | 83,761 | 1,724,380 | 5,250 | 2,007,533 | 1,434 | 1,440 | 0 | 2,874 | 0 | 3,230,590 |
| 2005 | 59,456 | 1,528,045 | 1,665 | 1,812,911 | 1,894 | 527 | 0 | 2,421 | 0 | 3,753,874 |
| 2006 | 62,752 | 1,512,186 | 1,850 | 1,931,312 | 5,342 | 468 | 0 | 5,810 | 0 | 3,693,938 |
| 2007 | 60,190 | 1,499,688 | 3,000 | 1,879,129 | 2,327 | 956 | 0 | 3,283 | 0 | 3,284,475 |
| 2008 | 42,878 | 898,313 | 3,798 | 1,160,430 | 1,923 | 451 | 243 | 2,617 | 0 | 2,152,219 |
| 2009 | 42,085 | 930,871 | 3,891 | 1,189,387 | 2,114 | 581 | 200 | 2,895 | 0 | 2,227,564 |
| 2010 | 57,900 | 1,420,331 | 4,075 | 1,783,847 | 2,331 | 807 | 243 | 3,381 | 0 | 2,836,927 |
| 2011 | 33,191 | 1,686,570 | 4,000 | 2,039,139 | 2,297 | 1,092 | 98 | 3,487 | 0 | 3,666,432 |
| 2012 | 50,473 | 1,224,907 | 4,353 | 1,730,433 | 2,695 | 1,374 | 79 | 4,148 | 0 | 2,881,783 |
| 2013 | 61,754 | 892,550 | 2,890 | 1,165,746 | 4,850 | 908 | 366 | 6,124 | 0 | 2,224,875 |
| 2014 | 29,448 | 387,392 | 93 | 481,804 | 4,237 | 1,617 | 251 | 6,105 | 0 | 1,242,286 |
| 2015 | 29,189 | 573,526 | 1,000 | 716,376 | 3,004 | 2,763 | 285 | 6,052 | 0 | 1,497,970 |
| 2016 | 37,828 | 1,083,900 | 3,000 | 1,380,482 | 1,229 | 2,518 | 387 | 4,134 | 0 | 2,359,869 |
| 2017 | 83,622 | 1,626,357 | 14,251 | 2,129,462 | 1,746 | 2,320 | 363 | 4,429 | 0 | 3,770,268 |
| 2018 | 42,897 | 679,544 | 648 | 1,072,584 | 1,715 | 3,029 | 508 | 5,252 | 0 | 2,048,447 |
| 2019 | 53,115 | 1,316,711 | 28,998 | 1,658,272 | 3,159 | 6,003 | 817 | 9,979 | 0 | 2,945,730 |
| **2020** | **57,120** | **1,146,900** | **12,000** | **1,563,039** | **5,760** | **270** | **730** | **6,760** | **0** | **2,479,029** |
| 2021 | 57,120 | 1,146,900 | 12,000 | 1,563,039 | 5,760 | 270 | 730 | 6,760 | 0 | 2,479,043 |
| 2022 | 57,120 | 1,146,900 | 12,000 | 1,563,039 | 5,760 | 270 | 730 | 6,760 | 0 | 2,479,143 |
| 2023 | 57,120 | 1,146,900 | 12,000 | 1,563,039 | 5,760 | 270 | 730 | 6,760 | 0 | 2,479,191 |
| 2024 | 57,120 | 1,146,900 | 12,000 | 1,563,039 | 5,760 | 270 | 730 | 6,760 | 0 | 2,479,191 |
| 2025 | 57,120 | 1,146,900 | 12,000 | 1,563,039 | 5,760 | 270 | 730 | 6,760 | 0 | 2,479,191 |
| 2026 | 57,120 | 1,146,900 | 12,000 | 1,563,039 | 5,760 | 270 | 730 | 6,760 | 0 | 2,479,191 |
| 2027 | 57,120 | 1,146,900 | 12,000 | 1,563,039 | 5,760 | 270 | 730 | 6,760 | 0 | 2,479,191 |
| 2028 | 57,120 | 1,146,900 | 12,000 | 1,563,039 | 5,760 | 270 | 730 | 6,760 | 0 | 2,479,191 |
| 2029 | 57,120 | 1,146,900 | 12,000 | 1,563,039 | 5,760 | 270 | 730 | 6,760 | 0 | 2,479,191 |
| 2030 | 57,120 | 1,146,900 | 12,000 | 1,563,039 | 5,760 | 270 | 730 | 6,760 | 0 | 2,479,191 |
| 2031 | 57,120 | 1,146,900 | 12,000 | 1,563,039 | 5,760 | 270 | 730 | 6,760 | 0 | 2,479,191 |
| 2032 | 57,120 | 1,146,900 | 12,000 | 1,563,039 | 5,760 | 270 | 730 | 6,760 | 0 | 2,479,191 |
| 2033 | 57,120 | 1,146,900 | 12,000 | 1,563,039 | 5,760 | 270 | 730 | 6,760 | 0 | 2,479,191 |
| 2034 | 57,120 | 1,146,900 | 12,000 | 1,563,039 | 5,760 | 270 | 730 | 6,760 | 0 | 2,479,191 |
| 2035 | 57,120 | 1,146,900 | 12,000 | 1,563,039 | 5,760 | 270 | 730 | 6,760 | 0 | 2,479,191 |
| **TOTAL** | **2,566,615** | **59,776,832** | **302,034** | **76,437,899** | **148,287** | **42,125** | **25,992** | **216,404** | **0** | **145,981,549** |

[c] Devil's Den Water District merged with Castaic Lake Water Agency effective January 1, 1992.
[d] Castaic Lake Water Agency's SWP Water Supply Contract was transferred to Santa Clarita Valley Water Agency effective November 2, 2018.

## TABLE B-6 Annual Water Quantities Conveyed through Each Pumping and Power Recovery Plant of Project Transportation Facilities (acre-feet)



| | NORTH BAY AQUEDUCT | | | | | | | | | | | |
|---|---|---|---|---|---|---|---|---|---|---|---|---|
| | Barker Slough Pumping Plant | | | | Cordelia Pumping Plant Solano | | | | Cordelia Pumping Plant Napa | | | |
| Calendar Year | Initial Fill Water | Operational Losses | Water Supply Delivery | Total | Initial Fill Water | Operational Losses | Water Supply Delivery | Total | Initial Fill Water | Operational Losses | Water Supply Delivery[a] | Total |
| | [1] | [2] | [3] | [4] | [5] | [6] | [7] | [8] | [9] | [10] | [11] | [12] |
| 1961 | 0 | 0 | 0 | 0 | 0 | 0 | 0 | 0 | 0 | 0 | 0 | 0 |
| 1962 | 0 | 0 | 0 | 0 | 0 | 0 | 0 | 0 | 0 | 0 | 0 | 0 |
| 1963 | 0 | 0 | 0 | 0 | 0 | 0 | 0 | 0 | 0 | 0 | 0 | 0 |
| 1964 | 0 | 0 | 0 | 0 | 0 | 0 | 0 | 0 | 0 | 0 | 0 | 0 |
| 1965 | 0 | 0 | 0 | 0 | 0 | 0 | 0 | 0 | 0 | 0 | 0 | 0 |
| 1966 | 0 | 0 | 0 | 0 | 0 | 0 | 0 | 0 | 0 | 0 | 0 | 0 |
| 1967 | 0 | 0 | 0 | 0 | 0 | 0 | 0 | 0 | 0 | 0 | 0 | 0 |
| 1968 | 0 | 0 | 0 | 0 | 0 | 0 | 0 | 0 | 24 | (10) | 1,214 | 1,228 |
| 1969 | 0 | 0 | 0 | 0 | 0 | 0 | 0 | 0 | 0 | 2 | 2,687 | 2,689 |
| 1970 | 0 | 0 | 0 | 0 | 0 | 0 | 0 | 0 | 0 | 18 | 3,618 | 3,636 |
| 1971 | 0 | 0 | 0 | 0 | 0 | 0 | 0 | 0 | 0 | 4 | 2,521 | 2,525 |
| 1972 | 0 | 0 | 0 | 0 | 0 | 0 | 0 | 0 | 0 | (10) | 3,647 | 3,637 |
| 1973 | 0 | 0 | 0 | 0 | 0 | 0 | 0 | 0 | 0 | 1 | 3,792 | 3,793 |
| 1974 | 0 | 0 | 0 | 0 | 0 | 0 | 0 | 0 | 0 | 10 | 4,870 | 4,880 |
| 1975 | 0 | 0 | 0 | 0 | 0 | 0 | 0 | 0 | 0 | 10 | 6,840 | 6,850 |
| 1976 | 0 | 0 | 0 | 0 | 0 | 0 | 0 | 0 | 0 | 4 | 7,122 | 7,126 |
| 1977 | 0 | 0 | 0 | 0 | 0 | 0 | 0 | 0 | 0 | 2 | 8,226 | 8,228 |
| 1978 | 0 | 0 | 0 | 0 | 0 | 0 | 0 | 0 | 0 | (6) | 6,034 | 6,028 |
| 1979 | 0 | 0 | 0 | 0 | 0 | 0 | 0 | 0 | 0 | 1 | 6,561 | 6,562 |
| 1980 | 0 | 0 | 0 | 0 | 0 | 0 | 0 | 0 | 0 | (3) | 6,707 | 6,704 |
| 1981 | 0 | 0 | 0 | 0 | 0 | 0 | 0 | 0 | 0 | 8 | 9,001 | 9,009 |
| 1982 | 0 | 0 | 0 | 0 | 0 | 0 | 0 | 0 | 0 | (8) | 1,213 | 1,205 |
| 1983 | 0 | 0 | 0 | 0 | 0 | 0 | 0 | 0 | 0 | (12) | 2,287 | 2,275 |
| 1984 | 0 | 0 | 0 | 0 | 0 | 0 | 0 | 0 | 0 | (15) | 2,923 | 2,908 |
| 1985 | 0 | 0 | 0 | 0 | 0 | 0 | 0 | 0 | 0 | 13 | 4,039 | 4,052 |
| 1986 | 0 | 0 | 0 | 0 | 0 | 0 | 0 | 0 | 0 | (4) | 3,519 | 3,515 |
| 1987 | 0 | 0 | 0 | 0 | 0 | 0 | 0 | 0 | 0 | 0 | 7,693 | 7,693 |
| 1988 | 1 | 283 | 15,118 | 15,402 | 0 | 0 | 9,725 | 9,725 | 1 | (1) | 5,392 | 5,392 |
| 1989 | 0 | 758 | 23,451 | 24,209 | 0 | 0 | 17,246 | 17,246 | 0 | (4) | 6,195 | 6,191 |
| 1990 | 0 | 3 | 26,071 | 26,074 | 0 | (634) | 15,856 | 15,222 | 0 | 3 | 6,940 | 6,943 |
| 1991 | 0 | 667 | 8,352 | 9,019 | 0 | 124 | 3,855 | 3,979 | 0 | 198 | 1,380 | 1,578 |
| 1992 | 0 | 1,643 | 18,774 | 20,417 | 0 | 0 | 9,220 | 9,220 | 0 | 0 | 4,001 | 4,001 |
| 1993 | 0 | 1,153 | 34,466 | 35,619 | 0 | 0 | 14,471 | 14,471 | 0 | 0 | 5,286 | 5,286 |
| 1994 | 0 | 780 | 32,048 | 32,828 | 0 | (6) | 14,913 | 14,907 | 0 | 0 | 6,792 | 6,792 |
| 1995 | 0 | 908 | 26,527 | 27,435 | 0 | 0 | 15,893 | 15,893 | 0 | 0 | 5,182 | 5,182 |
| 1996 | 0 | 1,354 | 34,892 | 36,246 | 0 | 0 | 17,069 | 17,069 | 0 | 0 | 4,893 | 4,893 |
| 1997 | 0 | 1,422 | 37,871 | 39,293 | 0 | 0 | 17,501 | 17,501 | 0 | 0 | 4,341 | 4,341 |
| 1998 | 0 | 1,343 | 35,125 | 36,468 | 0 | 0 | 18,204 | 18,204 | 0 | 0 | 5,359 | 5,359 |
| 1999 | 0 | 2,522 | 40,057 | 42,579 | 0 | 0 | 19,562 | 19,562 | 0 | 0 | 5,304 | 5,304 |
| 2000 | 0 | 1,853 | 41,973 | 43,826 | 0 | 4 | 21,525 | 21,529 | 0 | 180 | 4,958 | 5,138 |
| 2001 | 0 | 1,760 | 43,931 | 45,691 | 0 | 0 | 19,737 | 19,737 | 0 | 0 | 9,345 | 9,345 |
| 2002 | 0 | 496 | 45,435 | 45,931 | 0 | 0 | 19,719 | 19,719 | 0 | 0 | 6,875 | 6,875 |
| 2003 | 0 | 3,991 | 41,597 | 45,588 | 0 | 0 | 16,700 | 16,700 | 0 | 0 | 7,637 | 7,637 |
| 2004 | 0 | 2,181 | 51,136 | 53,317 | 0 | 0 | 21,686 | 21,686 | 0 | 0 | 8,499 | 8,499 |
| 2005 | 0 | 935 | 45,488 | 46,423 | 0 | 0 | 19,189 | 19,189 | 0 | 0 | 8,009 | 8,009 |
| 2006 | 0 | 1,005 | 43,305 | 44,310 | 0 | 0 | 18,651 | 18,651 | 0 | 0 | 8,081 | 8,081 |
| 2007 | 0 | 1,189 | 58,257 | 59,446 | 0 | 0 | 27,793 | 27,793 | 0 | 0 | 11,277 | 11,277 |
| 2008 | 0 | 845 | 54,612 | 55,457 | 0 | 0 | 19,436 | 19,436 | 0 | 255 | 13,740 | 13,995 |
| 2009 | 0 | 537 | 41,854 | 42,391 | 0 | 0 | 15,473 | 15,473 | 0 | 130 | 11,377 | 11,507 |
| 2010 | 0 | 809 | 43,233 | 44,042 | 0 | 0 | 12,788 | 12,788 | 0 | 254 | 12,847 | 13,101 |
| 2011 | 0 | 803 | 39,309 | 40,112 | 0 | 0 | 12,832 | 12,832 | 0 | 213 | 11,275 | 11,488 |
| 2012 | 0 | 686 | 39,254 | 39,940 | 0 | 0 | 12,886 | 12,886 | 0 | 196 | 9,860 | 10,056 |
| 2013 | 0 | 1,150 | 48,407 | 49,557 | 0 | 0 | 19,404 | 19,404 | 0 | 350 | 12,478 | 12,828 |
| 2014 | 0 | 2,597 | 33,843 | 36,440 | 0 | 0 | 12,366 | 12,366 | 0 | 970 | 14,123 | 15,093 |
| 2015 | 0 | 144 | 35,035 | 35,179 | 0 | 0 | 15,321 | 15,321 | 0 | 76 | 11,133 | 11,209 |
| 2016 | 0 | 552 | 32,598 | 33,150 | 0 | 0 | 12,849 | 12,849 | 0 | 278 | 8,947 | 9,225 |
| 2017 | 0 | 1,639 | 36,490 | 38,129 | 0 | 0 | 14,525 | 14,525 | 0 | 646 | 8,201 | 8,847 |
| 2018 | 0 | 3,330 | 46,754 | 50,084 | 0 | 0 | 19,607 | 19,607 | 0 | 899 | 11,660 | 12,559 |
| 2019 | 0 | 51 | 56,023 | 56,074 | 0 | 0 | 14,507 | 14,507 | 0 | 5 | 21,338 | 21,343 |
| **2020** | **0** | **51** | **46,069** | **46,120** | **0** | **0** | **0** | **0** | **0** | **5** | **17,415** | **17,420** |
| 2021 | 0 | 51 | 46,069 | 46,120 | 0 | 0 | 0 | 0 | 0 | 5 | 17,415 | 17,420 |
| 2022 | 0 | 51 | 46,069 | 46,120 | 0 | 0 | 0 | 0 | 0 | 5 | 17,415 | 17,420 |
| 2023 | 0 | 51 | 46,069 | 46,120 | 0 | 0 | 0 | 0 | 0 | 5 | 17,415 | 17,420 |
| 2024 | 0 | 51 | 46,069 | 46,120 | 0 | 0 | 0 | 0 | 0 | 5 | 17,415 | 17,420 |
| 2025 | 0 | 51 | 46,069 | 46,120 | 0 | 0 | 0 | 0 | 0 | 5 | 17,415 | 17,420 |
| 2026 | 0 | 51 | 46,069 | 46,120 | 0 | 0 | 0 | 0 | 0 | 5 | 17,415 | 17,420 |
| 2027 | 0 | 51 | 46,069 | 46,120 | 0 | 0 | 0 | 0 | 0 | 5 | 17,415 | 17,420 |
| 2028 | 0 | 51 | 46,069 | 46,120 | 0 | 0 | 0 | 0 | 0 | 5 | 17,415 | 17,420 |
| 2029 | 0 | 51 | 46,069 | 46,120 | 0 | 0 | 0 | 0 | 0 | 5 | 17,415 | 17,420 |
| 2030 | 0 | 51 | 46,069 | 46,120 | 0 | 0 | 0 | 0 | 0 | 5 | 17,415 | 17,420 |
| 2031 | 0 | 51 | 46,069 | 46,120 | 0 | 0 | 0 | 0 | 0 | 5 | 17,415 | 17,420 |
| 2032 | 0 | 51 | 46,069 | 46,120 | 0 | 0 | 0 | 0 | 0 | 5 | 17,415 | 17,420 |
| 2033 | 0 | 51 | 46,069 | 46,120 | 0 | 0 | 0 | 0 | 0 | 5 | 17,415 | 17,420 |
| 2034 | 0 | 51 | 46,069 | 46,120 | 0 | 0 | 0 | 0 | 0 | 5 | 17,415 | 17,420 |
| 2035 | 0 | 51 | 46,069 | 46,120 | 0 | 0 | 0 | 0 | 0 | 5 | 17,415 | 17,420 |

[a] For the period 1968 through 1987, deliveries are non-SWP water pumped through an interim facility.

## TABLE B-6 Annual Water Quantities Conveyed through Each Pumping and Power Recovery Plant of Project Transportation Facilities (acre-feet)



| | SOUTH BAY AQUEDUCT | | | | | | CALIFORNIA AQUEDUCT | | | | | | | |
|---|---|---|---|---|---|---|---|---|---|---|---|---|---|---|
| | | | | | | | NORTH SAN JOAQUIN DIVISION | | | | | | | |
| | South Bay Pumping Plant | | | | | | Banks Pumping Plant | | | | | | | |
| | | | | | | | Transportation Water | | | | | | | |
| | | | | Deliveries | | | | | | Deliveries | | | | |
| Calendar Year | Initial Fill Water | Operational Losses | Reservoir Storage Changes | Water Supply[b] | Recreation | Total | Initial Fill Water | Operational Losses | Reservoir Storage Changes | Water Supply | Recreation | Total | Conservation Water | Total |
| | [13] | [14] | [15] | [16] | [17] | [18] | [19] | [20] | [21] | [22] | [23] | [24] | [25] | [26] |
| 1961 | 0 | 0 | 0 | 0 | 0 | 0 | 0 | 0 | 0 | 0 | 0 | 0 | 0 | 0 |
| 1962 | 9 | 272 | 0 | 8,906 | 0 | 9,187 | 0 | 0 | 0 | 0 | 0 | 0 | 0 | 0 |
| 1963 | 71 | 185 | 0 | 12,645 | 0 | 12,901 | 0 | 0 | 0 | 0 | 0 | 0 | 0 | 0 |
| 1964 | 171 | 152 | 0 | 20,911 | 0 | 21,234 | 0 | 0 | 0 | 0 | 0 | 0 | 0 | 0 |
| 1965 | 93 | 729 | 0 | 34,026 | 0 | 34,848 | 0 | 0 | 0 | 0 | 0 | 0 | 0 | 0 |
| 1966 | 0 | 1,746 | 0 | 54,913 | 0 | 56,659 | 0 | 0 | 0 | 0 | 0 | 0 | 0 | 0 |
| 1967 | 0 | 1,677 | 0 | 56,763 | 0 | 58,440 | 5,746 | 1,183 | 0 | 11,538 | 0 | 18,467 | 2,957 | 21,424 |
| 1968 | 0 | 1,847 | 0 | 101,055 | 0 | 102,902 | 11,079 | 74,464 | 0 | 293,243 | 0 | 378,786 | 531,275 | 910,061 |
| 1969 | 3,449 | 2,668 | 0 | 69,712 | 0 | 75,829 | 7,336 | 44,287 | 0 | 265,417 | 0 | 317,040 | 531,185 | 848,225 |
| 1970 | 16,279 | 1,086 | (5,355) | 89,560 | 0 | 101,570 | 23,947 | 20,767 | (5,355) | 365,771 | 0 | 405,130 | (12,995) | 392,135 |
| 1971 | 0 | 1,815 | 8,854 | 98,584 | 0 | 109,253 | 23,207 | (10,754) | 8,854 | 651,665 | 8 | 672,980 | 7,708 | 680,688 |
| 1972 | 0 | 3,557 | 2,273 | 138,426 | 0 | 144,256 | 145,066 | 9,057 | (4,285) | 1,033,432 | 6,489 | 1,189,759 | 48,300 | 1,238,059 |
| 1973 | 0 | (33) | (1,510) | 94,078 | 0 | 92,535 | 214,941 | (4,951) | 2,902 | 733,008 | 1,155 | 947,055 | 55,846 | 1,002,901 |
| 1974 | 0 | 1,287 | (10,056) | 89,318 | 0 | 80,549 | 247,894 | (11,526) | (32,510) | 873,302 | 2,118 | 1,079,278 | 54,683 | 1,133,961 |
| 1975 | 0 | 320 | 8,550 | 93,604 | 0 | 102,474 | 110,149 | (8,092) | 16,101 | 1,223,332 | 3,377 | 1,344,867 | (102,625) | 1,242,242 |
| 1976 | 0 | 2,431 | 1,391 | 126,431 | 141 | 130,394 | 67,834 | 5,443 | (244,124) | 1,372,093 | 1,745 | 1,202,991 | (442,348) | 760,643 |
| 1977 | 0 | 2,866 | 2,685 | 107,704 | 112 | 113,367 | 0 | 39,897 | (157,543) | 573,146 | 1,111 | 456,611 | (13,507) | 443,104 |
| 1978 | 0 | 2,165 | (11,249) | 112,574 | 126 | 103,616 | 67,457 | (36,898) | 35,129 | 1,451,842 | 1,177 | 1,518,707 | 752,075 | 2,270,782 |
| 1979 | 0 | 2,401 | 1,069 | 122,190 | 89 | 125,749 | 17,397 | 60,958 | (32,307) | 1,659,265 | 1,398 | 1,706,711 | (112,053) | 1,594,658 |
| 1980 | 0 | 1,758 | (6,563) | 115,824 | 123 | 111,142 | 3,159 | 58,484 | (275,538) | 1,529,187 | 2,131 | 1,317,423 | 186,601 | 1,504,024 |
| 1981 | 0 | 2,627 | 13,742 | 129,507 | 121 | 145,997 | 46,060 | 85,350 | 40,536 | 1,908,986 | 4,974 | 2,085,906 | (931,878) | 1,154,028 |
| 1982 | 0 | 2,344 | (23,928) | 107,439 | 129 | 85,984 | 5,979 | 61,556 | 99,897 | 1,743,145 | 4,646 | 1,915,223 | 347,983 | 2,263,206 |
| 1983 | 0 | 2,151 | (22,886) | 94,656 | 132 | 74,053 | 6,071 | 47,022 | (310,477) | 1,184,282 | 7,853 | 934,751 | 835,771 | 1,770,522 |
| 1984 | 0 | 2,088 | 8,442 | 98,122 | 158 | 108,810 | 38,649 | 97,143 | (108,548) | 1,587,936 | 5,874 | 1,621,054 | 21,875 | 1,642,929 |
| 1985 | 0 | 2,817 | (1,607) | 122,088 | 152 | 123,450 | 0 | 110,469 | 137,783 | 1,985,632 | 5,452 | 2,239,336 | (110,569) | 2,128,767 |
| 1986 | 0 | 2,299 | (1,850) | 110,988 | 130 | 111,567 | 0 | 90,799 | 20,177 | 1,993,278 | 3,865 | 2,108,119 | 200,298 | 2,308,417 |
| 1987 | 0 | 2,625 | (584) | 136,796 | 137 | 138,974 | 0 | 91,427 | (23,116) | 2,121,366 | 7,672 | 2,197,349 | (458,725) | 1,738,624 |
| 1988 | 0 | 2,884 | (698) | 147,255 | 142 | 149,583 | 0 | 107,249 | (35,484) | 2,368,793 | 4,889 | 2,445,447 | (303,583) | 2,141,864 |
| 1989 | 0 | 2,673 | 3,296 | 142,269 | 152 | 148,390 | 0 | 117,603 | (38,058) | 2,829,107 | 8,135 | 2,916,787 | 421,131 | 3,337,918 |
| 1990 | 0 | 894 | 1,982 | 156,537 | 168 | 159,581 | 0 | 99,059 | (290,965) | 2,554,658 | 9,262 | 2,372,014 | (374,027) | 1,997,987 |
| 1991 | 0 | 2,637 | (4,532) | 50,259 | 150 | 48,514 | 0 | 80,106 | (79,038) | 539,748 | 4,879 | 545,695 | 554,904 | 1,100,599 |
| 1992 | 0 | 2,881 | 756 | 76,661 | 147 | 80,445 | 0 | 91,391 | (218,170) | 1,451,436 | 2,605 | 1,327,262 | 61,343 | 1,388,605 |
| 1993 | 0 | 1,940 | (20,051) | 105,971 | 143 | 88,003 | 0 | 149,372 | (273,789) | 2,279,323 | 2,609 | 2,157,515 | 849,249 | 3,006,764 |
| 1994 | 0 | 1,981 | 1,714 | 100,568 | 168 | 104,431 | 0 | 148,712 | (120,985) | 1,828,072 | 3,803 | 1,859,602 | (324,640) | 1,534,962 |
| 1995 | 0 | 1,188 | (12,333) | 76,640 | 146 | 65,641 | 0 | 173,074 | (397,605) | 2,003,475 | 2,575 | 1,781,519 | 293,159 | 2,074,678 |
| 1996 | 0 | 981 | (1,990) | 77,215 | 150 | 76,356 | 0 | 123,502 | 78,123 | 2,507,143 | 3,902 | 2,712,670 | 288,576 | 3,001,246 |
| 1997 | 0 | 1,575 | 5,016 | 102,186 | 155 | 108,932 | 527 | 135,106 | (98,334) | 2,366,152 | 2,594 | 2,406,045 | (50,000) | 2,356,045 |
| 1998 | 0 | 1,551 | 3,595 | 70,876 | 114 | 76,136 | 0 | 91,319 | (346,039) | 1,728,257 | 2,107 | 1,475,644 | 120,886 | 1,596,530 |
| 1999 | 0 | 2,166 | 12,313 | 100,497 | 139 | 115,115 | 0 | 135,809 | (17,569) | 2,855,522 | 4,301 | 2,978,063 | (307,839) | 2,670,224 |
| 2000 | 0 | 2,346 | (20,958) | 135,533 | 145 | 117,066 | 0 | 115,895 | (13,232) | 3,474,523 | 5,182 | 3,582,368 | (15,487) | 3,566,881 |
| 2001 | 0 | 2,784 | 1,301 | 95,335 | 196 | 99,616 | 0 | 222,144 | (17,529) | 1,874,096 | 1,978 | 2,080,689 | 86,928 | 2,167,617 |
| 2002 | 0 | 2,534 | (13,938) | 123,577 | 146 | 112,319 | 0 | 225,032 | 36,404 | 2,816,389 | 4,672 | 3,082,497 | (151,719) | 2,930,778 |
| 2003 | 0 | 2,920 | (1,399) | 132,714 | 131 | 134,366 | 0 | 329,699 | (49,580) | 3,193,449 | 11,362 | 3,484,930 | 225,348 | 3,710,278 |
| 2004 | 0 | 2,982 | (7,240) | 125,928 | 150 | 121,820 | 0 | 83,788 | (4,079) | 2,979,217 | 1,337 | 3,060,263 | 103,811 | 3,164,074 |
| 2005 | 0 | 2,823 | (3,565) | 108,136 | 154 | 107,548 | 0 | 151,931 | (163,243) | 3,665,023 | 1,270 | 3,654,981 | 535,754 | 4,190,735 |
| 2006 | 0 | 2,989 | (9,645) | 118,272 | 169 | 111,785 | 0 | 67,040 | (129,767) | 3,571,009 | 1,208 | 3,509,490 | 43,481 | 3,552,971 |
| 2007 | 0 | 2,840 | 14,928 | 134,172 | 146 | 152,086 | 0 | 73,956 | 133,124 | 2,736,094 | 830 | 2,944,004 | (398,297) | 2,545,707 |
| 2008 | 0 | 2,215 | 880 | 116,562 | 166 | 119,823 | 0 | 130,066 | (3,350) | 1,413,730 | 1,082 | 1,541,528 | (397,949) | 1,143,579 |
| 2009 | 0 | 1,999 | (1,134) | 116,947 | 108 | 117,920 | 0 | 111,805 | (1,860) | 1,572,819 | 2,023 | 1,684,787 | 928,666 | 2,613,453 |
| 2010 | 0 | 1,727 | 3,436 | 95,802 | 117 | 101,082 | 0 | 224,076 | 51,667 | 2,243,593 | 1,163 | 2,520,499 | 454,585 | 2,975,084 |
| 2011 | 0 | 1,534 | (2,332) | 112,952 | 122 | 112,276 | 0 | 314,282 | (21,148) | 3,315,056 | 1,588 | 3,609,778 | 165,312 | 3,775,090 |
| 2012 | 0 | 2,025 | 5,931 | 112,056 | 150 | 120,162 | 0 | 143,580 | 20,504 | 2,607,588 | 1,606 | 2,773,278 | (473,745) | 2,299,533 |
| 2013 | 0 | 2,753 | (5,596) | 147,119 | 137 | 144,413 | 0 | 173,145 | (6,654) | 1,753,556 | 1,641 | 1,921,688 | (123,957) | 1,797,731 |
| 2014 | 0 | 3,285 | 4,951 | 91,116 | 46 | 99,398 | 0 | 114,127 | 36,033 | 588,005 | 650 | 738,815 | 301,102 | 1,039,917 |
| 2015 | 0 | 2,727 | (8,482) | 117,072 | 43 | 111,360 | 0 | 109,951 | (41,424) | 859,792 | 690 | 929,009 | (140,538) | 788,471 |
| 2016 | 0 | 2,031 | 5,558 | 119,221 | 69 | 126,879 | 0 | 106,956 | (57,641) | 2,039,462 | 1,399 | 2,090,176 | 503,353 | 2,593,529 |
| 2017 | 0 | 2,409 | (6,363) | 81,187 | 46 | 77,279 | 0 | 118,158 | 12,421 | 3,372,935 | 775 | 3,504,289 | (3,969) | 3,500,320 |
| 2018 | 0 | 2,778 | (391) | 134,820 | 100 | 137,307 | 0 | 104,012 | 45,050 | 1,712,018 | 879 | 1,861,959 | 167,385 | 2,029,344 |
| 2019 | 0 | 3,350 | 0 | 92,849 | 400 | 96,599 | 0 | 124,044 | 11,614 | 2,833,691 | 8,660 | 2,978,009 | (53,830) | 2,924,179 |
| **2020** | **0** | **2,065** | **(165)** | **122,655** | **400** | **124,955** | **0** | **105,017** | **(5,722)** | **2,426,200** | **8,660** | **2,534,155** | **(243,653)** | **2,290,502** |
| 2021 | 0 | 3,351 | 15 | 124,071 | 400 | 127,837 | 0 | 128,630 | (5,542) | 2,426,214 | 8,660 | 2,557,962 | 118,089 | 2,676,051 |
| 2022 | 0 | 3,351 | 0 | 124,383 | 400 | 128,134 | 0 | 128,707 | (3,483) | 2,426,314 | 8,660 | 2,560,198 | (185,907) | 2,374,291 |
| 2023 | 0 | 3,351 | 0 | 124,599 | 400 | 128,350 | 0 | 128,679 | (18,971) | 2,426,362 | 8,660 | 2,544,730 | 115,791 | 2,660,521 |
| 2024 | 0 | 3,351 | 0 | 124,599 | 400 | 128,350 | 0 | 128,486 | 11,289 | 2,426,362 | 8,660 | 2,574,797 | 79,858 | 2,654,655 |
| 2025 | 0 | 3,351 | 0 | 124,599 | 400 | 128,350 | 0 | 130,241 | (12,518) | 2,426,362 | 8,660 | 2,552,745 | (247,205) | 2,305,540 |
| 2026 | 0 | 3,351 | 0 | 124,599 | 400 | 128,350 | 0 | 128,561 | 24,308 | 2,426,362 | 8,660 | 2,587,891 | 246,850 | 2,834,741 |
| 2027 | 0 | 3,351 | 0 | 124,599 | 400 | 128,350 | 0 | 128,553 | (17,799) | 2,426,362 | 8,660 | 2,545,776 | (12,304) | 2,533,472 |
| 2028 | 0 | 3,351 | 0 | 124,599 | 400 | 128,350 | 0 | 128,644 | 12,291 | 2,426,362 | 8,660 | 2,575,957 | 15,430 | 2,591,387 |
| 2029 | 0 | 3,351 | 0 | 124,599 | 400 | 128,350 | 0 | 128,532 | (9,046) | 2,426,362 | 8,660 | 2,554,508 | (10,778) | 2,543,730 |
| 2030 | 0 | 3,351 | 0 | 124,599 | 400 | 128,350 | 0 | 128,638 | 20,756 | 2,426,362 | 8,660 | 2,584,416 | 124,586 | 2,709,002 |
| 2031 | 0 | 3,351 | 0 | 124,599 | 400 | 128,350 | 0 | 127,995 | (97,726) | 2,426,362 | 8,660 | 2,465,291 | (259,831) | 2,205,460 |
| 2032 | 0 | 3,351 | 0 | 124,599 | 400 | 128,350 | 0 | 127,866 | 84,999 | 2,426,362 | 8,660 | 2,647,887 | 138,527 | 2,786,414 |
| 2033 | 0 | 3,351 | 0 | 124,599 | 400 | 128,350 | 0 | 127,737 | (94,652) | 2,426,362 | 8,660 | 2,468,107 | (184,372) | 2,283,735 |
| 2034 | 0 | 3,351 | 0 | 124,599 | 400 | 128,350 | 0 | 127,586 | 69,593 | 2,426,362 | 8,660 | 2,632,201 | 120,375 | 2,752,576 |
| 2035 | 0 | 3,351 | 0 | 124,599 | 400 | 128,350 | 0 | 127,240 | (242,659) | 2,426,362 | 8,660 | 2,319,603 | (587,531) | 1,732,072 |

[b] For the period June 1962 through November 1967, deliveries were supplied by non-SWP water.

## TABLE B-6 Annual Water Quantities Conveyed through Each Pumping and Power Recovery Plant of Project Transportation Facilities (acre-feet)



| | CALIFORNIA AQUEDUCT (continued) | | | | | | | | | | | |
|---|---|---|---|---|---|---|---|---|---|---|---|---|
| | SAN LUIS DIVISION | | | | | | SOUTH SAN JOAQUIN DIVSION | | | | | |
| | Dos Amigos Pumping Plant | | | | | | Buena Vista Pumping Plant | | | | | |
| | | | | Deliveries | | | | | | Deliveries | | |
| Calendar Year | Initial Fill Water | Operational Losses | Reservoir Storage Changes | Water Supply | Recreation | Total | Initial Fill Water | Operational Losses | Reservoir Storage Changes | Water Supply | Recreation | Total |
| | [27] | [28] | [29] | [30] | [31] | [32] | [33] | [34] | [35] | [36] | [37] | [38] |
| 1961 | 0 | 0 | 0 | 0 | 0 | 0 | 0 | 0 | 0 | 0 | 0 | 0 |
| 1962 | 0 | 0 | 0 | 0 | 0 | 0 | 0 | 0 | 0 | 0 | 0 | 0 |
| 1963 | 0 | 0 | 0 | 0 | 0 | 0 | 0 | 0 | 0 | 0 | 0 | 0 |
| 1964 | 0 | 0 | 0 | 0 | 0 | 0 | 0 | 0 | 0 | 0 | 0 | 0 |
| 1965 | 0 | 0 | 0 | 0 | 0 | 0 | 0 | 0 | 0 | 0 | 0 | 0 |
| 1966 | 0 | 0 | 0 | 0 | 0 | 0 | 0 | 0 | 0 | 0 | 0 | 0 |
| 1967 | 0 | 0 | 0 | 0 | 0 | 0 | 0 | 0 | 0 | 0 | 0 | 0 |
| 1968 | 11,079 | 25,126 | 0 | 189,104 | 0 | 225,309 | 0 | 0 | 0 | 0 | 0 | 0 |
| 1969 | 3,887 | 9,922 | 0 | 192,689 | 0 | 206,498 | 0 | 0 | 0 | 0 | 0 | 0 |
| 1970 | 7,668 | 1,901 | 0 | 270,300 | 0 | 279,869 | 4,779 | 1,012 | 0 | 3 | 0 | 5,794 |
| 1971 | 23,207 | (12,030) | 0 | 545,869 | 0 | 557,046 | 7,853 | 8,399 | 0 | 101,512 | 0 | 117,764 |
| 1972 | 145,066 | (6,635) | (6,558) | 886,840 | 6,481 | 1,025,194 | 100,274 | 20,044 | (6,558) | 223,626 | 6,481 | 343,867 |
| 1973 | 214,941 | (6,778) | 1,329 | 635,716 | 1,147 | 846,355 | 204,638 | 35,695 | 1,329 | 311,096 | 1,147 | 553,905 |
| 1974 | 247,894 | (16,765) | (15,295) | 780,513 | 2,108 | 998,455 | 237,554 | 19,672 | (15,295) | 388,949 | 2,108 | 632,988 |
| 1975 | 110,149 | (12,144) | (693) | 1,126,152 | 3,358 | 1,226,822 | 103,352 | 26,342 | (693) | 672,531 | 3,358 | 804,890 |
| 1976 | 67,834 | (456) | (152,171) | 1,241,550 | 1,581 | 1,158,338 | 61,122 | 29,428 | (152,171) | 785,055 | 1,581 | 725,015 |
| 1977 | 0 | 26,359 | (116,219) | 463,970 | 737 | 374,847 | 0 | 25,173 | (116,219) | 271,944 | 560 | 181,458 |
| 1978 | 67,457 | 1,905 | 79,308 | 1,335,362 | 680 | 1,484,712 | 65,027 | 17,751 | 121,904 | 762,043 | 674 | 967,399 |
| 1979 | 17,397 | 33,884 | (51,299) | 1,530,926 | 685 | 1,531,593 | 12,302 | 46,157 | (51,299) | 737,714 | 502 | 745,376 |
| 1980 | 3,159 | 34,391 | (272,825) | 1,407,663 | 1,514 | 1,173,902 | 0 | 49,025 | (134,009) | 778,059 | 1,262 | 694,337 |
| 1981 | 46,060 | 36,962 | 23,359 | 1,775,179 | 4,348 | 1,885,908 | 0 | 38,942 | 23,359 | 1,077,322 | 4,112 | 1,143,735 |
| 1982 | 5,979 | 57,146 | 116,086 | 1,631,868 | 4,205 | 1,815,284 | 0 | 29,059 | 117,174 | 990,863 | 4,045 | 1,141,141 |
| 1983 | 6,071 | 63,583 | (101,155) | 1,085,804 | 7,475 | 1,061,778 | 0 | 40,205 | (101,155) | 593,920 | 7,291 | 540,261 |
| 1984 | 38,649 | 109,263 | (112,744) | 1,484,114 | 5,391 | 1,524,673 | 0 | 38,487 | (114,984) | 781,955 | 5,244 | 710,702 |
| 1985 | 0 | 86,772 | 138,898 | 1,858,111 | 4,936 | 2,088,717 | 0 | 42,838 | 139,689 | 992,606 | 4,804 | 1,179,937 |
| 1986 | 0 | 51,963 | 19,989 | 1,877,183 | 3,426 | 1,952,561 | 0 | 36,751 | 37,546 | 1,014,294 | 3,285 | 1,091,876 |
| 1987 | 0 | 64,827 | (25,707) | 1,978,945 | 7,121 | 2,025,186 | 0 | 30,495 | (25,522) | 1,027,361 | 6,937 | 1,039,271 |
| 1988 | 0 | 72,679 | (34,592) | 2,217,126 | 4,490 | 2,259,703 | 0 | 38,804 | (29,747) | 1,244,196 | 4,360 | 1,257,613 |
| 1989 | 0 | 90,090 | (29,411) | 2,679,845 | 7,652 | 2,748,176 | 0 | 29,594 | (60,826) | 1,532,625 | 7,490 | 1,508,883 |
| 1990 | 0 | 115,074 | (11,323) | 2,394,999 | 8,922 | 2,507,672 | 0 | 46,865 | (15,092) | 1,769,991 | 8,879 | 1,810,643 |
| 1991 | 0 | 92,227 | 9,325 | 489,348 | 4,605 | 595,505 | 0 | 39,274 | 96,506 | 446,916 | 4,560 | 587,256 |
| 1992 | 0 | 118,796 | (225,603) | 1,372,536 | 2,079 | 1,267,808 | 0 | 28,138 | (98,271) | 920,978 | 1,995 | 852,840 |
| 1993 | 0 | 136,432 | (220,537) | 2,170,494 | 1,864 | 2,088,253 | 0 | 14,186 | (128,363) | 908,200 | 1,676 | 795,699 |
| 1994 | 0 | 152,414 | (78,957) | 1,724,433 | 3,098 | 1,800,988 | 0 | 35,083 | (88,211) | 1,107,122 | 2,918 | 1,056,912 |
| 1995 | 0 | 137,937 | (12,473) | 1,921,666 | 1,711 | 2,048,841 | 0 | 33,963 | (16,431) | 706,742 | 1,669 | 725,943 |
| 1996 | 0 | 45,591 | 14,927 | 2,425,024 | 2,998 | 2,488,540 | 0 | 31,304 | 15,438 | 988,612 | 2,928 | 1,038,282 |
| 1997 | 527 | 107,033 | (66,814) | 2,247,628 | 2,090 | 2,290,464 | 0 | 42,670 | 40,852 | 1,054,461 | 2,076 | 1,140,059 |
| 1998 | 0 | 95,185 | (338,076) | 1,664,080 | 1,589 | 1,422,778 | 0 | 41,910 | (106,487) | 753,731 | 1,585 | 690,739 |
| 1999 | 0 | 95,262 | (2,778) | 2,750,154 | 3,285 | 2,845,923 | 0 | 48,502 | (2,807) | 1,131,826 | 3,279 | 1,180,800 |
| 2000 | 0 | 134,231 | 7,726 | 3,273,337 | 4,222 | 3,419,516 | 0 | 37,514 | 7,726 | 1,814,685 | 4,216 | 1,864,141 |
| 2001 | 0 | 150,830 | (18,830) | 1,615,776 | 1,218 | 1,748,994 | 0 | 31,361 | (18,830) | 1,318,835 | 1,211 | 1,332,577 |
| 2002 | 0 | 92,905 | 50,342 | 2,628,462 | 3,968 | 2,775,677 | 0 | 41,565 | 50,342 | 1,831,874 | 3,961 | 1,927,742 |
| 2003 | 0 | 85,360 | (48,181) | 2,893,333 | 10,656 | 2,941,168 | 0 | 43,352 | (48,181) | 1,909,192 | 10,645 | 1,915,008 |
| 2004 | 0 | 25,865 | 3,161 | 2,807,825 | 652 | 2,837,503 | 0 | 41,551 | 3,161 | 2,102,371 | 649 | 2,147,732 |
| 2005 | 0 | 62,569 | (159,678) | 3,423,490 | 581 | 3,326,962 | 0 | 35,019 | (159,678) | 1,846,180 | 559 | 1,722,080 |
| 2006 | 0 | (12,341) | (120,122) | 3,501,308 | 504 | 3,369,349 | 0 | 30,271 | (120,122) | 2,077,130 | 504 | 1,987,783 |
| 2007 | 0 | 47,736 | 118,196 | 2,419,032 | 312 | 2,585,276 | 0 | 43,400 | 118,196 | 2,002,793 | 305 | 2,164,694 |
| 2008 | 0 | 103,375 | (4,230) | 1,296,068 | 361 | 1,395,574 | 0 | 39,056 | (4,230) | 1,275,174 | 327 | 1,310,327 |
| 2009 | 0 | 76,206 | (726) | 1,318,452 | 1,367 | 1,395,299 | 0 | 32,900 | (726) | 1,217,847 | 1,295 | 1,251,316 |
| 2010 | 0 | 75,028 | 48,231 | 2,307,963 | 636 | 2,431,858 | 0 | 41,741 | 48,231 | 1,505,105 | 603 | 1,595,680 |
| 2011 | 0 | 66,937 | (18,816) | 3,343,960 | 870 | 3,392,951 | 0 | 39,914 | (18,816) | 1,820,268 | 742 | 1,842,108 |
| 2012 | 0 | 113,586 | 14,573 | 2,537,793 | 942 | 2,666,894 | 0 | 95,029 | 14,573 | 1,672,197 | 938 | 1,782,737 |
| 2013 | 0 | 174,857 | (1,058) | 1,549,837 | 836 | 1,724,472 | 0 | 105,771 | (1,058) | 1,275,717 | 795 | 1,381,225 |
| 2014 | 0 | 105,741 | 31,082 | 433,625 | 214 | 570,662 | 0 | 72,181 | 31,082 | 523,726 | 172 | 627,161 |
| 2015 | 0 | 103,380 | (32,942) | 724,850 | 155 | 795,443 | 0 | 46,903 | (32,942) | 738,410 | 151 | 752,522 |
| 2016 | 0 | 100,424 | (63,199) | 1,867,309 | 981 | 1,905,515 | 0 | 63,781 | (63,199) | 1,428,801 | 981 | 1,430,364 |
| 2017 | 0 | 116,906 | 18,784 | 3,493,854 | 351 | 3,629,895 | 0 | 103,689 | 18,784 | 2,084,736 | 300 | 2,207,509 |
| 2018 | 0 | 105,704 | 45,441 | 1,654,231 | 275 | 1,805,651 | 0 | 70,151 | 45,441 | 1,178,758 | 225 | 1,294,575 |
| 2019 | 0 | 74,472 | 11,614 | 2,751,893 | 7,210 | 2,845,189 | 0 | 45,149 | 11,614 | 1,590,347 | 7,010 | 1,654,120 |
| **2020** | **0** | **64,498** | **(5,557)** | **2,298,825** | **7,210** | **2,364,976** | **0** | **35,175** | **(5,557)** | **1,600,249** | **7,010** | **1,636,877** |
| 2021 | 0 | 70,572 | (5,557) | 2,297,423 | 7,210 | 2,369,648 | 0 | 41,249 | (5,557) | 1,600,249 | 7,010 | 1,642,951 |
| 2022 | 0 | 70,566 | (3,483) | 2,297,211 | 7,210 | 2,371,504 | 0 | 41,243 | (3,483) | 1,600,249 | 7,010 | 1,645,019 |
| 2023 | 0 | 70,557 | (18,971) | 2,297,043 | 7,210 | 2,355,839 | 0 | 41,234 | (18,971) | 1,600,249 | 7,010 | 1,629,522 |
| 2024 | 0 | 70,436 | 11,289 | 2,297,043 | 7,210 | 2,385,978 | 0 | 41,113 | 11,289 | 1,600,249 | 7,010 | 1,659,661 |
| 2025 | 0 | 70,499 | (12,518) | 2,297,043 | 7,210 | 2,362,234 | 0 | 41,176 | (12,518) | 1,600,249 | 7,010 | 1,635,917 |
| 2026 | 0 | 70,511 | 24,308 | 2,297,043 | 7,210 | 2,399,072 | 0 | 41,188 | 24,308 | 1,600,249 | 7,010 | 1,672,755 |
| 2027 | 0 | 70,424 | (17,799) | 2,297,043 | 7,210 | 2,356,878 | 0 | 41,101 | (17,799) | 1,600,249 | 7,010 | 1,630,561 |
| 2028 | 0 | 70,564 | 12,291 | 2,297,043 | 7,210 | 2,387,108 | 0 | 41,241 | 12,291 | 1,600,249 | 7,010 | 1,660,791 |
| 2029 | 0 | 70,491 | (9,046) | 2,297,043 | 7,210 | 2,365,698 | 0 | 41,168 | (9,046) | 1,600,249 | 7,010 | 1,639,381 |
| 2030 | 0 | 70,555 | 20,756 | 2,297,043 | 7,210 | 2,395,564 | 0 | 41,232 | 20,756 | 1,600,249 | 7,010 | 1,669,247 |
| 2031 | 0 | 70,427 | (97,726) | 2,297,043 | 7,210 | 2,276,954 | 0 | 41,104 | (97,726) | 1,600,249 | 7,010 | 1,550,637 |
| 2032 | 0 | 70,029 | 84,999 | 2,297,043 | 7,210 | 2,459,281 | 0 | 40,706 | 84,999 | 1,600,249 | 7,010 | 1,732,964 |
| 2033 | 0 | 70,234 | (94,652) | 2,297,043 | 7,210 | 2,279,835 | 0 | 40,911 | (94,652) | 1,600,249 | 7,010 | 1,553,518 |
| 2034 | 0 | 69,726 | 69,593 | 2,297,043 | 7,210 | 2,443,572 | 0 | 40,403 | 69,593 | 1,600,249 | 7,010 | 1,717,255 |
| 2035 | 0 | 69,066 | (242,659) | 2,297,043 | 7,210 | 2,130,660 | 0 | 39,743 | (242,659) | 1,600,249 | 7,010 | 1,404,343 |

## TABLE B-6 Annual Water Quantities Conveyed through Each Pumping and Power Recovery Plant of Project Transportation Facilities (acre-feet)



| | CALIFORNIA AQUEDUCT (continued) | | | | | | | | | | | |
|---|---|---|---|---|---|---|---|---|---|---|---|---|
| | SOUTH SAN JOAQUIN DIVSION (continued) | | | | | | | | | | | |
| | Teerink Pumping Plant | | | | | | Chrisman Pumping Plant | | | | | |
| | | | | Deliveries | | | | | | Deliveries | | |
| Calendar Year | Initial Fill Water | Operational Losses | Reservoir Storage Changes | Water Supply | Recreation | Total | Initial Fill Water | Operational Losses | Reservoir Storage Changes | Water Supply | Recreation | Total |
| | [39] | [40] | [41] | [42] | [43] | [44] | [45] | [46] | [47] | [48] | [49] | [50] |
| 1961 | 0 | 0 | 0 | 0 | 0 | 0 | 0 | 0 | 0 | 0 | 0 | 0 |
| 1962 | 0 | 0 | 0 | 0 | 0 | 0 | 0 | 0 | 0 | 0 | 0 | 0 |
| 1963 | 0 | 0 | 0 | 0 | 0 | 0 | 0 | 0 | 0 | 0 | 0 | 0 |
| 1964 | 0 | 0 | 0 | 0 | 0 | 0 | 0 | 0 | 0 | 0 | 0 | 0 |
| 1965 | 0 | 0 | 0 | 0 | 0 | 0 | 0 | 0 | 0 | 0 | 0 | 0 |
| 1966 | 0 | 0 | 0 | 0 | 0 | 0 | 0 | 0 | 0 | 0 | 0 | 0 |
| 1967 | 0 | 0 | 0 | 0 | 0 | 0 | 0 | 0 | 0 | 0 | 0 | 0 |
| 1968 | 0 | 0 | 0 | 0 | 0 | 0 | 0 | 0 | 0 | 0 | 0 | 0 |
| 1969 | 0 | 0 | 0 | 0 | 0 | 0 | 0 | 0 | 0 | 0 | 0 | 0 |
| 1970 | 198 | 2 | 0 | 0 | 0 | 200 | 0 | 0 | 0 | 0 | 0 | 0 |
| 1971 | 7,533 | (112) | 0 | 3,552 | 0 | 10,973 | 7,366 | (159) | 0 | 0 | 0 | 7,207 |
| 1972 | 100,274 | 12,765 | (6,558) | 84,955 | 6,481 | 197,917 | 100,274 | 13,160 | (6,558) | 78,891 | 6,481 | 192,248 |
| 1973 | 204,638 | 21,543 | 1,329 | 229,685 | 1,147 | 458,342 | 204,638 | 32,414 | 1,329 | 209,769 | 1,147 | 449,297 |
| 1974 | 237,554 | 11,843 | (15,295) | 336,198 | 2,108 | 572,408 | 237,554 | 17,655 | (15,295) | 318,198 | 2,108 | 560,220 |
| 1975 | 103,352 | 19,763 | (693) | 621,706 | 3,358 | 747,486 | 103,352 | 25,326 | (693) | 586,286 | 3,358 | 717,629 |
| 1976 | 61,122 | 18,552 | (152,171) | 740,486 | 1,581 | 669,570 | 61,122 | 21,468 | (152,171) | 700,935 | 1,581 | 632,935 |
| 1977 | 0 | 16,415 | (116,219) | 246,349 | 560 | 147,105 | 0 | 15,698 | (116,219) | 240,191 | 560 | 140,230 |
| 1978 | 65,027 | 28,820 | 121,904 | 631,121 | 674 | 847,546 | 65,027 | 26,705 | 121,904 | 599,973 | 674 | 814,283 |
| 1979 | 12,302 | 50,663 | (51,299) | 625,561 | 502 | 637,729 | 12,302 | 50,580 | (51,299) | 586,959 | 502 | 599,044 |
| 1980 | 0 | 48,825 | (134,009) | 696,405 | 1,262 | 612,483 | 0 | 58,085 | (134,009) | 658,588 | 1,262 | 583,926 |
| 1981 | 0 | 51,600 | 23,359 | 998,307 | 4,112 | 1,077,378 | 0 | 48,844 | 23,359 | 959,274 | 4,112 | 1,035,589 |
| 1982 | 0 | 44,353 | 117,332 | 878,486 | 4,045 | 1,044,216 | 0 | 33,541 | 117,277 | 830,704 | 4,045 | 985,567 |
| 1983 | 0 | 43,961 | (101,155) | 487,915 | 7,291 | 438,012 | 0 | 34,698 | (101,155) | 450,489 | 7,291 | 391,323 |
| 1984 | 0 | 45,999 | (115,088) | 632,262 | 5,244 | 568,417 | 0 | 33,132 | (115,092) | 582,414 | 5,244 | 505,698 |
| 1985 | 0 | 50,106 | 139,973 | 854,684 | 4,804 | 1,049,567 | 0 | 54,831 | 139,954 | 810,606 | 4,804 | 1,010,195 |
| 1986 | 0 | 38,747 | 37,546 | 882,300 | 3,285 | 961,878 | 0 | 41,421 | 37,546 | 839,839 | 3,285 | 922,091 |
| 1987 | 0 | 47,815 | (25,522) | 897,905 | 6,937 | 927,135 | 0 | 33,195 | (25,522) | 863,157 | 6,937 | 877,767 |
| 1988 | 0 | 53,815 | (29,747) | 1,097,643 | 4,360 | 1,126,071 | 0 | 39,775 | (29,747) | 1,055,649 | 4,360 | 1,070,037 |
| 1989 | 0 | 49,088 | (60,826) | 1,382,599 | 7,490 | 1,378,351 | 0 | 42,307 | (60,826) | 1,339,358 | 7,490 | 1,328,329 |
| 1990 | 0 | 66,868 | (15,092) | 1,627,246 | 8,879 | 1,687,901 | 0 | 56,663 | (15,092) | 1,590,893 | 8,879 | 1,641,343 |
| 1991 | 0 | 40,564 | 105,176 | 446,148 | 4,560 | 596,448 | 0 | 34,016 | 105,176 | 446,148 | 4,560 | 589,900 |
| 1992 | 0 | 31,820 | (92,123) | 844,376 | 1,995 | 786,068 | 0 | 34,477 | (92,123) | 820,133 | 1,995 | 764,482 |
| 1993 | 0 | 27,158 | (127,738) | 799,143 | 1,676 | 700,239 | 0 | 28,614 | (127,738) | 771,146 | 1,676 | 673,698 |
| 1994 | 0 | 50,802 | (88,211) | 1,007,214 | 2,918 | 972,723 | 0 | 57,203 | (88,211) | 977,703 | 2,918 | 949,613 |
| 1995 | 0 | 48,705 | (16,431) | 586,829 | 1,669 | 620,772 | 0 | 36,309 | (16,431) | 560,695 | 1,669 | 582,242 |
| 1996 | 0 | 58,437 | 15,438 | 836,819 | 2,928 | 913,622 | 0 | 43,710 | 15,438 | 800,633 | 2,928 | 862,709 |
| 1997 | 0 | 73,656 | 40,852 | 918,124 | 2,076 | 1,034,708 | 0 | 62,275 | 40,852 | 881,843 | 2,076 | 987,046 |
| 1998 | 0 | 61,137 | (106,487) | 656,796 | 1,585 | 613,031 | 0 | 47,523 | (106,487) | 628,084 | 1,585 | 570,705 |
| 1999 | 0 | 77,334 | (2,807) | 1,011,608 | 3,279 | 1,089,414 | 0 | 55,514 | (2,807) | 974,807 | 3,279 | 1,030,793 |
| 2000 | 0 | 87,084 | 7,726 | 1,691,120 | 4,216 | 1,790,146 | 0 | 49,690 | 7,726 | 1,651,057 | 4,216 | 1,712,689 |
| 2001 | 0 | 71,588 | (18,830) | 1,233,862 | 1,211 | 1,287,831 | 0 | 54,742 | (18,830) | 1,202,670 | 1,211 | 1,239,793 |
| 2002 | 0 | 108,309 | 50,342 | 1,740,813 | 3,961 | 1,903,425 | 0 | 69,443 | 50,342 | 1,699,261 | 3,961 | 1,823,007 |
| 2003 | 0 | 106,973 | (48,181) | 1,825,617 | 10,645 | 1,895,054 | 0 | 57,291 | (48,181) | 1,789,015 | 10,645 | 1,808,770 |
| 2004 | 0 | 122,559 | 3,161 | 2,032,528 | 649 | 2,158,897 | 0 | 60,847 | 3,161 | 1,992,344 | 649 | 2,057,001 |
| 2005 | 0 | 99,523 | (159,678) | 1,751,799 | 559 | 1,692,203 | 0 | 53,502 | (159,678) | 1,711,929 | 559 | 1,606,312 |
| 2006 | 0 | 128,022 | (120,122) | 1,967,163 | 504 | 1,975,567 | 0 | 46,463 | (120,122) | 1,920,919 | 504 | 1,847,764 |
| 2007 | 0 | 139,502 | 118,196 | 1,910,800 | 305 | 2,168,803 | 0 | 59,454 | 118,196 | 1,863,410 | 305 | 2,041,365 |
| 2008 | 0 | 97,209 | (4,230) | 1,201,345 | 327 | 1,294,651 | 0 | 51,709 | (4,230) | 1,168,316 | 327 | 1,216,122 |
| 2009 | 0 | 88,574 | (726) | 1,169,477 | 1,295 | 1,258,620 | 0 | 43,229 | (726) | 1,146,258 | 1,295 | 1,190,056 |
| 2010 | 0 | 90,711 | 48,231 | 1,409,122 | 603 | 1,548,667 | 0 | 58,174 | 48,231 | 1,389,990 | 603 | 1,496,998 |
| 2011 | 0 | 114,286 | (18,816) | 1,695,956 | 742 | 1,792,168 | 0 | 67,210 | (18,816) | 1,653,798 | 742 | 1,702,934 |
| 2012 | 0 | 114,502 | 14,573 | 1,537,522 | 938 | 1,667,535 | 0 | 70,999 | 14,573 | 1,510,007 | 938 | 1,596,517 |
| 2013 | 0 | 116,975 | (1,058) | 1,190,730 | 795 | 1,307,442 | 0 | 69,572 | (1,058) | 1,162,989 | 795 | 1,232,298 |
| 2014 | 0 | 70,655 | 31,082 | 489,254 | 172 | 591,163 | 0 | 52,458 | 31,082 | 484,432 | 172 | 568,144 |
| 2015 | 0 | 67,819 | (32,942) | 738,123 | 151 | 773,151 | 0 | 56,466 | (32,942) | 733,481 | 151 | 757,156 |
| 2016 | 0 | 106,907 | (63,199) | 1,365,032 | 981 | 1,409,721 | 0 | 83,653 | (63,199) | 1,352,680 | 981 | 1,374,115 |
| 2017 | 0 | 127,631 | 18,784 | 1,948,816 | 300 | 2,095,531 | 0 | 114,305 | 18,784 | 1,903,244 | 300 | 2,036,633 |
| 2018 | 0 | 86,871 | 45,441 | 1,072,913 | 225 | 1,205,450 | 0 | 76,849 | 45,441 | 1,055,958 | 225 | 1,178,473 |
| 2019 | 0 | 41,519 | 11,614 | 1,561,108 | 7,010 | 1,621,251 | 0 | 41,269 | 11,614 | 1,545,897 | 7,010 | 1,605,790 |
| **2020** | **0** | **31,545** | **(5,557)** | **1,520,196** | **7,010** | **1,553,194** | **0** | **31,295** | **(5,557)** | **1,493,796** | **7,010** | **1,526,544** |
| 2021 | 0 | 37,619 | (5,557) | 1,520,196 | 7,010 | 1,559,268 | 0 | 37,369 | (5,557) | 1,493,796 | 7,010 | 1,532,618 |
| 2022 | 0 | 37,613 | (3,483) | 1,520,196 | 7,010 | 1,561,336 | 0 | 37,363 | (3,483) | 1,493,796 | 7,010 | 1,534,686 |
| 2023 | 0 | 37,604 | (18,971) | 1,520,196 | 7,010 | 1,545,839 | 0 | 37,354 | (18,971) | 1,493,796 | 7,010 | 1,519,189 |
| 2024 | 0 | 37,483 | 11,289 | 1,520,196 | 7,010 | 1,575,978 | 0 | 37,233 | 11,289 | 1,493,796 | 7,010 | 1,549,328 |
| 2025 | 0 | 37,546 | (12,518) | 1,520,196 | 7,010 | 1,552,234 | 0 | 37,296 | (12,518) | 1,493,796 | 7,010 | 1,525,584 |
| 2026 | 0 | 37,558 | 24,308 | 1,520,196 | 7,010 | 1,589,072 | 0 | 37,308 | 24,308 | 1,493,796 | 7,010 | 1,562,422 |
| 2027 | 0 | 37,471 | (17,799) | 1,520,196 | 7,010 | 1,546,878 | 0 | 37,221 | (17,799) | 1,493,796 | 7,010 | 1,520,228 |
| 2028 | 0 | 37,611 | 12,291 | 1,520,196 | 7,010 | 1,577,108 | 0 | 37,361 | 12,291 | 1,493,796 | 7,010 | 1,550,458 |
| 2029 | 0 | 37,538 | (9,046) | 1,520,196 | 7,010 | 1,555,698 | 0 | 37,288 | (9,046) | 1,493,796 | 7,010 | 1,529,048 |
| 2030 | 0 | 37,602 | 20,756 | 1,520,196 | 7,010 | 1,585,564 | 0 | 37,352 | 20,756 | 1,493,796 | 7,010 | 1,558,914 |
| 2031 | 0 | 37,474 | (97,726) | 1,520,196 | 7,010 | 1,466,954 | 0 | 37,224 | (97,726) | 1,493,796 | 7,010 | 1,440,304 |
| 2032 | 0 | 37,076 | 84,999 | 1,520,196 | 7,010 | 1,649,281 | 0 | 36,826 | 84,999 | 1,493,796 | 7,010 | 1,622,631 |
| 2033 | 0 | 37,281 | (94,652) | 1,520,196 | 7,010 | 1,469,835 | 0 | 37,031 | (94,652) | 1,493,796 | 7,010 | 1,443,185 |
| 2034 | 0 | 36,773 | 69,593 | 1,520,196 | 7,010 | 1,633,572 | 0 | 36,523 | 69,593 | 1,493,796 | 7,010 | 1,606,922 |
| 2035 | 0 | 36,113 | (242,659) | 1,520,196 | 7,010 | 1,320,660 | 0 | 35,863 | (242,659) | 1,493,796 | 7,010 | 1,294,010 |

## TABLE B-6 Annual Water Quantities Conveyed through Each Pumping and Power Recovery Plant of Project Transportation Facilities (acre-feet)



| | CALIFORNIA AQUEDUCT (continued) | | | | | | | | | | | |
|---|---|---|---|---|---|---|---|---|---|---|---|---|
| | TEHACHAPI DIVSION | | | | | | MOJAVE DIVISION | | | | | |
| | Edmonston Pumping Plant | | | | | | Alamo Pumping Plant | | | | | |
| | | | | Deliveries | | | | | | Deliveries | | |
| Calendar Year | Initial Fill Water | Operational Losses | Reservoir Storage Changes | Water Supply | Recreation | Total | Initial Fill Water | Operational Losses | Reservoir Storage Changes | Water Supply | Recreation | Total |
| | [51] | [52] | [53] | [54] | [55] | [56] | [57] | [58] | [59] | [60] | [61] | [62] |
| 1961 | 0 | 0 | 0 | 0 | 0 | 0 | 0 | 0 | 0 | 0 | 0 | 0 |
| 1962 | 0 | 0 | 0 | 0 | 0 | 0 | 0 | 0 | 0 | 0 | 0 | 0 |
| 1963 | 0 | 0 | 0 | 0 | 0 | 0 | 0 | 0 | 0 | 0 | 0 | 0 |
| 1964 | 0 | 0 | 0 | 0 | 0 | 0 | 0 | 0 | 0 | 0 | 0 | 0 |
| 1965 | 0 | 0 | 0 | 0 | 0 | 0 | 0 | 0 | 0 | 0 | 0 | 0 |
| 1966 | 0 | 0 | 0 | 0 | 0 | 0 | 0 | 0 | 0 | 0 | 0 | 0 |
| 1967 | 0 | 0 | 0 | 0 | 0 | 0 | 0 | 0 | 0 | 0 | 0 | 0 |
| 1968 | 0 | 0 | 0 | 0 | 0 | 0 | 0 | 0 | 0 | 0 | 0 | 0 |
| 1969 | 0 | 0 | 0 | 0 | 0 | 0 | 0 | 0 | 0 | 0 | 0 | 0 |
| 1970 | 0 | 0 | 0 | 0 | 0 | 0 | 0 | 0 | 0 | 0 | 0 | 0 |
| 1971 | 5,446 | 8 | 0 | 0 | 0 | 5,454 | 0 | 0 | 0 | 0 | 0 | 0 |
| 1972 | 100,274 | 16,067 | (6,558) | 74,123 | 6,481 | 190,387 | 0 | 0 | 0 | 0 | 0 | 0 |
| 1973 | 204,638 | 34,051 | 1,329 | 207,808 | 1,147 | 448,973 | 0 | 0 | 0 | 0 | 0 | 0 |
| 1974 | 237,554 | 18,181 | (15,295) | 313,634 | 2,108 | 556,182 | 0 | 0 | 0 | 0 | 0 | 0 |
| 1975 | 103,352 | 20,183 | (693) | 573,219 | 3,358 | 699,419 | 0 | 0 | 0 | 0 | 0 | 0 |
| 1976 | 61,122 | 21,096 | (152,171) | 685,768 | 1,581 | 617,396 | 0 | 0 | 0 | 0 | 0 | 0 |
| 1977 | 0 | 18,424 | (116,219) | 236,086 | 560 | 138,851 | 0 | 0 | 0 | 0 | 0 | 0 |
| 1978 | 65,027 | 20,887 | 121,904 | 590,329 | 674 | 798,821 | 0 | 0 | 0 | 0 | 0 | 0 |
| 1979 | 12,302 | 46,332 | (51,299) | 568,338 | 502 | 576,175 | 0 | 0 | 0 | 0 | 0 | 0 |
| 1980 | 0 | 52,967 | (134,009) | 639,743 | 1,262 | 559,963 | 0 | 0 | 0 | 0 | 0 | 0 |
| 1981 | 0 | 40,602 | 23,359 | 938,482 | 4,112 | 1,006,555 | 0 | 0 | 0 | 0 | 0 | 0 |
| 1982 | 0 | 37,244 | 117,296 | 812,206 | 4,045 | 970,791 | 0 | 0 | 0 | 0 | 0 | 0 |
| 1983 | 0 | 40,690 | (101,155) | 431,182 | 7,291 | 378,008 | 0 | 0 | 0 | 0 | 0 | 0 |
| 1984 | 0 | 42,112 | (115,214) | 556,830 | 5,244 | 488,972 | 0 | 0 | 0 | 0 | 0 | 0 |
| 1985 | 0 | 45,265 | 139,988 | 792,477 | 4,804 | 982,534 | 0 | 0 | 0 | 0 | 0 | 0 |
| 1986 | 0 | 36,918 | 37,546 | 823,067 | 3,285 | 900,816 | 0 | 14,735 | 12,258 | 429,864 | 1,508 | 458,365 |
| 1987 | 0 | 29,580 | (25,522) | 851,322 | 6,937 | 862,317 | 0 | 11,665 | (15,270) | 417,870 | 1,239 | 415,504 |
| 1988 | 0 | 42,017 | (29,747) | 1,044,737 | 4,360 | 1,061,367 | 0 | 21,696 | 1,101 | 537,568 | 971 | 561,336 |
| 1989 | 0 | 32,270 | (60,826) | 1,328,041 | 7,490 | 1,306,975 | 0 | 4,686 | (20,363) | 716,360 | 1,407 | 702,090 |
| 1990 | 0 | 42,198 | (15,092) | 1,579,466 | 8,879 | 1,615,451 | 0 | 8,898 | (5,916) | 788,111 | 1,388 | 792,481 |
| 1991 | 0 | 33,999 | 105,176 | 441,217 | 4,560 | 584,952 | 0 | 17,908 | 34,422 | 177,308 | 394 | 230,032 |
| 1992 | 0 | 23,121 | (92,123) | 809,771 | 1,995 | 742,764 | 0 | 14,873 | (17,115) | 374,110 | 423 | 372,291 |
| 1993 | 0 | 11,946 | (127,738) | 759,485 | 1,676 | 645,369 | 0 | 9,304 | (3,455) | 308,222 | 443 | 314,514 |
| 1994 | 0 | 40,808 | (88,211) | 960,815 | 2,918 | 916,330 | 0 | 21,837 | 3,395 | 469,996 | 430 | 495,658 |
| 1995 | 0 | 36,001 | (16,431) | 542,465 | 1,669 | 563,704 | 0 | 14,139 | (30,761) | 384,836 | 427 | 368,641 |
| 1996 | 0 | 37,357 | 15,438 | 779,918 | 2,928 | 835,641 | 0 | 7,247 | (11,410) | 493,852 | 565 | 490,254 |
| 1997 | 0 | 51,475 | 40,852 | 860,798 | 2,076 | 955,201 | 0 | 20,725 | 38,960 | 537,586 | 507 | 597,778 |
| 1998 | 0 | 48,601 | (106,487) | 607,301 | 1,585 | 551,000 | 0 | 21,456 | 16,361 | 398,385 | 363 | 436,565 |
| 1999 | 0 | 52,726 | (2,807) | 947,420 | 3,279 | 1,000,618 | 0 | 26,644 | (8,486) | 589,756 | 396 | 608,310 |
| 2000 | 0 | 43,072 | 7,726 | 1,627,123 | 4,216 | 1,682,137 | 0 | 8,983 | (10,472) | 958,997 | 449 | 957,957 |
| 2001 | 0 | 39,544 | (18,830) | 1,187,300 | 1,211 | 1,209,225 | 0 | 14,526 | 3,478 | 709,985 | 452 | 728,441 |
| 2002 | 0 | 60,037 | 50,342 | 1,680,514 | 3,961 | 1,794,854 | 0 | 15,190 | 8,398 | 901,230 | 490 | 925,308 |
| 2003 | 0 | 53,320 | (48,181) | 1,771,048 | 10,645 | 1,786,832 | 0 | 13,676 | (20,787) | 1,035,349 | 355 | 1,028,593 |
| 2004 | 0 | 57,962 | 3,161 | 1,970,391 | 649 | 2,032,163 | 0 | 15,581 | 17,207 | 1,120,384 | 171 | 1,153,343 |
| 2005 | 0 | 40,949 | (159,678) | 1,693,409 | 559 | 1,575,239 | 0 | 2,561 | (50,014) | 1,116,158 | 84 | 1,068,789 |
| 2006 | 0 | 52,291 | (120,122) | 1,898,070 | 504 | 1,830,743 | 0 | 13,170 | 8,653 | 1,281,524 | 98 | 1,303,445 |
| 2007 | 0 | 65,423 | 118,196 | 1,836,977 | 305 | 2,020,901 | 0 | 17,957 | (5,091) | 1,076,227 | 103 | 1,089,196 |
| 2008 | 0 | 50,959 | (4,230) | 1,146,056 | 327 | 1,193,112 | 0 | 14,592 | 5,383 | 614,224 | 80 | 634,279 |
| 2009 | 0 | 59,186 | (726) | 1,125,654 | 1,295 | 1,185,409 | 0 | 25,599 | (5,619) | 493,685 | 1,100 | 514,765 |
| 2010 | 0 | 60,181 | 48,231 | 1,369,128 | 603 | 1,478,143 | 0 | 32,025 | 6,964 | 956,888 | 363 | 996,240 |
| 2011 | 0 | 64,370 | (18,816) | 1,632,033 | 742 | 1,678,329 | 0 | 34,783 | (1,405) | 1,220,667 | 500 | 1,254,545 |
| 2012 | 0 | 65,684 | 14,573 | 1,486,712 | 938 | 1,567,907 | 0 | 22,523 | (229) | 892,938 | 550 | 915,782 |
| 2013 | 0 | 69,789 | (1,058) | 1,141,530 | 795 | 1,211,056 | 0 | 20,563 | 3,278 | 528,614 | 501 | 552,956 |
| 2014 | 0 | 43,179 | 31,082 | 465,759 | 172 | 540,192 | 0 | 16,120 | 41,923 | 160,225 | 81 | 218,349 |
| 2015 | 0 | 43,312 | (32,942) | 714,860 | 151 | 725,381 | 0 | 10,834 | (7,059) | 248,779 | 71 | 252,625 |
| 2016 | 0 | 41,071 | (63,199) | 1,330,078 | 981 | 1,308,931 | 0 | 6,898 | 7,625 | 785,607 | 163 | 800,293 |
| 2017 | 0 | 66,781 | 18,784 | 1,876,437 | 300 | 1,962,302 | 0 | 27,722 | (56,730) | 1,459,363 | 235 | 1,430,590 |
| 2018 | 0 | 41,613 | 45,441 | 1,029,370 | 225 | 1,116,649 | 0 | 6,170 | 56,121 | 659,479 | 155 | 721,925 |
| 2019 | 0 | 39,719 | 11,614 | 1,531,257 | 7,010 | 1,589,600 | 0 | 22,755 | 11,614 | 1,098,721 | 1,630 | 1,134,720 |
| **2020** | **0** | **29,745** | **(5,557)** | **1,471,039** | **7,010** | **1,502,237** | **0** | **18,091** | **(5,205)** | **920,465** | **1,630** | **934,981** |
| 2021 | 0 | 35,819 | (5,557) | 1,471,039 | 7,010 | 1,508,311 | 0 | 20,946 | (5,205) | 920,420 | 1,630 | 937,791 |
| 2022 | 0 | 35,813 | (3,483) | 1,471,039 | 7,010 | 1,510,379 | 0 | 20,940 | (3,434) | 920,372 | 1,630 | 939,508 |
| 2023 | 0 | 35,804 | (18,971) | 1,471,039 | 7,010 | 1,494,882 | 0 | 20,939 | (18,638) | 920,315 | 1,630 | 924,246 |
| 2024 | 0 | 35,683 | 11,289 | 1,471,039 | 7,010 | 1,525,021 | 0 | 20,881 | 21,309 | 920,315 | 1,630 | 964,135 |
| 2025 | 0 | 35,746 | (12,518) | 1,471,039 | 7,010 | 1,501,277 | 0 | 20,965 | (11,624) | 920,315 | 1,630 | 931,286 |
| 2026 | 0 | 35,758 | 24,308 | 1,471,039 | 7,010 | 1,538,115 | 0 | 20,930 | 13,030 | 920,315 | 1,630 | 955,905 |
| 2027 | 0 | 35,671 | (17,799) | 1,471,039 | 7,010 | 1,495,921 | 0 | 20,861 | (6,161) | 920,315 | 1,630 | 936,645 |
| 2028 | 0 | 35,811 | 12,291 | 1,471,039 | 7,010 | 1,526,151 | 0 | 20,961 | 4,006 | 920,315 | 1,630 | 946,912 |
| 2029 | 0 | 35,738 | (9,046) | 1,471,039 | 7,010 | 1,504,741 | 0 | 20,955 | (913) | 920,315 | 1,630 | 941,987 |
| 2030 | 0 | 35,802 | 20,756 | 1,471,039 | 7,010 | 1,534,607 | 0 | 20,930 | 8,528 | 920,315 | 1,630 | 951,403 |
| 2031 | 0 | 35,674 | (97,726) | 1,471,039 | 7,010 | 1,415,997 | 0 | 20,956 | (31,057) | 920,315 | 1,630 | 911,844 |
| 2032 | 0 | 35,276 | 84,999 | 1,471,039 | 7,010 | 1,598,324 | 0 | 20,865 | 43,953 | 920,315 | 1,630 | 986,763 |
| 2033 | 0 | 35,481 | (94,652) | 1,471,039 | 7,010 | 1,418,878 | 0 | 20,854 | (37,929) | 920,315 | 1,630 | 904,870 |
| 2034 | 0 | 34,973 | 69,593 | 1,471,039 | 7,010 | 1,582,615 | 0 | 20,769 | 28,588 | 920,315 | 1,630 | 971,302 |
| 2035 | 0 | 34,313 | (242,659) | 1,471,039 | 7,010 | 1,269,703 | 0 | 20,892 | (49,219) | 920,315 | 1,630 | 893,618 |

## TABLE B-6 Annual Water Quantities Conveyed through Each Pumping and Power Recovery Plant of Project Transportation Facilities (acre-feet)



| | CALIFORNIA AQUEDUCT (continued) | | | | | | | | | | | |
|---|---|---|---|---|---|---|---|---|---|---|---|---|
| | MOJAVE DIVISION (continued) | | | | | | | | | | | |
| | Pearblossom Pumping Plant | | | | | | Mojave Siphon Powerplant | | | | | |
| | | | | Deliveries | | | | | | Deliveries | | |
| Calendar Year | Initial Fill Water | Operational Losses | Reservoir Storage Changes | Water Supply | Recreation | Total | Initial Fill Water | Operational Losses | Reservoir Storage Changes | Water Supply | Recreation | Total |
| | [63] | [64] | [65] | [66] | [67] | [68] | [69] | [70] | [71] | [72] | [73] | [74] |
| 1961 | 0 | 0 | 0 | 0 | 0 | 0 | 0 | 0 | 0 | 0 | 0 | 0 |
| 1962 | 0 | 0 | 0 | 0 | 0 | 0 | 0 | 0 | 0 | 0 | 0 | 0 |
| 1963 | 0 | 0 | 0 | 0 | 0 | 0 | 0 | 0 | 0 | 0 | 0 | 0 |
| 1964 | 0 | 0 | 0 | 0 | 0 | 0 | 0 | 0 | 0 | 0 | 0 | 0 |
| 1965 | 0 | 0 | 0 | 0 | 0 | 0 | 0 | 0 | 0 | 0 | 0 | 0 |
| 1966 | 0 | 0 | 0 | 0 | 0 | 0 | 0 | 0 | 0 | 0 | 0 | 0 |
| 1967 | 0 | 0 | 0 | 0 | 0 | 0 | 0 | 0 | 0 | 0 | 0 | 0 |
| 1968 | 0 | 0 | 0 | 0 | 0 | 0 | 0 | 0 | 0 | 0 | 0 | 0 |
| 1969 | 0 | 0 | 0 | 0 | 0 | 0 | 0 | 0 | 0 | 0 | 0 | 0 |
| 1970 | 0 | 0 | 0 | 0 | 0 | 0 | 0 | 0 | 0 | 0 | 0 | 0 |
| 1971 | 21 | 0 | 0 | 0 | 0 | 21 | 0 | 0 | 0 | 0 | 0 | 0 |
| 1972 | 35,243 | 5,282 | (153) | 1,794 | 0 | 42,166 | 0 | 0 | 0 | 0 | 0 | 0 |
| 1973 | 80,177 | 21,522 | (2,700) | 52,201 | 72 | 151,272 | 0 | 0 | 0 | 0 | 0 | 0 |
| 1974 | 76,694 | 10,847 | (11,149) | 102,839 | 44 | 179,275 | 0 | 0 | 0 | 0 | 0 | 0 |
| 1975 | 10,000 | 2,364 | (8,397) | 190,351 | 70 | 194,388 | 0 | 0 | 0 | 0 | 0 | 0 |
| 1976 | 4,168 | 7,040 | (16,055) | 236,713 | 152 | 232,018 | 0 | 0 | 0 | 0 | 0 | 0 |
| 1977 | 0 | 11,398 | (17,534) | 102,326 | 580 | 96,770 | 0 | 0 | 0 | 0 | 0 | 0 |
| 1978 | 19,922 | 5,696 | 69,130 | 374,845 | 498 | 470,091 | 0 | 0 | 0 | 0 | 0 | 0 |
| 1979 | 12,302 | 6,836 | (32,518) | 362,114 | 502 | 349,236 | 0 | 0 | 0 | 0 | 0 | 0 |
| 1980 | 0 | 16,200 | 6,159 | 401,214 | 781 | 424,354 | 0 | 0 | 0 | 0 | 0 | 0 |
| 1981 | 0 | 4,992 | (36,278) | 574,573 | 933 | 544,220 | 0 | 0 | 0 | 0 | 0 | 0 |
| 1982 | 0 | 5,251 | 55,232 | 401,037 | 1,919 | 463,439 | 0 | 0 | 0 | 0 | 0 | 0 |
| 1983 | 0 | 11,745 | (26,847) | 231,188 | 1,180 | 217,266 | 0 | 0 | 0 | 0 | 0 | 0 |
| 1984 | 0 | 18,228 | 23,230 | 252,066 | 1,494 | 295,018 | 0 | 0 | 0 | 0 | 0 | 0 |
| 1985 | 0 | 25,292 | (2,815) | 350,758 | 1,076 | 374,311 | 0 | 0 | 0 | 0 | 0 | 0 |
| 1986 | 0 | 30,876 | 12,258 | 394,156 | 1,508 | 438,798 | 0 | 0 | 0 | 0 | 0 | 0 |
| 1987 | 0 | 27,552 | (15,270) | 377,531 | 1,239 | 391,052 | 0 | 0 | 0 | 0 | 0 | 0 |
| 1988 | 0 | 32,209 | 1,101 | 501,300 | 971 | 535,581 | 0 | 1,977 | 1,101 | 501,291 | 971 | 505,340 |
| 1989 | 0 | 31,500 | (20,363) | 661,189 | 1,407 | 673,733 | 0 | 29,110 | (20,363) | 661,100 | 1,407 | 671,254 |
| 1990 | 0 | 32,672 | (5,916) | 730,560 | 1,388 | 758,704 | 0 | 23,692 | (5,916) | 730,550 | 1,388 | 749,714 |
| 1991 | 0 | 15,209 | 34,774 | 163,913 | 394 | 214,290 | 0 | (543) | 34,774 | 163,913 | 394 | 198,538 |
| 1992 | 0 | 13,989 | (17,451) | 338,249 | 423 | 335,210 | 0 | (13,193) | (17,451) | 338,207 | 423 | 307,986 |
| 1993 | 0 | 9,779 | (3,455) | 255,117 | 443 | 261,884 | 0 | (11,922) | (3,455) | 255,117 | 443 | 240,183 |
| 1994 | 0 | 150 | 3,395 | 409,928 | 430 | 413,903 | 0 | 1,601 | 3,395 | 395,294 | 430 | 400,720 |
| 1995 | 0 | 6,820 | (29,282) | 328,882 | 427 | 306,847 | 0 | 10,458 | (29,282) | 321,387 | 427 | 302,990 |
| 1996 | 0 | 9,514 | (11,410) | 424,252 | 565 | 422,921 | 0 | (5,577) | (11,410) | 418,141 | 565 | 401,719 |
| 1997 | 0 | (1,124) | 38,960 | 461,563 | 507 | 499,906 | 0 | 5,171 | 38,960 | 452,525 | 507 | 497,163 |
| 1998 | 0 | (2,087) | 16,361 | 334,965 | 363 | 349,602 | 0 | 11,496 | 16,361 | 332,385 | 363 | 360,605 |
| 1999 | 0 | (1,154) | (8,486) | 505,624 | 396 | 496,380 | 0 | 11,065 | (8,486) | 498,919 | 396 | 501,894 |
| 2000 | 0 | (23,296) | (10,472) | 864,999 | 449 | 831,680 | 0 | 4,896 | (10,472) | 854,980 | 449 | 849,853 |
| 2001 | 0 | (9,304) | 3,478 | 635,316 | 452 | 629,942 | 0 | 7,403 | 3,478 | 632,420 | 452 | 643,753 |
| 2002 | 0 | 3,810 | 8,398 | 823,690 | 490 | 836,388 | 0 | 9,300 | 8,398 | 820,217 | 490 | 838,405 |
| 2003 | 0 | 2,814 | (20,787) | 962,488 | 355 | 944,870 | 0 | (6,586) | (20,787) | 941,713 | 355 | 914,695 |
| 2004 | 0 | (15,558) | 17,207 | 1,047,521 | 171 | 1,049,341 | 0 | 5,034 | 17,207 | 1,035,315 | 171 | 1,057,727 |
| 2005 | 0 | (18,967) | (50,014) | 1,043,564 | 84 | 974,667 | 0 | 827 | (50,014) | 1,025,453 | 84 | 976,350 |
| 2006 | 0 | (21,986) | 8,653 | 1,187,627 | 98 | 1,174,392 | 0 | (845) | 8,653 | 1,154,634 | 98 | 1,162,540 |
| 2007 | 0 | (13,055) | (5,091) | 975,802 | 103 | 957,759 | 0 | 3,060 | (5,091) | 956,281 | 103 | 954,353 |
| 2008 | 0 | 723 | 5,383 | 550,143 | 80 | 556,329 | 0 | 8,380 | 5,383 | 534,480 | 80 | 548,323 |
| 2009 | 0 | 3,807 | (5,619) | 431,289 | 1,100 | 430,577 | 0 | 10,520 | (5,619) | 411,075 | 1,100 | 417,076 |
| 2010 | 0 | 1,854 | 6,964 | 886,249 | 363 | 895,430 | 0 | 9,649 | 6,964 | 858,609 | 363 | 875,585 |
| 2011 | 0 | 7,953 | (1,405) | 1,114,556 | 500 | 1,121,604 | 0 | 13,506 | (1,405) | 1,080,734 | 500 | 1,093,335 |
| 2012 | 0 | 3,499 | (229) | 797,563 | 550 | 801,383 | 0 | 3,492 | (229) | 775,600 | 550 | 779,413 |
| 2013 | 0 | 6,273 | 3,278 | 466,095 | 501 | 476,147 | 0 | 12,172 | 3,278 | 460,089 | 501 | 476,040 |
| 2014 | 0 | 11,143 | 41,923 | 133,376 | 81 | 186,523 | 0 | 13,671 | 41,923 | 130,752 | 81 | 186,427 |
| 2015 | 0 | 7,067 | (7,059) | 229,244 | 71 | 229,323 | 0 | 9,953 | (7,059) | 221,321 | 71 | 224,286 |
| 2016 | 0 | 8,750 | 7,625 | 735,426 | 163 | 751,964 | 0 | 5,792 | 7,625 | 721,208 | 163 | 734,788 |
| 2017 | 0 | 22,451 | (56,730) | 1,332,138 | 235 | 1,298,094 | 0 | 7,679 | (56,730) | 1,309,118 | 235 | 1,260,302 |
| 2018 | 0 | 4,197 | 56,121 | 591,491 | 155 | 651,964 | 0 | 4,206 | 56,121 | 586,886 | 155 | 647,368 |
| 2019 | 0 | 17,405 | 11,614 | 1,022,187 | 1,430 | 1,052,636 | 0 | 13,935 | 11,614 | 1,004,813 | 1,430 | 1,031,792 |
| **2020** | **0** | **12,741** | **(5,205)** | **803,144** | **1,430** | **812,110** | **0** | **9,271** | **(5,205)** | **773,062** | **1,430** | **778,558** |
| 2021 | 0 | 15,596 | (5,205) | 803,152 | 1,430 | 814,973 | 0 | 12,126 | (5,205) | 773,062 | 1,430 | 781,413 |
| 2022 | 0 | 15,590 | (3,434) | 803,156 | 1,430 | 816,742 | 0 | 12,120 | (3,434) | 773,062 | 1,430 | 783,178 |
| 2023 | 0 | 15,589 | (18,638) | 803,168 | 1,430 | 801,549 | 0 | 12,119 | (18,638) | 773,062 | 1,430 | 767,973 |
| 2024 | 0 | 15,531 | 21,309 | 803,168 | 1,430 | 841,438 | 0 | 12,061 | 21,309 | 773,062 | 1,430 | 807,862 |
| 2025 | 0 | 15,615 | (11,624) | 803,168 | 1,430 | 808,589 | 0 | 12,145 | (11,624) | 773,062 | 1,430 | 775,013 |
| 2026 | 0 | 15,580 | 13,030 | 803,168 | 1,430 | 833,208 | 0 | 12,110 | 13,030 | 773,062 | 1,430 | 799,632 |
| 2027 | 0 | 15,511 | (6,161) | 803,168 | 1,430 | 813,948 | 0 | 12,041 | (6,161) | 773,062 | 1,430 | 780,372 |
| 2028 | 0 | 15,611 | 4,006 | 803,168 | 1,430 | 824,215 | 0 | 12,141 | 4,006 | 773,062 | 1,430 | 790,639 |
| 2029 | 0 | 15,605 | (913) | 803,168 | 1,430 | 819,290 | 0 | 12,135 | (913) | 773,062 | 1,430 | 785,714 |
| 2030 | 0 | 15,580 | 8,528 | 803,168 | 1,430 | 828,706 | 0 | 12,110 | 8,528 | 773,062 | 1,430 | 795,130 |
| 2031 | 0 | 15,606 | (31,057) | 803,168 | 1,430 | 789,147 | 0 | 12,136 | (31,057) | 773,062 | 1,430 | 755,571 |
| 2032 | 0 | 15,515 | 43,953 | 803,168 | 1,430 | 864,066 | 0 | 12,045 | 43,953 | 773,062 | 1,430 | 830,490 |
| 2033 | 0 | 15,504 | (37,929) | 803,168 | 1,430 | 782,173 | 0 | 12,034 | (37,929) | 773,062 | 1,430 | 748,597 |
| 2034 | 0 | 15,419 | 28,588 | 803,168 | 1,430 | 848,605 | 0 | 11,949 | 28,588 | 773,062 | 1,430 | 815,029 |
| 2035 | 0 | 15,542 | (49,219) | 803,168 | 1,430 | 770,921 | 0 | 12,072 | (49,219) | 773,062 | 1,430 | 737,345 |

## TABLE B-6 Annual Water Quantities Conveyed through Each Pumping and Power Recovery Plant of Project Transportation Facilities (acre-feet)



| | CALIFORNIA AQUEDUCT (continued) | | | | | | | | | |
|---|---|---|---|---|---|---|---|---|---|---|
| | SANTA ANA DIVISION | | | | | | | | | |
| | Devil Canyon Powerplant | | | | | | Greenspot Pump Station | | | |
| | | | | Deliveries | | | | | | |
| Calendar Year | Initial Fill Water | Operational Losses | Reservoir Storage Changes | Water Supply | Recreation | Total | Initial Fill Water | Operational Losses | Water Supply Delivery | Total |
| | [75] | [76] | [77] | [78] | [79] | [80] | [81] | [82] | [83] | [84] |
| 1961 | 0 | 0 | 0 | 0 | 0 | 0 | 0 | 0 | 0 | 0 |
| 1962 | 0 | 0 | 0 | 0 | 0 | 0 | 0 | 0 | 0 | 0 |
| 1963 | 0 | 0 | 0 | 0 | 0 | 0 | 0 | 0 | 0 | 0 |
| 1964 | 0 | 0 | 0 | 0 | 0 | 0 | 0 | 0 | 0 | 0 |
| 1965 | 0 | 0 | 0 | 0 | 0 | 0 | 0 | 0 | 0 | 0 |
| 1966 | 0 | 0 | 0 | 0 | 0 | 0 | 0 | 0 | 0 | 0 |
| 1967 | 0 | 0 | 0 | 0 | 0 | 0 | 0 | 0 | 0 | 0 |
| 1968 | 0 | 0 | 0 | 0 | 0 | 0 | 0 | 0 | 0 | 0 |
| 1969 | 0 | 0 | 0 | 0 | 0 | 0 | 0 | 0 | 0 | 0 |
| 1970 | 0 | 0 | 0 | 0 | 0 | 0 | 0 | 0 | 0 | 0 |
| 1971 | 0 | 0 | 0 | 0 | 0 | 0 | 0 | 0 | 0 | 0 |
| 1972 | 37 | 0 | 0 | 1,275 | 0 | 1,312 | 0 | 0 | 0 | 0 |
| 1973 | 40,848 | 14,745 | 0 | 51,812 | 0 | 107,405 | 0 | 0 | 0 | 0 |
| 1974 | 74,666 | 8,367 | (4,925) | 102,198 | 0 | 180,306 | 0 | 0 | 0 | 0 |
| 1975 | 10,000 | 1,995 | (6,719) | 189,526 | 0 | 194,802 | 0 | 0 | 0 | 0 |
| 1976 | 4,168 | 5,180 | (9,182) | 235,711 | 23 | 235,900 | 0 | 0 | 0 | 0 |
| 1977 | 0 | 8,082 | (5,235) | 101,137 | 469 | 104,453 | 0 | 0 | 0 | 0 |
| 1978 | 14,820 | 3,754 | 21,686 | 373,636 | 481 | 414,377 | 0 | 0 | 0 | 0 |
| 1979 | 12,302 | 5,620 | (27,107) | 356,854 | 485 | 348,154 | 0 | 0 | 0 | 0 |
| 1980 | 0 | 9,468 | 12,714 | 395,975 | 742 | 418,899 | 0 | 0 | 0 | 0 |
| 1981 | 0 | 8,401 | (23,448) | 569,088 | 807 | 554,848 | 0 | 0 | 0 | 0 |
| 1982 | 0 | 6,012 | 44,469 | 399,799 | 1,798 | 452,078 | 0 | 0 | 0 | 0 |
| 1983 | 0 | 8,597 | 5,188 | 230,277 | 1,078 | 245,140 | 0 | 0 | 0 | 0 |
| 1984 | 0 | 12,861 | (850) | 250,938 | 1,414 | 264,363 | 0 | 0 | 0 | 0 |
| 1985 | 0 | 14,325 | (8,791) | 349,336 | 956 | 355,826 | 0 | 0 | 0 | 0 |
| 1986 | 0 | 9,486 | 8,339 | 392,650 | 1,378 | 411,853 | 0 | 0 | 0 | 0 |
| 1987 | 0 | 7,923 | (11,335) | 375,451 | 1,118 | 373,157 | 0 | 0 | 0 | 0 |
| 1988 | 0 | 11,090 | 2,238 | 499,285 | 861 | 513,474 | 0 | 0 | 0 | 0 |
| 1989 | 0 | 13,116 | (5,487) | 658,730 | 1,301 | 667,660 | 0 | 0 | 0 | 0 |
| 1990 | 0 | 13,439 | (4,622) | 728,723 | 1,281 | 738,821 | 0 | 0 | 0 | 0 |
| 1991 | 0 | 10,836 | 18,308 | 161,032 | 340 | 190,516 | 0 | 0 | 0 | 0 |
| 1992 | 0 | 9,157 | (9,084) | 328,354 | 371 | 328,798 | 0 | 0 | 0 | 0 |
| 1993 | 0 | 5,602 | 5,593 | 244,678 | 364 | 256,237 | 0 | 0 | 0 | 0 |
| 1994 | 0 | 10,915 | (11,045) | 393,690 | 357 | 393,917 | 0 | 0 | 0 | 0 |
| 1995 | 0 | 11,268 | 2,331 | 320,978 | 358 | 334,935 | 0 | 0 | 0 | 0 |
| 1996 | 0 | 9,496 | 13,015 | 417,656 | 494 | 440,661 | 0 | 0 | 0 | 0 |
| 1997 | 0 | 8,087 | (19,685) | 451,874 | 416 | 440,692 | 0 | 0 | 0 | 0 |
| 1998 | 0 | 6,700 | 16,643 | 332,198 | 310 | 355,851 | 0 | 0 | 0 | 0 |
| 1999 | 0 | 9,784 | (4,177) | 497,787 | 341 | 503,735 | 0 | 0 | 0 | 0 |
| 2000 | | 7,407 | (11,040) | 853,786 | 375 | 850,528 | 0 | 0 | 0 | 0 |
| 2001 | | 9,324 | 8,183 | 631,363 | 374 | 649,244 | 0 | 0 | 0 | 0 |
| 2002 | | 10,315 | 9,682 | 818,028 | 413 | 838,438 | 0 | 0 | 0 | 0 |
| 2003 | | 9,198 | (18,298) | 922,901 | 260 | 914,061 | 0 | 0 | 4,526 | 4,526 |
| 2004 | | 11,166 | 15,150 | 1,033,309 | 85 | 1,059,710 | 0 | 0 | 3,798 | 3,798 |
| 2005 | | 4,500 | (63,441) | 1,010,247 | 0 | 951,306 | 0 | 0 | 3,686 | 3,686 |
| 2006 | | 8,208 | 7,571 | 1,153,993 | 0 | 1,169,772 | 0 | 0 | 7,775 | 7,775 |
| 2007 | | 8,216 | (5,872) | 953,803 | 0 | 956,147 | 0 | 0 | 12,168 | 12,168 |
| 2008 | | 10,599 | 7,759 | 533,221 | 0 | 551,579 | 0 | 0 | 14,408 | 14,408 |
| 2009 | | 10,035 | (5,600) | 410,032 | 1,025 | 415,492 | 0 | 0 | 20,542 | 20,542 |
| 2010 | | 6,275 | 5,344 | 851,786 | 307 | 863,712 | 0 | 0 | 18,395 | 18,395 |
| 2011 | | 7,359 | 2,371 | 1,066,088 | 417 | 1,076,235 | 0 | 0 | 20,586 | 20,586 |
| 2012 | | (1,942) | (2,225) | 771,982 | 459 | 768,274 | 0 | 0 | 23,791 | 23,791 |
| 2013 | | 3,306 | 3,042 | 458,221 | 416 | 464,985 | 0 | 0 | 20,560 | 20,560 |
| 2014 | | 9,919 | 42,495 | 129,317 | 27 | 181,758 | 0 | 0 | 9,843 | 9,843 |
| 2015 | | 8,923 | (3,561) | 220,068 | 35 | 225,465 | 0 | 0 | 9,791 | 9,791 |
| 2016 | | (2,942) | 3,074 | 711,654 | 107 | 711,893 | 0 | 0 | 22,896 | 22,896 |
| 2017 | | (8,690) | (53,233) | 1,297,152 | 150 | 1,235,379 | 0 | 0 | 6,682 | 6,682 |
| 2018 | | 3,164 | 53,152 | 585,658 | 95 | 642,069 | 0 | 0 | 4,241 | 4,241 |
| 2019 | | 9,812 | 11,614 | 1,002,791 | 1,250 | 1,025,467 | 0 | 0 | 5,798 | 5,798 |
| **2020** | | **6,576** | **0** | **769,182** | **1,250** | **777,008** | **0** | **0** | **0** | **0** |
| 2021 | | 8,486 | 0 | 769,182 | 1,250 | 778,918 | 0 | 0 | 0 | 0 |
| 2022 | | 8,486 | 13,735 | 769,182 | 1,250 | 792,653 | 0 | 0 | 0 | 0 |
| 2023 | | 8,482 | (8,417) | 769,182 | 1,250 | 770,497 | 0 | 0 | 0 | 0 |
| 2024 | | 8,462 | 689 | 769,182 | 1,250 | 779,583 | 0 | 0 | 0 | 0 |
| 2025 | | 8,489 | 4,591 | 769,182 | 1,250 | 783,512 | 0 | 0 | 0 | 0 |
| 2026 | | 8,475 | (3,819) | 769,182 | 1,250 | 775,088 | 0 | 0 | 0 | 0 |
| 2027 | | 8,479 | 745 | 769,182 | 1,250 | 779,656 | 0 | 0 | 0 | 0 |
| 2028 | | 8,481 | (5,355) | 769,182 | 1,250 | 773,558 | 0 | 0 | 0 | 0 |
| 2029 | | 8,481 | 2,909 | 769,182 | 1,250 | 781,822 | 0 | 0 | 0 | 0 |
| 2030 | | 8,480 | 296 | 769,182 | 1,250 | 779,208 | 0 | 0 | 0 | 0 |
| 2031 | | 8,475 | (1,976) | 769,182 | 1,250 | 776,931 | 0 | 0 | 0 | 0 |
| 2032 | | 8,449 | 18,821 | 769,182 | 1,250 | 797,702 | 0 | 0 | 0 | 0 |
| 2033 | | 8,449 | (23,419) | 769,182 | 1,250 | 755,462 | 0 | 0 | 0 | 0 |
| 2034 | | 8,443 | 21,651 | 769,182 | 1,250 | 800,526 | 0 | 0 | 0 | 0 |
| 2035 | | 8,451 | (31,434) | 769,182 | 1,250 | 747,449 | 0 | 0 | 0 | 0 |

## TABLE B-6 Annual Water Quantities Conveyed through Each Pumping and Power Recovery Plant of Project Transportation Facilities (acre-feet)



| | CALIFORNIA AQUEDUCT (continued) | | | | | | | | | | | |
|---|---|---|---|---|---|---|---|---|---|---|---|---|
| | SANTA ANA DIVISION (continued) | | | | | | | | | | | |
| | Citrus Pump Station[c] | | | | Crafton Hills Pump Station | | | | Cherry Valley Pump Station | | | |
| Calendar Year | Initial Fill Water | Operational Losses | Water Supply Delivery | Total | Initial Fill Water | Operational Losses | Water Supply Delivery | Total | Initial Fill Water | Operational Losses | Water Supply Delivery | Total |
| | [85] | [86] | [87] | [88] | [89] | [90] | [91] | [92] | [93] | [94] | [95] | [96] |
| 1961 | 0 | 0 | 0 | 0 | 0 | 0 | 0 | 0 | 0 | 0 | 0 | 0 |
| 1962 | 0 | 0 | 0 | 0 | 0 | 0 | 0 | 0 | 0 | 0 | 0 | 0 |
| 1963 | 0 | 0 | 0 | 0 | 0 | 0 | 0 | 0 | 0 | 0 | 0 | 0 |
| 1964 | 0 | 0 | 0 | 0 | 0 | 0 | 0 | 0 | 0 | 0 | 0 | 0 |
| 1965 | 0 | 0 | 0 | 0 | 0 | 0 | 0 | 0 | 0 | 0 | 0 | 0 |
| 1966 | 0 | 0 | 0 | 0 | 0 | 0 | 0 | 0 | 0 | 0 | 0 | 0 |
| 1967 | 0 | 0 | 0 | 0 | 0 | 0 | 0 | 0 | 0 | 0 | 0 | 0 |
| 1968 | 0 | 0 | 0 | 0 | 0 | 0 | 0 | 0 | 0 | 0 | 0 | 0 |
| 1969 | 0 | 0 | 0 | 0 | 0 | 0 | 0 | 0 | 0 | 0 | 0 | 0 |
| 1970 | 0 | 0 | 0 | 0 | 0 | 0 | 0 | 0 | 0 | 0 | 0 | 0 |
| 1971 | 0 | 0 | 0 | 0 | 0 | 0 | 0 | 0 | 0 | 0 | 0 | 0 |
| 1972 | 0 | 0 | 0 | 0 | 0 | 0 | 0 | 0 | 0 | 0 | 0 | 0 |
| 1973 | 0 | 0 | 0 | 0 | 0 | 0 | 0 | 0 | 0 | 0 | 0 | 0 |
| 1974 | 0 | 0 | 0 | 0 | 0 | 0 | 0 | 0 | 0 | 0 | 0 | 0 |
| 1975 | 0 | 0 | 0 | 0 | 0 | 0 | 0 | 0 | 0 | 0 | 0 | 0 |
| 1976 | 0 | 0 | 0 | 0 | 0 | 0 | 0 | 0 | 0 | 0 | 0 | 0 |
| 1977 | 0 | 0 | 0 | 0 | 0 | 0 | 0 | 0 | 0 | 0 | 0 | 0 |
| 1978 | 0 | 0 | 0 | 0 | 0 | 0 | 0 | 0 | 0 | 0 | 0 | 0 |
| 1979 | 0 | 0 | 0 | 0 | 0 | 0 | 0 | 0 | 0 | 0 | 0 | 0 |
| 1980 | 0 | 0 | 0 | 0 | 0 | 0 | 0 | 0 | 0 | 0 | 0 | 0 |
| 1981 | 0 | 0 | 0 | 0 | 0 | 0 | 0 | 0 | 0 | 0 | 0 | 0 |
| 1982 | 0 | 0 | 0 | 0 | 0 | 0 | 0 | 0 | 0 | 0 | 0 | 0 |
| 1983 | 0 | 0 | 0 | 0 | 0 | 0 | 0 | 0 | 0 | 0 | 0 | 0 |
| 1984 | 0 | 0 | 0 | 0 | 0 | 0 | 0 | 0 | 0 | 0 | 0 | 0 |
| 1985 | 0 | 0 | 0 | 0 | 0 | 0 | 0 | 0 | 0 | 0 | 0 | 0 |
| 1986 | 0 | 0 | 0 | 0 | 0 | 0 | 0 | 0 | 0 | 0 | 0 | 0 |
| 1987 | 0 | 0 | 0 | 0 | 0 | 0 | 0 | 0 | 0 | 0 | 0 | 0 |
| 1988 | 0 | 0 | 0 | 0 | 0 | 0 | 0 | 0 | 0 | 0 | 0 | 0 |
| 1989 | 0 | 0 | 0 | 0 | 0 | 0 | 0 | 0 | 0 | 0 | 0 | 0 |
| 1990 | 0 | 0 | 0 | 0 | 0 | 0 | 0 | 0 | 0 | 0 | 0 | 0 |
| 1991 | 0 | 0 | 0 | 0 | 0 | 0 | 0 | 0 | 0 | 0 | 0 | 0 |
| 1992 | 0 | 0 | 0 | 0 | 0 | 0 | 0 | 0 | 0 | 0 | 0 | 0 |
| 1993 | 0 | 0 | 0 | 0 | 0 | 0 | 0 | 0 | 0 | 0 | 0 | 0 |
| 1994 | 0 | 0 | 0 | 0 | 0 | 0 | 0 | 0 | 0 | 0 | 0 | 0 |
| 1995 | 0 | 0 | 0 | 0 | 0 | 0 | 0 | 0 | 0 | 0 | 0 | 0 |
| 1996 | 0 | 0 | 0 | 0 | 0 | 0 | 0 | 0 | 0 | 0 | 0 | 0 |
| 1997 | 0 | 0 | 0 | 0 | 0 | 0 | 0 | 0 | 0 | 0 | 0 | 0 |
| 1998 | 0 | 0 | 0 | 0 | 0 | 0 | 0 | 0 | 0 | 0 | 0 | 0 |
| 1999 | 0 | 0 | 0 | 0 | 0 | 0 | 0 | 0 | 0 | 0 | 0 | 0 |
| 2000 | 0 | 0 | 0 | 0 | 0 | 0 | 0 | 0 | 0 | 0 | 0 | 0 |
| 2001 | 0 | 0 | 0 | 0 | 0 | 0 | 0 | 0 | 0 | 0 | 0 | 0 |
| 2002 | 0 | 0 | 0 | 0 | 0 | 0 | 0 | 0 | 0 | 0 | 0 | 0 |
| 2003 | 0 | 0 | 0 | 0 | 0 | 0 | 2,733 | 2,733 | 0 | 0 | 116 | 116 |
| 2004 | 0 | 0 | 0 | 0 | 0 | 0 | 3,212 | 3,212 | 0 | 0 | 841 | 841 |
| 2005 | 0 | 0 | 0 | 0 | 0 | 0 | 2,727 | 2,727 | 0 | 0 | 692 | 692 |
| 2006 | 0 | 0 | 0 | 0 | 0 | 0 | 6,892 | 6,892 | 0 | 0 | 807 | 807 |
| 2007 | 0 | 0 | 0 | 0 | 0 | 0 | 9,038 | 9,038 | 0 | 0 | 177 | 177 |
| 2008 | 0 | 0 | 0 | 0 | 0 | 0 | 13,728 | 13,728 | 0 | 0 | 1,042 | 1,042 |
| 2009 | 0 | 0 | 0 | 0 | 0 | 0 | 16,463 | 16,463 | 0 | 0 | 1,898 | 1,898 |
| 2010 | 0 | 0 | 0 | 0 | 0 | 0 | 17,778 | 17,778 | 0 | 0 | 5,685 | 5,685 |
| 2011 | 0 | 0 | 0 | 0 | 0 | 0 | 19,887 | 19,887 | 0 | 0 | 9,290 | 9,290 |
| 2012 | 0 | 0 | 0 | 0 | 0 | 0 | 20,614 | 20,614 | 0 | 0 | 11,010 | 11,010 |
| 2013 | 0 | 0 | 0 | 0 | 0 | 0 | 17,526 | 17,526 | 0 | 0 | 9,445 | 9,445 |
| 2014 | 0 | 0 | 0 | 0 | 0 | 0 | 9,468 | 9,468 | 0 | 0 | 5,044 | 5,044 |
| 2015 | 0 | 0 | 0 | 0 | 0 | 0 | 9,409 | 9,409 | 0 | 0 | 3,481 | 3,481 |
| 2016 | 0 | 0 | 0 | 0 | 0 | 0 | 19,247 | 19,247 | 0 | 0 | 10,816 | 10,816 |
| 2017 | 0 | 0 | 31,763 | 31,763 | 0 | 0 | 31,763 | 31,763 | 0 | 0 | 14,946 | 14,946 |
| 2018 | 0 | 0 | 22,352 | 22,352 | 0 | 0 | 22,352 | 22,352 | 0 | 0 | 12,622 | 12,622 |
| 2019 | 0 | 0 | 13,202 | 13,202 | 0 | 0 | 13,202 | 13,202 | 0 | 0 | 9,715 | 9,715 |
| **2020** | **0** | **0** | **10,380** | **10,380** | **0** | **0** | **10,380** | **10,380** | **0** | **0** | **10,380** | **10,380** |
| 2021 | 0 | 0 | 10,380 | 10,380 | 0 | 0 | 10,380 | 10,380 | 0 | 0 | 10,380 | 10,380 |
| 2022 | 0 | 0 | 10,380 | 10,380 | 0 | 0 | 10,380 | 10,380 | 0 | 0 | 10,380 | 10,380 |
| 2023 | 0 | 0 | 10,380 | 10,380 | 0 | 0 | 10,380 | 10,380 | 0 | 0 | 10,380 | 10,380 |
| 2024 | 0 | 0 | 10,380 | 10,380 | 0 | 0 | 10,380 | 10,380 | 0 | 0 | 10,380 | 10,380 |
| 2025 | 0 | 0 | 10,380 | 10,380 | 0 | 0 | 10,380 | 10,380 | 0 | 0 | 10,380 | 10,380 |
| 2026 | 0 | 0 | 10,380 | 10,380 | 0 | 0 | 10,380 | 10,380 | 0 | 0 | 10,380 | 10,380 |
| 2027 | 0 | 0 | 10,380 | 10,380 | 0 | 0 | 10,380 | 10,380 | 0 | 0 | 10,380 | 10,380 |
| 2028 | 0 | 0 | 10,380 | 10,380 | 0 | 0 | 10,380 | 10,380 | 0 | 0 | 10,380 | 10,380 |
| 2029 | 0 | 0 | 10,380 | 10,380 | 0 | 0 | 10,380 | 10,380 | 0 | 0 | 10,380 | 10,380 |
| 2030 | 0 | 0 | 10,380 | 10,380 | 0 | 0 | 10,380 | 10,380 | 0 | 0 | 10,380 | 10,380 |
| 2031 | 0 | 0 | 10,380 | 10,380 | 0 | 0 | 10,380 | 10,380 | 0 | 0 | 10,380 | 10,380 |
| 2032 | 0 | 0 | 10,380 | 10,380 | 0 | 0 | 10,380 | 10,380 | 0 | 0 | 10,380 | 10,380 |
| 2033 | 0 | 0 | 10,380 | 10,380 | 0 | 0 | 10,380 | 10,380 | 0 | 0 | 10,380 | 10,380 |
| 2034 | 0 | 0 | 10,380 | 10,380 | 0 | 0 | 10,380 | 10,380 | 0 | 0 | 10,380 | 10,380 |
| 2035 | 0 | 0 | 10,380 | 10,380 | 0 | 0 | 10,380 | 10,380 | 0 | 0 | 10,380 | 10,380 |

[c] Citrus Pump Station began operation during calendar year 2017. For projected deliveries south of Greenspot Pump Station, flow is assumed to be through Citrus Pump Station.

## TABLE B-6 Annual Water Quantities Conveyed through Each Pumping and Power Recovery Plant of Project Transportation Facilities (acre-feet)



| | CALIFORNIA AQUEDUCT (continued) | | | | | | | | | | | |
|---|---|---|---|---|---|---|---|---|---|---|---|---|
| | WEST BRANCH | | | | | | | | | | | |
| | Oso Pumping Plant | | | | | | Warne Powerplant | | | | | |
| | | | | Deliveries | | | | | | Deliveries | | |
| Calendar Year | Initial Fill Water | Operational Losses | Reservoir Storage Changes | Water Supply | Recreation | Total | Initial Fill Water | Operational Losses | Reservoir Storage Changes | Water Supply | Recreation | Total |
| | [97] | [98] | [99] | [100] | [101] | [102] | [103] | [104] | [105] | [106] | [107] | [108] |
| 1961 | 0 | 0 | 0 | 0 | 0 | 0 | 0 | 0 | 0 | 0 | 0 | 0 |
| 1962 | 0 | 0 | 0 | 0 | 0 | 0 | 0 | 0 | 0 | 0 | 0 | 0 |
| 1963 | 0 | 0 | 0 | 0 | 0 | 0 | 0 | 0 | 0 | 0 | 0 | 0 |
| 1964 | 0 | 0 | 0 | 0 | 0 | 0 | 0 | 0 | 0 | 0 | 0 | 0 |
| 1965 | 0 | 0 | 0 | 0 | 0 | 0 | 0 | 0 | 0 | 0 | 0 | 0 |
| 1966 | 0 | 0 | 0 | 0 | 0 | 0 | 0 | 0 | 0 | 0 | 0 | 0 |
| 1967 | 0 | 0 | 0 | 0 | 0 | 0 | 0 | 0 | 0 | 0 | 0 | 0 |
| 1968 | 0 | 0 | 0 | 0 | 0 | 0 | 0 | 0 | 0 | 0 | 0 | 0 |
| 1969 | 0 | 0 | 0 | 0 | 0 | 0 | 0 | 0 | 0 | 0 | 0 | 0 |
| 1970 | 0 | 0 | 0 | 0 | 0 | 0 | 0 | 0 | 0 | 0 | 0 | 0 |
| 1971 | 2,444 | 133 | 0 | 0 | 0 | 2,577 | 0 | 0 | 0 | 0 | 0 | 0 |
| 1972 | 63,883 | 6,557 | (6,405) | 71,991 | 6,481 | 142,507 | 0 | 0 | 0 | 0 | 0 | 0 |
| 1973 | 124,461 | 16,995 | 4,029 | 155,317 | 1,075 | 301,877 | 0 | 0 | 0 | 0 | 0 | 0 |
| 1974 | 160,860 | 12,702 | (4,146) | 209,172 | 2,064 | 380,652 | 0 | 0 | 0 | 0 | 0 | 0 |
| 1975 | 93,352 | 23,008 | 7,704 | 374,306 | 3,288 | 501,658 | 0 | 0 | 0 | 0 | 0 | 0 |
| 1976 | 56,954 | 15,845 | (136,116) | 420,708 | 1,429 | 358,820 | 0 | 0 | 0 | 0 | 0 | 0 |
| 1977 | 0 | 4,407 | (98,685) | 122,447 | (20) | 28,149 | 0 | 0 | 0 | 0 | 0 | 0 |
| 1978 | 45,105 | 9,061 | 52,774 | 171,139 | 176 | 278,255 | 0 | 0 | 0 | 0 | 0 | 0 |
| 1979 | 0 | 25,355 | (18,781) | 145,598 | 0 | 152,172 | 0 | 0 | 0 | 0 | 0 | 0 |
| 1980 | 0 | 24,576 | (140,168) | 165,931 | 481 | 50,820 | 0 | 0 | 0 | 0 | 0 | 0 |
| 1981 | 0 | 15,254 | 59,637 | 283,264 | 3,179 | 361,334 | 0 | 0 | 0 | 0 | 0 | 0 |
| 1982 | 0 | 23,824 | 61,685 | 360,878 | 2,126 | 448,513 | 0 | 24,468 | 61,169 | 360,878 | 2,126 | 448,641 |
| 1983 | 0 | 23,601 | (74,308) | 166,995 | 6,111 | 122,399 | 0 | 20,780 | (74,308) | 166,995 | 6,111 | 119,578 |
| 1984 | 0 | 12,461 | (138,146) | 272,101 | 3,750 | 150,166 | 0 | 13,572 | (139,219) | 275,212 | 2,208 | 151,773 |
| 1985 | 0 | 28,257 | 142,219 | 403,097 | 3,728 | 577,301 | 0 | 29,286 | 141,492 | 403,097 | 874 | 574,749 |
| 1986 | 0 | 22,387 | 25,288 | 393,203 | 1,777 | 442,655 | 0 | 21,579 | 25,288 | 393,203 | 1,777 | 441,847 |
| 1987 | 0 | 18,164 | (10,252) | 433,452 | 5,698 | 447,062 | 0 | 20,885 | (10,252) | 433,452 | 5,698 | 449,783 |
| 1988 | 0 | 20,461 | (30,848) | 507,169 | 3,389 | 500,171 | 0 | 23,253 | (31,453) | 507,169 | 3,389 | 502,358 |
| 1989 | 0 | 27,914 | (40,463) | 611,681 | 6,083 | 605,215 | 0 | 27,131 | (40,463) | 611,681 | 6,083 | 604,432 |
| 1990 | 0 | 33,666 | (9,176) | 791,355 | 7,491 | 823,336 | 0 | 34,208 | (9,176) | 791,355 | 7,491 | 823,878 |
| 1991 | 0 | 16,460 | 70,754 | 263,909 | 4,166 | 355,289 | 0 | 16,908 | 70,754 | 263,909 | 4,166 | 355,737 |
| 1992 | 0 | 8,238 | (75,008) | 435,661 | 1,572 | 370,463 | 0 | 9,638 | (75,008) | 435,661 | 1,572 | 371,863 |
| 1993 | 0 | 2,674 | (124,283) | 451,263 | 1,233 | 330,887 | 0 | 1,922 | (124,283) | 451,257 | 1,233 | 330,129 |
| 1994 | 0 | 18,688 | (91,606) | 490,819 | 2,488 | 420,389 | 0 | 23,151 | (91,606) | 490,819 | 2,488 | 424,852 |
| 1995 | 0 | 21,775 | 14,330 | 157,629 | 1,242 | 194,976 | 0 | 15,860 | 14,330 | 157,629 | 1,242 | 189,061 |
| 1996 | 0 | 30,121 | 26,848 | 286,066 | 2,363 | 345,398 | 0 | 21,191 | 26,848 | 286,066 | 2,363 | 336,468 |
| 1997 | 0 | 30,468 | 1,892 | 323,212 | 1,569 | 357,141 | 0 | 23,437 | 1,892 | 323,201 | 1,569 | 350,099 |
| 1998 | 0 | 26,851 | (122,848) | 208,916 | 1,222 | 114,141 | 0 | 26,864 | (122,848) | 208,909 | 1,222 | 114,147 |
| 1999 | 0 | 25,690 | 5,679 | 357,664 | 2,883 | 391,916 | 0 | 21,822 | 8,120 | 357,664 | 2,883 | 390,489 |
| 2000 | 0 | 33,658 | 18,198 | 668,126 | 3,767 | 723,749 | 0 | 27,237 | 18,198 | 668,126 | 3,767 | 717,328 |
| 2001 | 0 | 24,551 | (22,308) | 477,315 | 759 | 480,317 | 0 | 17,404 | (22,308) | 477,315 | 759 | 473,170 |
| 2002 | 0 | 44,692 | 41,944 | 779,284 | 3,471 | 869,391 | 0 | 35,058 | 41,944 | 779,284 | 3,471 | 859,757 |
| 2003 | 0 | 39,495 | (27,394) | 735,699 | 10,290 | 758,090 | 0 | 28,167 | (27,394) | 735,699 | 10,290 | 746,762 |
| 2004 | 0 | 41,947 | (14,046) | 850,007 | 478 | 878,386 | 0 | 31,034 | (14,046) | 850,007 | 478 | 867,473 |
| 2005 | 0 | 38,154 | (109,664) | 577,251 | 475 | 506,216 | 0 | 29,111 | (109,664) | 577,251 | 475 | 497,173 |
| 2006 | 0 | 38,534 | (128,775) | 616,546 | 406 | 526,711 | 0 | 23,453 | (128,775) | 616,546 | 406 | 511,630 |
| 2007 | 0 | 46,921 | 123,287 | 760,750 | 202 | 931,160 | 0 | 29,978 | 123,287 | 760,750 | 202 | 914,217 |
| 2008 | 0 | 36,204 | (9,613) | 531,832 | 247 | 558,670 | 0 | 36,744 | (9,613) | 531,832 | 247 | 559,210 |
| 2009 | 0 | 33,295 | 4,893 | 631,969 | 195 | 670,352 | 0 | 30,564 | 4,893 | 631,969 | 195 | 667,621 |
| 2010 | 0 | 27,788 | 41,267 | 412,240 | 240 | 481,535 | 0 | 26,930 | 41,267 | 412,240 | 240 | 480,677 |
| 2011 | 0 | 29,227 | (17,411) | 411,366 | 242 | 423,424 | 0 | 29,363 | (17,411) | 411,366 | 242 | 423,560 |
| 2012 | 0 | 42,913 | 14,802 | 593,774 | 388 | 651,877 | 0 | 28,769 | 14,802 | 593,750 | 388 | 637,709 |
| 2013 | 0 | 49,029 | (4,336) | 612,912 | 294 | 657,899 | 0 | 30,918 | (4,336) | 612,865 | 294 | 639,741 |
| 2014 | 0 | 27,005 | (10,841) | 305,533 | 91 | 321,788 | 0 | 17,555 | (10,841) | 305,533 | 91 | 312,338 |
| 2015 | 0 | 32,430 | (25,883) | 466,081 | 80 | 472,708 | 0 | 22,165 | (25,883) | 466,081 | 80 | 462,443 |
| 2016 | 0 | 34,186 | (70,824) | 544,471 | 818 | 508,651 | 0 | 28,991 | (70,824) | 544,471 | 818 | 503,456 |
| 2017 | 0 | 38,989 | 75,514 | 417,074 | 65 | 531,642 | 0 | 37,047 | 75,514 | 416,564 | 65 | 529,190 |
| 2018 | 0 | 35,425 | (10,680) | 369,891 | 70 | 394,706 | 0 | 16,442 | (10,680) | 369,891 | 70 | 375,723 |
| 2019 | 0 | 16,914 | 0 | 432,536 | 5,380 | 454,830 | 0 | 15,004 | 0 | 432,536 | 5,380 | 452,920 |
| **2020** | **0** | **11,604** | **(352)** | **550,574** | **5,380** | **567,206** | **0** | **9,694** | **(352)** | **550,118** | **5,380** | **564,840** |
| 2021 | 0 | 14,823 | (352) | 550,619 | 5,380 | 570,470 | 0 | 12,913 | (352) | 550,118 | 5,380 | 568,059 |
| 2022 | 0 | 14,823 | (49) | 550,667 | 5,380 | 570,821 | 0 | 12,913 | (49) | 550,118 | 5,380 | 568,362 |
| 2023 | 0 | 14,815 | (333) | 550,724 | 5,380 | 570,586 | 0 | 12,905 | (333) | 550,118 | 5,380 | 568,070 |
| 2024 | 0 | 14,752 | (10,020) | 550,724 | 5,380 | 560,836 | 0 | 12,842 | (10,020) | 550,118 | 5,380 | 558,320 |
| 2025 | 0 | 14,731 | (894) | 550,724 | 5,380 | 569,941 | 0 | 12,821 | (894) | 550,118 | 5,380 | 567,425 |
| 2026 | 0 | 14,778 | 11,278 | 550,724 | 5,380 | 582,160 | 0 | 12,868 | 11,278 | 550,118 | 5,380 | 579,644 |
| 2027 | 0 | 14,760 | (11,638) | 550,724 | 5,380 | 559,226 | 0 | 12,850 | (11,638) | 550,118 | 5,380 | 556,710 |
| 2028 | 0 | 14,800 | 8,285 | 550,724 | 5,380 | 579,189 | 0 | 12,890 | 8,285 | 550,118 | 5,380 | 576,673 |
| 2029 | 0 | 14,733 | (8,133) | 550,724 | 5,380 | 562,704 | 0 | 12,823 | (8,133) | 550,118 | 5,380 | 560,188 |
| 2030 | 0 | 14,822 | 12,228 | 550,724 | 5,380 | 583,154 | 0 | 12,912 | 12,228 | 550,118 | 5,380 | 580,638 |
| 2031 | 0 | 14,668 | (66,669) | 550,724 | 5,380 | 504,103 | 0 | 12,758 | (66,669) | 550,118 | 5,380 | 501,587 |
| 2032 | 0 | 14,361 | 41,046 | 550,724 | 5,380 | 611,511 | 0 | 12,451 | 41,046 | 550,118 | 5,380 | 608,995 |
| 2033 | 0 | 14,577 | (56,723) | 550,724 | 5,380 | 513,958 | 0 | 12,667 | (56,723) | 550,118 | 5,380 | 511,442 |
| 2034 | 0 | 14,154 | 41,005 | 550,724 | 5,380 | 611,263 | 0 | 12,244 | 41,005 | 550,118 | 5,380 | 608,747 |
| 2035 | 0 | 13,371 | (193,440) | 550,724 | 5,380 | 376,035 | 0 | 11,461 | (193,440) | 550,118 | 5,380 | 373,519 |

## TABLE B-6 Annual Water Quantities Conveyed through Each Pumping and Power Recovery Plant of Project Transportation Facilities (acre-feet)



| | CALIFORNIA AQUEDUCT (continued) | | | | | | | | | | | | | |
|---|---|---|---|---|---|---|---|---|---|---|---|---|---|---|
| | WEST BRANCH (continued) | | | | | | COASTAL BRANCH | | | | | | | |
| | Castaic Powerplant | | | | | | Las Perillas and Badger Hill Pumping Plants | | | | Devil's Den, Bluestone, and Polonio Pass Pumping Plants | | | |
| | | | | Deliveries | | | | | | | | | | |
| Calendar Year | Initial Fill Water | Operational Losses | Reservoir Storage Changes | Water Supply | Recreation | Total | Initial Fill Water | Operational Losses | Water Supply Delivery | Total | Initial Fill Water | Operational Losses | Water Supply Delivery | Total |
| | [109] | [110] | [111] | [112] | [113] | [114] | [115] | [116] | [117] | [118] | [119] | [120] | [121] | [122] |
| 1961 | 0 | 0 | 0 | 0 | 0 | 0 | 0 | 0 | 0 | 0 | 0 | 0 | 0 | 0 |
| 1962 | 0 | 0 | 0 | 0 | 0 | 0 | 0 | 0 | 0 | 0 | 0 | 0 | 0 | 0 |
| 1963 | 0 | 0 | 0 | 0 | 0 | 0 | 0 | 0 | 0 | 0 | 0 | 0 | 0 | 0 |
| 1964 | 0 | 0 | 0 | 0 | 0 | 0 | 0 | 0 | 0 | 0 | 0 | 0 | 0 | 0 |
| 1965 | 0 | 0 | 0 | 0 | 0 | 0 | 0 | 0 | 0 | 0 | 0 | 0 | 0 | 0 |
| 1966 | 0 | 0 | 0 | 0 | 0 | 0 | 0 | 0 | 0 | 0 | 0 | 0 | 0 | 0 |
| 1967 | 0 | 0 | 0 | 0 | 0 | 0 | 0 | 0 | 0 | 0 | 0 | 0 | 0 | 0 |
| 1968 | 0 | 0 | 0 | 0 | 0 | 0 | 210 | 873 | 79,039 | 80,122 | 0 | 0 | 0 | 0 |
| 1969 | 0 | 0 | 0 | 0 | 0 | 0 | 0 | 1,042 | 62,064 | 63,106 | 0 | 0 | 0 | 0 |
| 1970 | 0 | 0 | 0 | 0 | 0 | 0 | 0 | 638 | 83,649 | 84,287 | 0 | 0 | 0 | 0 |
| 1971 | 0 | 0 | 0 | 0 | 0 | 0 | 0 | 3,455 | 110,971 | 114,426 | 0 | 0 | 0 | 0 |
| 1972 | 57,364 | 1,788 | (6,162) | 71,938 | 6,481 | 131,409 | 0 | 1,745 | 121,755 | 123,500 | 0 | 0 | 0 | 0 |
| 1973 | 37,198 | 6,430 | 4,542 | 155,297 | 1,075 | 204,542 | 0 | 5,479 | 78,645 | 84,124 | 0 | 0 | 0 | 0 |
| 1974 | 82,364 | 1,772 | (950) | 209,136 | 541 | 292,863 | 0 | 7,344 | 78,174 | 85,518 | 0 | 0 | 0 | 0 |
| 1975 | 90,460 | 5,002 | (1,534) | 374,280 | 1,563 | 469,771 | 0 | 5,819 | 85,216 | 91,035 | 0 | 0 | 0 | 0 |
| 1976 | 55,990 | (7,695) | (132,036) | 420,684 | 1,429 | 338,372 | 0 | 6,562 | 90,058 | 96,620 | 0 | 0 | 0 | 0 |
| 1977 | 0 | (1,485) | (102,532) | 122,447 | (20) | 18,410 | 0 | 5,777 | 40,579 | 46,356 | 0 | 0 | 0 | 0 |
| 1978 | 45,105 | (2,264) | 129,523 | 171,139 | 176 | 343,679 | 0 | 9,085 | 92,604 | 101,689 | 0 | 0 | 0 | 0 |
| 1979 | 0 | (2,339) | (20,400) | 145,598 | 0 | 122,859 | 0 | 10,896 | 123,155 | 134,051 | 0 | 0 | 0 | 0 |
| 1980 | 0 | 991 | (118,026) | 165,931 | 481 | 49,377 | 0 | 9,449 | 111,379 | 120,828 | 0 | 0 | 0 | 0 |
| 1981 | 0 | (44,416) | 47,244 | 283,264 | 2,704 | 288,796 | 0 | 13,232 | 109,754 | 122,986 | 0 | 0 | 0 | 0 |
| 1982 | 0 | (60,135) | 59,069 | 360,878 | 1,187 | 360,999 | 0 | 7,984 | 95,776 | 103,760 | 0 | 0 | 0 | 0 |
| 1983 | 0 | (33,418) | (46,904) | 166,995 | 2,618 | 89,291 | 0 | 5,710 | 100,518 | 106,228 | 0 | 0 | 0 | 0 |
| 1984 | 0 | (29,618) | (139,545) | 275,212 | 2,201 | 108,250 | 0 | 5,740 | 126,387 | 132,127 | 0 | 0 | 0 | 0 |
| 1985 | 0 | (4,622) | 135,007 | 403,097 | 844 | 534,326 | 0 | 7,563 | 120,823 | 128,386 | 0 | 0 | 0 | 0 |
| 1986 | 0 | (6,664) | 21,520 | 393,203 | 623 | 408,682 | 0 | 8,719 | 131,599 | 140,318 | 0 | 0 | 0 | 0 |
| 1987 | 0 | (519) | (6,241) | 433,452 | 2,734 | 429,426 | 0 | 11,363 | 128,080 | 139,443 | 0 | 0 | 0 | 0 |
| 1988 | 0 | 12,650 | (28,498) | 507,169 | 1,359 | 492,680 | 0 | 12,831 | 120,969 | 133,800 | 0 | 0 | 0 | 0 |
| 1989 | 0 | 634 | (40,154) | 611,681 | 3,161 | 575,322 | 0 | 11,454 | 116,801 | 128,255 | 0 | 0 | 0 | 0 |
| 1990 | 0 | (14,012) | (15,101) | 786,519 | 3,419 | 760,825 | 0 | 13,022 | 109,802 | 122,824 | 0 | 0 | 0 | 0 |
| 1991 | 0 | (871) | 89,637 | 262,921 | 2,283 | 353,970 | 0 | 5,802 | 1,496 | 7,298 | 0 | 0 | 0 | 0 |
| 1992 | 0 | (609) | (71,795) | 435,661 | 1,543 | 364,800 | 0 | 7,893 | 79,635 | 87,528 | 0 | 0 | 0 | 0 |
| 1993 | 0 | 21,959 | (77,428) | 451,257 | 1,211 | 396,999 | 0 | 9,282 | 94,921 | 104,203 | 0 | 0 | 0 | 0 |
| 1994 | 0 | 5,205 | (95,738) | 490,819 | 2,465 | 402,751 | 0 | 8,515 | 87,158 | 95,673 | 0 | 0 | 0 | 0 |
| 1995 | 0 | 20,400 | 75,863 | 157,629 | 1,223 | 255,115 | 0 | 6,986 | 94,536 | 101,522 | 0 | 0 | 0 | 0 |
| 1996 | 0 | (5,621) | 19,088 | 286,066 | 2,362 | 301,895 | 0 | 9,663 | 114,630 | 124,293 | 0 | 0 | 0 | 0 |
| 1997 | 0 | 11,119 | (1,802) | 323,201 | 1,566 | 334,084 | 527 | 8,343 | 110,428 | 119,298 | 527 | 0 | 8,538 | 9,065 |
| 1998 | 0 | 24,544 | (57,726) | 208,909 | 1,222 | 176,949 | 0 | 8,415 | 109,400 | 117,815 | 0 | 0 | 22,210 | 22,210 |
| 1999 | 0 | (3,670) | 6,280 | 357,664 | 2,865 | 363,139 | 0 | 2,453 | 120,061 | 122,514 | 0 | 303 | 23,880 | 24,183 |
| 2000 | 0 | (19,645) | 9,320 | 665,926 | 1,556 | 657,157 | 0 | (429) | 120,313 | 119,884 | 0 | 0 | 26,703 | 26,703 |
| 2001 | 0 | (5,949) | (16,588) | 477,315 | 746 | 455,524 | 0 | (742) | 87,915 | 87,173 | 0 | 0 | 23,229 | 23,229 |
| 2002 | 0 | 10,071 | 35,623 | 776,136 | 305 | 822,135 | 0 | 638 | 99,783 | 100,421 | 0 | (151) | 31,991 | 31,840 |
| 2003 | 0 | 9,075 | (17,034) | 725,781 | 356 | 718,178 | 0 | 161 | 101,113 | 101,274 | 0 | 284 | 31,421 | 31,705 |
| 2004 | 0 | 9,120 | (11,440) | 845,960 | 456 | 844,096 | 0 | 492 | 104,144 | 104,636 | 0 | 480 | 33,870 | 34,350 |
| 2005 | 0 | 21,155 | (61,490) | 577,251 | 472 | 537,388 | 0 | 1,484 | 103,178 | 104,662 | 0 | 573 | 27,595 | 28,168 |
| 2006 | 0 | 4,173 | (121,607) | 616,546 | 396 | 499,508 | 0 | 1,994 | 115,433 | 117,427 | 0 | 2,034 | 27,484 | 29,518 |
| 2007 | 0 | (1,664) | 117,880 | 758,860 | 196 | 875,272 | 0 | 3,355 | 131,590 | 134,945 | 0 | 293 | 31,516 | 31,809 |
| 2008 | 0 | 498 | (14,279) | 529,852 | 211 | 516,282 | 0 | 3,696 | 107,239 | 110,935 | 0 | (30) | 21,795 | 21,765 |
| 2009 | 0 | (2,825) | 9,194 | 628,819 | 164 | 635,352 | 0 | 2,242 | 102,509 | 104,751 | 0 | (3,078) | 19,253 | 16,175 |
| 2010 | 0 | (4,135) | 40,284 | 409,090 | 207 | 445,446 | 0 | 4,265 | 106,590 | 110,855 | 0 | 272 | 21,532 | 21,804 |
| 2011 | 0 | (9,084) | (22,531) | 408,846 | 221 | 377,452 | 0 | 3,994 | 113,647 | 117,641 | 0 | 533 | 24,869 | 25,402 |
| 2012 | 0 | 10,210 | 16,335 | 590,600 | 375 | 617,520 | 0 | 7,411 | 109,383 | 116,794 | 0 | 589 | 23,418 | 24,007 |
| 2013 | 0 | 13,114 | (3,811) | 610,623 | 196 | 620,122 | 0 | 7,637 | 110,714 | 118,351 | 0 | 295 | 21,699 | 21,994 |
| 2014 | 0 | 4,742 | (11,327) | 305,533 | 47 | 298,995 | 0 | 6,636 | 94,369 | 101,005 | 0 | 4,018 | 19,963 | 23,981 |
| 2015 | 0 | 4,268 | (25,001) | 465,451 | 63 | 444,781 | 0 | 5,458 | 94,227 | 99,685 | 0 | 378 | 15,111 | 15,489 |
| 2016 | 0 | 5,995 | (68,486) | 542,581 | 795 | 480,885 | 0 | 6,851 | 119,233 | 126,084 | 0 | 827 | 31,381 | 32,208 |
| 2017 | 0 | 17,918 | 75,020 | 413,886 | 34 | 506,858 | 0 | 7,192 | 132,194 | 139,386 | 0 | 7,332 | 32,585 | 39,917 |
| 2018 | 0 | 11,319 | (745) | 369,891 | 19 | 380,484 | 0 | 6,521 | 118,880 | 125,401 | 0 | 952 | 29,875 | 30,827 |
| 2019 | 0 | 9,626 | 0 | 415,325 | 2,330 | 427,281 | 0 | 663 | 121,230 | 121,893 | 0 | 73 | 23,993 | 24,066 |
| **2020** | **0** | **6,151** | **(352)** | **548,228** | **2,330** | **556,357** | **0** | **663** | **94,981** | **95,644** | **0** | **73** | **39,988** | **40,061** |
| 2021 | 0 | 6,628 | (352) | 548,228 | 2,330 | 556,834 | 0 | 663 | 94,995 | 95,658 | 0 | 73 | 40,002 | 40,075 |
| 2022 | 0 | 6,628 | (49) | 548,228 | 2,330 | 557,137 | 0 | 663 | 95,095 | 95,758 | 0 | 73 | 40,102 | 40,175 |
| 2023 | 0 | 6,620 | (333) | 548,228 | 2,330 | 556,845 | 0 | 663 | 95,143 | 95,806 | 0 | 73 | 40,150 | 40,223 |
| 2024 | 0 | 6,557 | (10,020) | 548,228 | 2,330 | 547,095 | 0 | 663 | 95,143 | 95,806 | 0 | 73 | 40,150 | 40,223 |
| 2025 | 0 | 6,536 | (894) | 548,228 | 2,330 | 556,200 | 0 | 663 | 95,143 | 95,806 | 0 | 73 | 40,150 | 40,223 |
| 2026 | 0 | 6,583 | 11,278 | 548,228 | 2,330 | 568,419 | 0 | 663 | 95,143 | 95,806 | 0 | 73 | 40,150 | 40,223 |
| 2027 | 0 | 6,565 | (11,638) | 548,228 | 2,330 | 545,485 | 0 | 663 | 95,143 | 95,806 | 0 | 73 | 40,150 | 40,223 |
| 2028 | 0 | 6,605 | 8,285 | 548,228 | 2,330 | 565,448 | 0 | 663 | 95,143 | 95,806 | 0 | 73 | 40,150 | 40,223 |
| 2029 | 0 | 6,538 | (8,133) | 548,228 | 2,330 | 548,963 | 0 | 663 | 95,143 | 95,806 | 0 | 73 | 40,150 | 40,223 |
| 2030 | 0 | 6,627 | 12,228 | 548,228 | 2,330 | 569,413 | 0 | 663 | 95,143 | 95,806 | 0 | 73 | 40,150 | 40,223 |
| 2031 | 0 | 6,473 | (66,669) | 548,228 | 2,330 | 490,362 | 0 | 663 | 95,143 | 95,806 | 0 | 73 | 40,150 | 40,223 |
| 2032 | 0 | 6,166 | 41,046 | 548,228 | 2,330 | 597,770 | 0 | 663 | 95,143 | 95,806 | 0 | 73 | 40,150 | 40,223 |
| 2033 | 0 | 6,382 | (56,723) | 548,228 | 2,330 | 500,217 | 0 | 663 | 95,143 | 95,806 | 0 | 73 | 40,150 | 40,223 |
| 2034 | 0 | 5,959 | 41,005 | 548,228 | 2,330 | 597,522 | 0 | 663 | 95,143 | 95,806 | 0 | 73 | 40,150 | 40,223 |
| 2035 | 0 | 5,176 | (193,440) | 548,228 | 2,330 | 362,294 | 0 | 663 | 95,143 | 95,806 | 0 | 73 | 40,150 | 40,223 |

**TABLE B-7 Reconciliation of Capital Costs Allocated to Water Supply and Power Generation (in thousands of dollars)**

| Item | Project Costs Allocated to Water Supply and Power Generation | | | | | | | Capital Costs Allocated to Other Purposes | Total State Water Project Capital Cost |
|---|---|---|---|---|---|---|---|---|---|
| | Miscellaneous Income Credited to Construction[a] | Allowance for Future Price Escalation[b] | Costs of Construction of Delivery Structures[c] | Costs of Requested Excess Capacity and Future Enlargement[d] | Capital Cost Component of Delta Water Charge[e] | Capital Cost Component of Transportation Water Charge[f] | Water Supply and Power Total | | |
| | [1] | [2] | [3] | [4] | [5] | [6] | [7] | [8] | [9] |
| **CONSERVATION FACILITIES** | | | | | | | | | |
| Upper Feather Division | | | | | | | | | |
| Frenchman Dam and Lake | | | | | | | | | |
| Grizzly Valley Dam and Lake Davis | | | | | | | | | |
| Antelope Dam and Lake | | | | | | | | | |
| Abbey Bridge Dam and Reservoir | | | | | | | | | |
| Dixie Refuge Dam and Reservoir | | | | | | | | | |
| ***Total, Upper Feather Division*** | | | | | | | | | |
| Oroville Division | | | | | | | | | |
| Multipurpose Facilities | | | | | | | | | |
| Specific Power Facilities | | | | | | | | | |
| ***Total, Oroville Division*** | | | | | | | | | |
| California Aqueduct | | | | | | | | | |
| North San Joaquin Division | | | | | | | | | |
| San Luis Division | | | | | | | | | |
| ***Total, California Aqueduct*** | | | | | | | | | |
| Delta Facilities | | | | | | | | | |
| Planning and Preoperation | | | | | | | | | |
| **TOTAL, CONSERVATION FACILIITES** | | | | | | | | | |
| **TRANSPORTATION FACILITIES** | | | | | | | | | |
| Upper Feather Division | | | | | | | | | |
| Grizzly Valley Pipeline | | | | | | | | | |
| North Bay Aqueduct | | | | | | | | | |
| South Bay Aqueduct | | | | | | | | | |
| California Aqueduct | | | | | | | | | |
| North San Joaquin Division | | | | | | | | | |
| San Luis Division | | | | | | | | | |
| South San Joaquin Division | | | | | | | | | |
| Tehachapi Division | | | | | | | | | |
| Mojave Division | | | | | | | | | |
| Santa Ana Division | | | | | | | | | |
| West Branch | | | | | | | | | |
| Coastal Branch | | | | | | | | | |
| ***Total, California Aqueduct*** | | | | | | | | | |
| **TOTAL, TRANSPORTATION FACILITIES** | | | | | | | | | |
| East Branch Enlargement | | | | | | | | | |
| East Branch Extension | | | | | | | | | |
| Coastal Power Allocation | | | | | | | | | |
| San Joaquin Drainage Facilities | | | | | | | | | |
| Off-Aqueduct Power Generation Facilities | | | | | | | | | |
| Small Hydro Power Generation Facilities | | | | | | | | | |
| Land Purchase—Kern Water Bank | | | | | | | | | |
| Unassigned and Davis-Grunsky | | | | | | | | | |
| Davis-Grunsky | | | | | | | | | |
| Subtotal | | | | | | | | | |
| **TOTAL THROUGH 2035** | | | | | | | | | |

Data Not Available

[a] Miscellaneous project receipts that are applied for accounting purposes to reduce the capital costs of the particular facilities.
[b] These allowances are included for planning the future financial program, but not for determining current water charges.
[c] See Table B-8.
[d] See Table B-9.
[e] See Table B-13.
[f] See Table B-10.

**TABLE B-8 SWP Capital Costs of Requested Delivery Structures (in dollars)**

| Project Service Area and State Water Project Water Contractors | Calendar Year Capital Costs[a] | | | | | | |
|---|---|---|---|---|---|---|---|
| | 1952-2016 | 2017 | 2018 | 2019 | 2020 | 2021 | Total |
| | [1] | [2] | [3] | [4] | [5] | [6] | [7] |
| FEATHER RIVER AREA | | | | | | | |
| County of Butte | 261,979 | 0 | 0 | 0 | 0 | 0 | 261,979 |
| Plumas County Flood Control and Water Conservation District | 8,723 | 0 | 0 | 5,000 | 0 | 0 | 13,723 |
| Thermalito Irrigation District[b] | 43,939 | 0 | 0 | 0 | 0 | 0 | 43,939 |
| *Subtotal* | *314,641* | *0* | *0* | *5,000* | *0* | *0* | *319,641* |
| NORTH BAY AREA | | | | | | | |
| Napa County Flood Control and Water Conservation District | 13,590 | 0 | 0 | 0 | 0 | 0 | 13,590 |
| Solano County Water Agency | 662,113 | 0 | 0 | 0 | 0 | 0 | 662,113 |
| *Subtotal* | *675,703* | *0* | *0* | *0* | *0* | *0* | *675,703* |
| SOUTH BAY AREA | | | | | | | |
| Alameda County Flood Control and Water Conservation District, Zone 7 | 1,911,350 | 0 | 0 | 0 | 0 | 0 | 1,911,350 |
| Alameda County Water District | 630,576 | 0 | 0 | 0 | 0 | 0 | 630,576 |
| Santa Clara Valley Water District | 33,531 | 0 | 0 | 0 | 0 | 0 | 33,531 |
| San Francisco Water Department[b] | 1,066,680 | 0 | 0 | 0 | 0 | 0 | 1,066,680 |
| *Subtotal* | *3,642,137* | *0* | *0* | *0* | *0* | *0* | *3,642,137* |
| CENTRAL COASTAL AREA | | | | | | | |
| San Luis Obispo County Flood Control and Water Conservation District | 54,741 | 3,267 | 0 | 0 | 0 | 0 | 58,008 |
| Santa Barbara County Flood Control and Water Conservation District | 67,058 | 0 | 0 | 0 | 0 | 0 | 67,058 |
| *Subtotal* | *121,799* | *3,267* | *0* | *0* | *0* | *0* | *125,066* |
| SAN JOAQUIN VALLEY AREA | | | | | | | |
| County of Kings | 36,014 | 19,267 | 70,736 | 40,000 | 0 | 0 | 166,017 |
| Dudley Ridge Water District | 336,899 | 8,271 | 0 | 0 | 0 | 0 | 345,170 |
| Empire West Side Irrigation District | 6,358 | 0 | 0 | 0 | 0 | 0 | 6,358 |
| Green Valley Water District[b] | 5,292 | 0 | 0 | 0 | 0 | 0 | 5,292 |
| Kern County Water Agency | 4,029,503 | 0 | 0 | 35,000 | 0 | 0 | 4,064,503 |
| Oak Flat Water District | 97,643 | 0 | 0 | 0 | 0 | 0 | 97,643 |
| Santa Clarita Valley Water Agency[c] | 82,567 | 0 | 0 | 0 | 0 | 0 | 82,567 |
| Tracy Golf and Country Club[b] | 6,932 | 0 | 0 | 0 | 0 | 0 | 6,932 |
| Tulare Lake Basin Water Storage District | 277,483 | 0 | 0 | 0 | 0 | 0 | 277,483 |
| Veterans Administration Cemetery[b] | 3,342 | 0 | 0 | 0 | 0 | 0 | 3,342 |
| Del Puerto Water District[b] | 0 | 0 | 10,885 | 20,000 | 0 | 0 | 30,885 |
| *Subtotal* | *4,882,033* | *27,538* | *81,621* | *95,000* | *0* | *0* | *5,086,192* |
| SOUTHERN CALIFORNIA AREA | | | | | | | |
| Antelope Valley-East Kern Water Agency | 1,586,293 | 28,490 | 99,319 | 300,000 | 0 | 0 | 2,014,102 |
| Coachella Valley Water District | 14,206 | 0 | 0 | 0 | 0 | 0 | 14,206 |
| Crestline-Lake Arrowhead Water Agency | 25,298 | 0 | 0 | 0 | 0 | 0 | 25,298 |
| Desert Water Agency | 23,438 | 0 | 0 | 0 | 0 | 0 | 23,438 |
| Littlerock Creek Irrigation District | 23,732 | 0 | 0 | 35,000 | 0 | 0 | 58,732 |
| Mojave Water Agency | 309,054 | 0 | 0 | 0 | 0 | 0 | 309,054 |
| Palmdale Water District | 34,173 | 0 | 0 | 0 | 0 | 0 | 34,173 |
| San Bernardino Valley Municipal Water District | 960,685 | 0 | 0 | 0 | 0 | 0 | 960,685 |
| San Gabriel Valley Municipal Water District | 131,052 | 0 | 0 | 10,000 | 0 | 0 | 141,052 |
| San Gorgonio Pass Water Agency | 139,123 | 0 | 35,496 | 60,000 | 0 | 0 | 234,619 |
| Santa Clarita Valley Water Agency[c] | 375,593 | 0 | 0 | 0 | 0 | 0 | 375,593 |
| The Metropolitan Water District of Southern California | 4,817,610 | 0 | 0 | 10,000 | 0 | 0 | 4,827,610 |
| Ventura County Watershed Protection District | 79,699 | 0 | 0 | 0 | 0 | 0 | 79,699 |
| *Subtotal* | *8,519,956* | *28,490* | *134,815* | *415,000* | *0* | *0* | *9,098,261* |
| **TOTAL** | **18,156,269** | **59,295** | **216,436** | **515,000** | **0** | **0** | **18,947,000** |

[a] Approximate only, not to be construed as invoice amounts.
[b] Not an SWP water contractor.
[c] Castaic Lake Water Agency's SWP Water Supply Contract was transferred to Santa Clarita Valley Water Agency effective November 2, 2018.

## Table B-9 Capital Costs of Requested Excess Peaking Capacity (in dollars unless otherwise indicated)

Sheet 1 of 2

| Calendar Year | Total Advance Payments and Credits for Excess Capacity | Total Incremental Costs for Excess Capacity | Overpayment (+) or Underpayment (-)[a] | Annual Surplus Money Investment Fund Interest Rate[b] January–June | Annual Surplus Money Investment Fund Interest Rate[b] July–December | Net Over- or Underpayment With Interest[c] |
|---|---|---|---|---|---|---|
| | [1] | [2] | [3] | [4] | [5] | [6] |
| | | | **THE METROPOLITAN WATER DISTRICT OF SOUTHERN CALIFORNIA** | | | |
| 1965 | 0 | 158,000 | (158,000) | 3.968% | 4.184% | (163,412) |
| 1966 | 8,056,000 | 435,800 | 7,620,200 | 4.540% | 5.057% | 7,701,103 |
| 1967 | 9,094,963 | 1,878,270 | 7,216,693 | 4.815% | 4.744% | 15,524,533 |
| 1968 | 1,523,252 | 2,887,351 | (1,364,099) | 5.330% | 5.540% | 14,959,187 |
| 1969 | 8,310,651 | 3,059,310 | 5,251,341 | 5.946% | 6.389% | 21,369,973 |
| 1970 | 3,426,736 | 2,397,102 | 1,029,634 | 7.071% | 7.125% | 23,986,083 |
| 1971 | 1,086,045 | 1,146,648 | (60,603) | 5.154% | 5.580% | 25,238,017 |
| 1972 | (4,244,807) | 487,394 | (4,732,201) | 4.477% | 4.977% | 21,532,965 |
| 1973 | (15,913,829) | 25,041 | (15,938,870) | 6.023% | 8.717% | 6,014,116 |
| 1974 | 0 | 37,775 | (37,775) | 9.222% | 10.351% | 6,576,393 |
| 1975 | 0 | 2,085 | (2,085) | 7.089% | 6.791% | 7,038,515 |
| 1976 | 0 | 0 | 0 | 6.048% | 6.021% | 7,469,662 |
| 1977 | 0 | 0 | 0 | 5.788% | 6.182% | 7,923,403 |
| 1978 | 0 | 0 | 0 | 7.171% | 8.096% | 8,539,736 |
| 1979 | 0 | 0 | 0 | 8.979% | 9.671% | 9,354,605 |
| 1980 | 0 | 0 | 0 | 11.500% | 11.500% | 10,461,314 |
| **Total** | **11,339,011** | **12,514,776** | **(1,175,765)** | **—** | **—** | **10,461,314** |
| | | | **SAN GABRIEL VALLEY MUNICIPAL WATER DISTRICT** | | | |
| 1967 | 0 | 25,730 | (25,730) | 4.815% | 4.744% | (26,611) |
| 1968 | 184,422 | 44,053 | 140,369 | 5.330% | 5.540% | 117,587 |
| 1969 | 49,052 | 38,075 | 10,977 | 5.946% | 6.389% | 136,751 |
| 1970 | 44,911 | 17,959 | 26,952 | 7.071% | 7.125% | 175,186 |
| 1971 | 61,588 | 5,900 | 55,688 | 5.154% | 5.580% | 242,927 |
| 1972 | (20,263) | 6,835 | (27,098) | 4.477% | 4.977% | 226,230 |
| 1973 | (180,465) | 0 | (180,465) | 6.023% | 8.717% | 49,198 |
| 1974 | 0 | 0 | 0 | 9.222% | 10.351% | 54,130 |
| 1975 | 0 | 0 | 0 | 7.089% | 6.791% | 57,952 |
| 1976 | 0 | 0 | 0 | 6.048% | 6.021% | 61,501 |
| 1977 | 0 | 0 | 0 | 5.788% | 6.182% | 65,237 |
| 1978 | 0 | 0 | 0 | 7.171% | 8.096% | 70,312 |
| 1979 | 0 | 0 | 0 | 8.979% | 9.671% | 77,021 |
| 1980 | 0 | 0 | 0 | 11.500% | 11.500% | 86,133 |
| **Total** | **139,245** | **138,552** | **693** | **—** | **—** | **86,133** |
| | | | **ANTELOPE VALLEY-EAST KERN WATER AGENCY** | | | |
| 1968 | 85,495 | 1,645 | 83,850 | 5.330% | 5.540% | 86,962 |
| 1969 | 52,625 | 6,326 | 46,299 | 5.946% | 6.389% | 140,964 |
| 1970 | 101,648 | 15,076 | 86,572 | 7.071% | 7.125% | 243,222 |
| 1971 | 34,062 | 11,748 | 22,314 | 5.154% | 5.580% | 279,673 |
| 1972 | (12,794) | 2,018 | (14,812) | 4.477% | 4.977% | 277,552 |
| 1973 | (205,354) | 308 | (205,662) | 6.023% | 8.717% | 77,288 |
| 1974 | 0 | 96 | (96) | 9.222% | 10.351% | 84,933 |
| 1975 | 0 | 0 | 0 | 7.089% | 6.791% | 90,929 |
| 1976 | 0 | 190 | (190) | 6.048% | 6.021% | 96,300 |
| 1977 | 0 | 0 | 0 | 5.788% | 6.182% | 102,150 |
| 1978 | 0 | 0 | 0 | 7.171% | 8.096% | 110,096 |
| 1979 | 0 | 0 | 0 | 8.979% | 9.671% | 120,601 |
| 1980 | 0 | 0 | 0 | 11.500% | 11.500% | 134,869 |
| **Total** | **55,682** | **37,407** | **18,275** | **—** | **—** | **134,869** |

[a] Overpayment or underpayment for each calendar year—column [1] minus column [2].

[b] Interest rates shown are annual rates. Interest is credited daily at applicable rates on funds deposited in the State's Surplus Money Investment Fund.

[c] Amounts shown are end-of-year balances. Interest on overpayments is credited at applicable Surplus Money Investment Fund interest rates shown in columns [4] and [5]. Interest on underpayments is charged at the 1980 Project Interest Rate of 4.584 percent.

## Table B-9 Capital Costs of Requested Excess Peaking Capacity (in dollars)

Sheet 2 of 2

| Reach Number | ANNUAL REQUIRED ADVANCE OF FUNDS — Incremental Costs and Advance Payments by Calendar Year | | | | | | | | | | | | | Reach Total |
|---|---|---|---|---|---|---|---|---|---|---|---|---|---|---|
| | 1965 | 1966 | 1967 | 1968 | 1969 | 1970 | 1971 | 1972 | 1973 | 1974 | 1975 | 1976 | 1981 | |
| | [7] | [8] | [9] | [10] | [11] | [12] | [13] | [14] | [15] | [16] | [17] | [18] | [19] | [20] |
| | **THE METROPOLITAN WATER DISTRICT OF SOUTHERN CALIFORNIA** | | | | | | | | | | | | | |
| | *Incremental Costs* | | | | | | | | | | | | | |
| 8C | | 1,000 | 1,000 | | | | | | | | | | | 2,000 |
| 8D | | 43,500 | 43,500 | | | | | | | | | | | 87,000 |
| 9 | | 27,000 | 27,000 | 13,500 | | | | | | | | | | 67,500 |
| 10A | | 29,700 | 29,700 | 14,800 | | | | | | | | | | 74,200 |
| 11B | 10,100 | 18,300 | 18,300 | 9,200 | | | | | | | | | | 55,900 |
| 12D | 1,800 | | 19,300 | 25,800 | 12,900 | | | | | | | | | 59,800 |
| 12E | 1,800 | | 12,400 | 18,800 | 10,800 | | | | | | | | | 43,800 |
| 13B | | | 12,600 | 37,800 | 31,600 | | | | | | | | | 82,000 |
| 14A | 2,500 | 500 | 11,100 | 80,216 | 107,504 | 124,069 | 37,519 | 6,413 | 381 | 87 | | | | 370,289 |
| 14B | 1,200 | 1,800 | | 19,100 | 19,100 | 12,800 | | | | | | | | 54,000 |
| 14C | 1,800 | 900 | | 13,500 | 13,500 | 9,000 | | | | | | | | 38,700 |
| 15A | 700 | | 14,000 | 66,947 | 133,357 | 128,099 | 54,821 | 5,327 | 946 | 2,076 | | | | 406,273 |
| 16A | 700 | | 18,900 | 137,894 | 182,000 | 211,608 | 133,927 | 26,203 | 5,767 | 6,156 | | | | 723,155 |
| 17E | | 51,500 | 444,600 | 537,247 | 860,024 | 998,985 | 699,281 | 193,286 | 17,947 | 29,456 | 2,085 | | | 3,834,411 |
| 17F | 109,100 | 261,600 | 261,600 | 261,600 | 261,600 | 239,500 | | | | | | | | 1,395,000 |
| 25 | | | 964,270 | 1,650,947 | 1,426,925 | 673,041 | 221,100 | 256,165 | | | | | | 5,192,448 |
| 28J | | 304,612 | 13,706 | 296,668 | 65,966 | 230,169 | 1,209,586 | 2,017,134 | 235,900 | 4,900 | | | | 4,378,641 |
| Total | 129,700 | 740,412 | 1,891,976 | 3,184,019 | 3,125,276 | 2,627,271 | 2,356,234 | 2,504,528 | 260,941 | 42,675 | 2,085 | | | 16,865,117 |
| | *Adjustments* | | | | | | | | | | | | | |
| 8C through 25 | 1. Advance Payments Applied to Incremental Costs Amendment 2[d] | | | | | | | | | | | | | |
| | 0 | 8,056,000 | 9,094,963 | 1,523,252 | 8,310,651 | 3,426,736 | 1,086,045 | (4,244,807) | (14,381,396) | | | | (356,668) | 12,514,776 |
| | 2. Interest Credits-Amendment 2[e] | | | | | | | | | | | | | |
| | | | | | | | | | (1,532,433) | | | | (10,104,646) | (11,637,079) |
| 28J | | | | | | | | | | | | | | |
| | 3. Advance Payments Applied to Incremental Costs Amendment 5[f] | | | | | | | | | | | | | |
| | 0 | 1,240,000 | 1,483,180 | 2,469,325 | (927,035) | 1,729,160 | 3,215,258 | 2,967,475 | 1,690,000 | (9,488,722) | | | | 4,378,641 |
| | 4. Interest Credits-Amendment 5[g] | | | | | | | | | | | | | |
| | | | | | | | | | | (2,721,803) | | | | (2,721,803) |
| | 5. Net Required Advance of Funds | | | | | | | | | | | | [h] | |
| | 0 | 9,296,000 | 10,578,143 | 3,992,577 | 7,383,616 | 5,155,896 | 4,301,303 | (1,277,332) | (14,233,829) | (12,210,525) | | | (10,461,314) | 2,524,535 |
| | **SAN GABRIEL VALLEY MUNICIPAL WATER DISTRICT** | | | | | | | | | | | | | |
| | *Incremental Costs* | | | | | | | | | | | | | |
| 25 | | | 25,730 | 44,053 | 38,075 | 17,959 | 5,900 | 6,835 | | | | | | 138,552 |
| | Total Unadjusted Incremental Costs for Past Payments | | | | | | | | | | | | | |
| | | | 25,730 | 44,053 | 38,075 | 17,959 | 5,900 | 6,835 | | | | | | 138,552 |
| | *Adjustments* | | | | | | | | | | | | | |
| | 1. Advance Payments Applied to Incremental Costs[d] | | | | | | | | | | | | | |
| | | | 0 | 184,422 | 49,052 | 44,911 | 61,588 | (20,263) | (174,133) | | | | (7,025) | 138,552 |
| | 2. Interest Credit | | | | | | | | | | | | | |
| | | | | | | | | | (6,332) | | | | (79,108) | (85,440) |
| | 3. Net Required Advance of Funds | | | | | | | | | | | | [h] | |
| | | | 0 | 184,422 | 49,052 | 44,911 | 61,588 | (20,263) | (180,465) | | | | (86,133) | 53,112 |
| | **ANTELOPE VALLEY-EAST KERN WATER AGENCY** | | | | | | | | | | | | | |
| | *Incremental Costs* | | | | | | | | | | | | | |
| 29A | | | | 1,645 | 6,326 | 13,376 | 10,048 | 2,018 | 308 | 96 | | 190 | | 34,007 |
| 29F | | | | | | 1,700 | 1,700 | | | | | | | 3,400 |
| | Total Unadjusted Incremental Costs for Past Payments | | | | | | | | | | | | | |
| | | | | 1,645 | 6,326 | 15,076 | 11,748 | 2,018 | 308 | 96 | | 190 | | 37,407 |
| | *Adjustments* | | | | | | | | | | | | | |
| | 1. Advance Payments Applied to Incremental Costs[d] | | | | | | | | | | | | | |
| | | | | 85,495 | 52,625 | 101,648 | 34,062 | (12,794) | (189,120) | 0 | | 0 | (34,509) | 37,407 |
| | 2. Interest Credit | | | | | | | | | | | | | |
| | | | | | | | | | (16,234) | | | | (100,360) | (116,594) |
| | 3. Net Required Advance of Funds | | | | | | | | | | | | [h] | |
| | | | | 85,495 | 52,625 | 101,648 | 34,062 | (12,794) | (205,354) | 0 | | 0 | (134,869) | (79,187) |

[d] Actual payments are shown for 1965 through 1976 with 1981 adjusted to reflect overpayments and underpayments without interest for prior years.
[e] Interest for overpayments and underpayments under provisions of Amendment 2 of the contract.
[f] Actual payments are shown for 1965 through 1973 with 1974 adjusted to reflect overpayments and underpayments without interest for prior years.
[g] Interest for overpayments and underpayments under provisions of Amendment 5 of the contract.
[h] Amounts in excess of incremental costs, under the provisions of the contract, reduce the Transportation Charge capital cost component of the agency's Statement of Charges for January 1981.

## TABLE B-10 Capital Costs of Each Aqueduct Reach to be Reimbursed through Capital Cost Component of Transportation Charge (in dollars)

Sheet 1 of 8

| Calendar Year | UPPER FEATHER DIVISION | NORTH BAY AQUEDUCT | | | | | SOUTH BAY AQUEDUCT | | | |
|---|---|---|---|---|---|---|---|---|---|---|
| | | Reach 1 | Reach 2 | Reach 3A | Reach 3B | Total | Reach 1 | Reach 2 | Reach 4 | Reach 5 |
| | [1] | [2] | [3] | [4] | [5] | [6] | [7] | [8] | [9] | [10] |
| 1952 | 0 | 0 | 0 | 0 | 0 | 0 | 97 | 34 | 30 | 57 |
| 1953 | 0 | 0 | 0 | 0 | 0 | 0 | 477 | 166 | 144 | 297 |
| 1954 | 0 | 0 | 0 | 0 | 0 | 0 | 1,466 | 508 | 437 | 959 |
| 1955 | 0 | 0 | 0 | 0 | 0 | 0 | 1,944 | 674 | 560 | 1,266 |
| 1956 | 0 | 0 | 0 | 0 | 0 | 0 | 18,789 | 6,515 | 5,090 | 12,545 |
| 1957 | 0 | 13,290 | 3,391 | 0 | 9,953 | 26,634 | 45,090 | 15,639 | 12,285 | 33,218 |
| 1958 | 2 | 19,202 | 5,011 | 0 | 25,798 | 50,011 | 195,985 | 80,961 | 7,714 | 21,930 |
| 1959 | 14 | 7,517 | 2,118 | 0 | 17,653 | 27,288 | 496,140 | 148,516 | 24,945 | 17,118 |
| 1960 | 28 | 8,797 | 4,292 | 0 | 4,838 | 17,927 | 1,130,378 | 67,351 | 71,779 | 68,028 |
| 1961 | 10 | 1,551 | 10,318 | 0 | 2,526 | 14,395 | 3,273,247 | 180,596 | 307,885 | 74,398 |
| 1962 | 32 | 217 | (1,751) | 0 | 414 | (1,120) | 1,548,884 | 203,535 | 695,446 | 35,102 |
| 1963 | 51 | 2,510 | (1,063) | 0 | 983 | 2,430 | 480,716 | 69,182 | 2,284,291 | 206,587 |
| 1964 | 7,791 | 39,879 | 12,046 | 0 | 21,934 | 73,859 | 2,549,118 | 15,903 | 181,900 | 264,410 |
| 1965 | 3,139 | 72,793 | 17,900 | 0 | 170,361 | 261,054 | 807,505 | 153,454 | 85,425 | 447,830 |
| 1966 | (48) | 59,615 | 12,972 | 0 | 438,949 | 511,536 | 898,074 | 149,529 | 142,096 | 1,690,200 |
| 1967 | 47 | 47,257 | 11,597 | 0 | 1,551,023 | 1,609,877 | 607,614 | 50,423 | 293,304 | 3,496,284 |
| 1968 | 51,573 | 70,586 | 19,560 | 0 | 831,158 | 921,304 | 965,119 | 19,543 | 89,300 | 2,931,101 |
| 1969 | 234,232 | 63,650 | 23,628 | 0 | 46,428 | 133,706 | 455,173 | 9,618 | 3,860 | 896,727 |
| 1970 | 16,227 | 59,090 | 42,733 | 0 | 9,415 | 111,238 | 52,481 | 3,380 | 10,517 | 154,358 |
| 1971 | 27,204 | 20,819 | 31,516 | 0 | 8,480 | 60,815 | 24,505 | 4,645 | 5,035 | 20,395 |
| 1972 | 9 | 15,538 | 12,952 | 0 | 10,058 | 38,548 | 26,918 | 825 | 2,945 | 26,090 |
| 1973 | 25 | 18,488 | 29,018 | 0 | 39,878 | 87,384 | 24,468 | 4,010 | 6,016 | 12,708 |
| 1974 | 45 | 67,352 | 29,978 | 0 | 134,332 | 231,662 | 17,108 | 1,192 | 1,765 | 65,587 |
| 1975 | 21 | 62,855 | 73,112 | 0 | 45,091 | 181,058 | 57,619 | 561 | 1,165 | 7,291 |
| 1976 | 51 | 52,419 | 75,611 | 218 | 13,168 | 141,416 | 104,242 | 2,846 | 8,915 | 12,701 |
| 1977 | 28 | 53,274 | 65,662 | 2,240 | 23,138 | 144,314 | 176,062 | 3,625 | 3,225 | 16,158 |
| 1978 | 38 | 61,936 | 57,158 | 2,955 | 28,987 | 151,036 | 264,581 | 4,494 | 3,668 | 14,028 |
| 1979 | 23 | 316,620 | 91,367 | 3,953 | 62,240 | 474,180 | 111,106 | 17,151 | 8,515 | 31,725 |
| 1980 | 26 | 422,804 | 111,600 | 19,910 | 96,125 | 650,439 | 368,942 | 17,708 | 8,249 | 38,045 |
| 1981 | 34 | 430,992 | 147,295 | (10,752) | 43,157 | 610,692 | (145,428) | 3,600 | 6,533 | 12,448 |
| 1982 | 11 | 934,812 | 357,720 | (7,165) | 134,408 | 1,419,775 | (44,778) | 18,971 | 7,451 | 37,824 |
| 1983 | 19 | 1,091,091 | 1,076,627 | 2,628 | 517,615 | 2,687,961 | 429,225 | 73,925 | 38,185 | 72,415 |
| 1984 | 26 | 1,875,968 | 2,317,661 | 3,290 | 1,068,363 | 5,265,282 | 506,951 | 36,354 | 9,610 | 92,846 |
| 1985 | 29 | 2,248,491 | 7,849,886 | 27,815 | 3,416,370 | 13,542,562 | 34,103 | 2,822 | 5,034 | 27,138 |
| 1986 | 31 | 16,420,238 | 10,020,277 | 1,309,599 | 1,819,349 | 29,569,463 | 85,732 | 14,715 | 17,144 | 13,982 |
| 1987 | 32 | 11,873,826 | 7,214,307 | 1,628,932 | 1,670,596 | 22,387,661 | 126,377 | 15,693 | 27,881 | 32,931 |
| 1988 | 55 | 3,287,756 | 1,648,431 | 1,015,971 | 686,821 | 6,638,979 | 290,505 | 36,744 | 51,786 | 25,078 |
| 1989 | 44 | 1,056,583 | 950,985 | 224,567 | 374,886 | 2,607,021 | 130,609 | 16,848 | 35,518 | 12,582 |
| 1990 | 63 | 493,522 | 537,881 | 145,694 | 71,938 | 1,249,035 | 275,732 | 32,387 | 99,251 | 40,263 |
| 1991 | 54 | 76,599 | 17,130 | 24,846 | 70,542 | 189,117 | 1,153,109 | 26,900 | 53,613 | 21,889 |
| 1992 | 42 | 56,492 | 6,525 | 18,333 | 37,778 | 119,128 | 401,906 | 53,036 | 61,799 | 51,386 |
| 1993 | 30 | 104,317 | 24,579 | 40,129 | 82,032 | 251,057 | 313,476 | 55,679 | 79,149 | 39,293 |
| 1994 | 14 | 68,065 | 13,463 | 27,107 | 45,909 | 154,544 | (211,712) | 29,017 | 362,585 | 36,350 |
| 1995 | 3 | 26,002 | 5,920 | 7,337 | 20,617 | 59,876 | 265,751 | 42,516 | 48,189 | 21,436 |
| 1996 | 0 | 14,790 | 3,334 | 6,614 | 14,606 | 39,344 | 139,573 | 13,049 | 25,751 | 10,677 |
| 1997 | 3 | 67,264 | 35,545 | 38,585 | (13,571) | 127,823 | 203,476 | 31,135 | 36,986 | 16,906 |
| 1998 | 7 | 15,410 | 6,392 | 6,797 | 10,396 | 38,995 | 67,974 | 6,120 | 14,731 | 4,616 |
| 1999 | 2 | 71,950 | 35,515 | 33,879 | 32,613 | 173,957 | 162,161 | 25,329 | 35,716 | 24,347 |
| 2000 | 24 | 29,992 | 8,327 | 11,710 | 4,156 | 54,185 | 100,654 | 15,688 | 24,144 | 19,652 |
| 2001 | 20 | 10,597 | 3,904 | 3,892 | 1,954 | 20,347 | 436,756 | 4,272 | 118,836 | 4,207 |
| 2002 | 14 | 27,018 | 18,971 | 15,254 | 4,614 | 65,857 | 3,068,535 | 5,648 | 329,244 | 64,425 |
| 2003 | 0 | 14,733 | 9,243 | 4,658 | 46,313 | 74,947 | 4,465,569 | 200,125 | 199,457 | 360,387 |
| 2004 | 0 | 23,929 | 2,214 | 2,341 | 145,290 | 173,774 | 1,257,335 | 120,340 | 131,702 | 99,547 |
| 2005 | 0 | 89,369 | 216 | 9 | 33,947 | 123,541 | 1,224,486 | 119,298 | 260,893 | (81) |
| 2006 | 5 | 28,222 | 237 | 90 | 879,428 | 907,978 | 1,234,636 | 68,374 | 259,542 | 523 |
| 2007 | 0 | 61,330 | 1 | 0 | 3,219,041 | 3,280,372 | 3,406,319 | 15,183 | 70,776 | 1,884 |
| 2008 | 4 | 75,107 | 6,065 | 5,318 | 7,878,424 | 7,964,914 | 6,248,064 | 35,890 | 169,891 | 5,098 |
| 2009 | 6 | 26,191 | 154 | 0 | 1,188,559 | 1,214,905 | 10,200,386 | 1,397,365 | 1,834,913 | 1,815 |
| 2010 | (2) | 4,652 | (45) | (1) | 395,328 | 399,934 | 7,061,360 | 104,208 | 468,313 | 14,865,982 |
| 2011 | 0 | 57,075 | 12 | 0 | 175,912 | 232,999 | 10,255,032 | 1,863,342 | 4,089,221 | 3,416,710 |
| 2012 | 0 | 585,216 | 3 | 15,163 | 311,585 | 911,967 | 7,800,110 | 1,379,855 | 3,102,674 | 104,555 |
| 2013 | 0 | 870,300 | 27 | 67,533 | 394,181 | 1,332,041 | 2,392,878 | 1,228,777 | 1,071,752 | 328,413 |
| 2014 | 0 | 781,566 | 3 | 109,243 | 355,488 | 1,246,300 | (122,873) | (1,111,982) | (319,804) | 127,441 |
| 2015 | 0 | 263,641 | 2 | 81,504 | 109,412 | 454,560 | 1,779,546 | 117,701 | 716,517 | 127,708 |
| 2016 | 0 | 142,630 | 1,260 | 61,753 | 45,733 | 251,375 | 273,581 | 105,271 | 407,238 | 71,071 |
| 2017 | 0 | 65,208 | 889 | 51,882 | 7,256 | 125,236 | 102,584 | 2,042 | 359,064 | 43,584 |
| 2018 | 0 | 50,733 | 1,861 | 23,293 | 8,786 | 84,672 | 730,457 | 7,822 | 1,776,937 | 30,274 |
| 2019 | 0 | 123,455 | 6,002 | 44,091 | 28,315 | 201,863 | 2,072,009 | 25,225 | 37,688 | 123,389 |
| **2020** | **0** | **390,488** | **4,201** | **31,290** | **187,080** | **613,059** | **2,262,184** | **76,340** | **265,680** | **313,038** |
| 2021 | 0 | 2,426,597 | 14,422 | 1,637,745 | 543,379 | 4,622,143 | 2,687,231 | 22,571 | 58,016 | 1,447,574 |
| 2022 | 0 | 0 | 0 | 0 | 0 | 0 | 0 | 0 | 0 | 0 |
| 2023 | 0 | 0 | 0 | 0 | 0 | 0 | 0 | 0 | 0 | 0 |
| 2024 | 0 | 0 | 0 | 0 | 0 | 0 | 0 | 0 | 0 | 0 |
| 2025 | 0 | 0 | 0 | 0 | 0 | 0 | 0 | 0 | 0 | 0 |
| 2026 | 0 | 0 | 0 | 0 | 0 | 0 | 0 | 0 | 0 | 0 |
| 2027 | 0 | 0 | 0 | 0 | 0 | 0 | 0 | 0 | 0 | 0 |
| 2028 | 0 | 0 | 0 | 0 | 0 | 0 | 0 | 0 | 0 | 0 |
| 2029 | 0 | 0 | 0 | 0 | 0 | 0 | 0 | 0 | 0 | 0 |
| 2030 | 0 | 0 | 0 | 0 | 0 | 0 | 0 | 0 | 0 | 0 |
| 2031 | 0 | 0 | 0 | 0 | 0 | 0 | 0 | 0 | 0 | 0 |
| 2032 | 0 | 0 | 0 | 0 | 0 | 0 | 0 | 0 | 0 | 0 |
| 2033 | 0 | 0 | 0 | 0 | 0 | 0 | 0 | 0 | 0 | 0 |
| 2034 | 0 | 0 | 0 | 0 | 0 | 0 | 0 | 0 | 0 | 0 |
| 2035 | 0 | 0 | 0 | 0 | 0 | 0 | 0 | 0 | 0 | 0 |
| **TOTAL** | **341,139** | **47,920,278** | **33,088,169** | **6,740,250** | **29,661,534** | **117,410,231** | **87,825,429** | **7,570,779** | **20,716,112** | **32,748,746** |

## TABLE B-10 Capital Costs of Each Aqueduct Reach to be Reimbursed through Capital Cost Component of Transportation Charge (in dollars)

Sheet 2 of 8

| Calendar Year | SOUTH BAY AQUEDUCT (continued) | | | | | CALIFORNIA AQUEDUCT NORTH SAN JOAQUIN DIVISION | | | |
|---|---|---|---|---|---|---|---|---|---|
| | Reach 6 | Reach 7 | Reach 8 | Reach 9 | Total | Reach 1 | Reach 2A | Reach 2B | Subtotal |
| | [11] | [12] | [13] | [14] | [15] | [16] | [17] | [18] | [19] |
| 1952 | 8 | 66 | 72 | 132 | 496 | 4,012 | 3,279 | 1,499 | 8,790 |
| 1953 | 38 | 327 | 336 | 640 | 2,425 | 10,559 | 8,589 | 3,964 | 23,112 |
| 1954 | 123 | 1,005 | 1,003 | 1,954 | 7,455 | 13,796 | 11,163 | 5,179 | 30,138 |
| 1955 | 160 | 1,293 | 1,149 | 2,454 | 9,500 | 7,370 | 5,952 | 2,760 | 16,082 |
| 1956 | 1,559 | 11,959 | 11,043 | 28,372 | 95,872 | 9,880 | 5,020 | 2,398 | 17,298 |
| 1957 | 3,659 | 28,675 | 27,385 | 563,114 | 729,065 | 11,953 | 5,456 | 2,612 | 20,021 |
| 1958 | 2,243 | 17,872 | 17,385 | 560,904 | 904,994 | 18,585 | 17,191 | 7,994 | 43,770 |
| 1959 | 357 | 3,200 | 3,568 | 149,874 | 843,718 | 123,170 | 100,306 | 45,510 | 268,986 |
| 1960 | 1,102 | 2,944 | 4,498 | 359,749 | 1,705,829 | 191,408 | 102,136 | 48,968 | 342,512 |
| 1961 | 4,726 | 18,325 | 22,765 | (1,367) | 3,880,575 | 153,765 | 195,947 | 42,843 | 392,555 |
| 1962 | 17,295 | 160,939 | 178,242 | 209,042 | 3,048,485 | 612,258 | 491,225 | 168,218 | 1,271,701 |
| 1963 | 265,414 | 1,250,386 | 939,832 | 129,902 | 5,626,310 | 1,993,284 | 1,525,734 | 684,095 | 4,203,113 |
| 1964 | 100,603 | 1,716,371 | 2,327,770 | 2,947,522 | 10,103,597 | 4,674,280 | 2,369,858 | 700,074 | 7,744,212 |
| 1965 | 42,345 | 368,476 | 637,266 | 1,921,844 | 4,464,145 | 5,877,189 | 6,873,699 | 2,975,719 | 15,726,607 |
| 1966 | 17,663 | 34,915 | 140,350 | 777,887 | 3,850,714 | 8,553,362 | 14,112,820 | 5,677,099 | 28,343,281 |
| 1967 | (41,567) | 137,856 | 147,183 | 379,764 | 5,070,861 | 9,678,607 | 10,672,113 | 6,646,739 | 26,997,459 |
| 1968 | 84,553 | 2,130 | 68,057 | 253,152 | 4,412,955 | 6,392,664 | 891,681 | 1,303,186 | 8,587,531 |
| 1969 | 4,279 | 11,572 | 162,300 | 32,000 | 1,575,529 | 3,542,767 | 792,259 | 443,924 | 4,778,950 |
| 1970 | 2,487 | 6,820 | 20,086 | (15,718) | 234,411 | 2,236,607 | 149,692 | 115,578 | 2,501,877 |
| 1971 | 4,350 | 6,923 | 17,750 | 39,084 | 122,687 | 98,138 | 215,512 | 69,410 | 383,060 |
| 1972 | 1,084 | 203 | 4,800 | 32,199 | 95,064 | 159,608 | 43,721 | 7,744 | 211,073 |
| 1973 | 288 | 989 | 7,449 | 9,693 | 65,621 | 105,581 | 25,496 | 22,418 | 153,495 |
| 1974 | 527 | 6,020 | 30,628 | 11,433 | 134,260 | 177,700 | 16,627 | 45,707 | 240,034 |
| 1975 | 126 | 679 | 1,086 | 3,464 | 71,991 | 239,144 | 14,680 | 169,676 | 423,500 |
| 1976 | 701 | 3,529 | 8,362 | 26,186 | 167,482 | 641,860 | 45,533 | 65,943 | 753,336 |
| 1977 | 270 | 1,310 | 8,651 | 24,938 | 234,239 | 274,381 | 20,283 | 22,568 | 317,232 |
| 1978 | 231 | 1,204 | 1,631 | 17,123 | 306,960 | 801,265 | 36,221 | 9,714 | 847,200 |
| 1979 | 1,367 | 1,721 | 2,134 | 7,322 | 181,041 | 1,051,792 | 59,695 | 26,106 | 1,137,593 |
| 1980 | 1,321 | 1,718 | 2,182 | 7,102 | 445,267 | 4,173,603 | 96,760 | 38,789 | 4,309,152 |
| 1981 | 308 | 1,462 | 1,398 | 5,077 | (114,602) | (502,921) | 1,487,516 | 38,451 | 1,023,046 |
| 1982 | 716 | 1,561 | 1,746 | 6,074 | 29,565 | 700,738 | 46,501 | 22,308 | 769,547 |
| 1983 | 407 | 5,721 | 8,143 | 23,367 | 651,388 | 706,104 | 84,435 | 211,619 | 1,002,158 |
| 1984 | 269 | 1,853 | 1,667 | 13,301 | 662,851 | 1,559,539 | 41,352 | 48,478 | 1,649,369 |
| 1985 | 402 | 1,657 | 2,129 | 6,750 | 80,035 | 677,955 | 24,812 | 19,404 | 722,171 |
| 1986 | 1,119 | 2,744 | 3,313 | 12,234 | 150,983 | 398,788 | 63,830 | 35,420 | 498,038 |
| 1987 | 1,496 | 3,081 | 3,560 | 21,842 | 232,861 | 799,672 | 88,945 | 41,659 | 930,276 |
| 1988 | 5,706 | 6,689 | 7,603 | 33,728 | 457,839 | 2,898,156 | (128,051) | (56,448) | 2,713,657 |
| 1989 | 2,641 | 3,878 | 4,755 | 14,489 | 221,320 | 6,898,872 | 346,589 | 173,993 | 7,419,454 |
| 1990 | 5,092 | 19,899 | 36,584 | 87,796 | 597,004 | 13,483,785 | 112,002 | 2,446,232 | 16,042,019 |
| 1991 | 1,942 | 5,059 | 7,357 | 31,682 | 1,301,551 | 13,914,632 | 133,121 | 114,981 | 14,162,734 |
| 1992 | 1,184 | 2,042 | 2,250 | 35,464 | 609,067 | 6,260,482 | 241,456 | 239,437 | 6,741,375 |
| 1993 | 3,618 | 6,028 | 8,873 | 42,200 | 548,316 | 2,542,869 | 257,330 | 200,072 | 3,000,271 |
| 1994 | 2,897 | 4,781 | 5,346 | 89,991 | 319,255 | 1,145,666 | 148,396 | 88,357 | 1,382,419 |
| 1995 | 11,556 | 3,635 | 14,769 | 24,750 | 432,602 | 1,462,211 | 217,940 | 131,995 | 1,812,146 |
| 1996 | 3,092 | 2,271 | 2,699 | 12,522 | 209,634 | 874,227 | 74,153 | 41,215 | 989,595 |
| 1997 | 1,454 | 4,141 | 3,655 | 20,589 | 318,342 | 2,064,446 | 146,851 | 84,303 | 2,295,600 |
| 1998 | 363 | 1,134 | (6,005) | 5,776 | 94,709 | 729,475 | 33,695 | 16,670 | 779,840 |
| 1999 | 1,533 | 3,304 | 12,727 | 31,634 | 296,751 | 2,208,776 | 88,951 | 90,639 | 2,388,366 |
| 2000 | 2,406 | 4,944 | 5,331 | 10,755 | 183,575 | (706,517) | 57,503 | 40,185 | (608,829) |
| 2001 | 91,721 | 68,849 | 404,226 | 1,190,653 | 2,319,521 | 371,407 | 91,792 | 8,926 | 472,124 |
| 2002 | 229,409 | 453,259 | 1,107,580 | 2,977,939 | 8,236,039 | 833,187 | 44,543 | 22,639 | 900,369 |
| 2003 | 67,216 | 509,964 | 477,926 | 1,409,228 | 7,689,872 | 228,767 | 22,779 | 13,565 | 265,112 |
| 2004 | 3,193 | 3,100 | 39,326 | 3,276,907 | 4,931,451 | 892,456 | 15,333 | 77,640 | 985,430 |
| 2005 | 5,341 | 5,271 | 4,848 | 731,512 | 2,351,567 | 294,112 | 40,135 | 98,505 | 432,751 |
| 2006 | 1,286 | 1,342 | 1,352 | 15,393 | 1,582,447 | 422,511 | 15,048 | 177,980 | 615,539 |
| 2007 | 7,470 | 7,471 | 7,471 | 10,731 | 3,527,304 | 490,384 | 58,152 | 121,987 | 670,522 |
| 2008 | 8,415 | 8,730 | 8,932 | 12,419 | 6,497,439 | 1,202,812 | 39,742 | 85,604 | 1,328,158 |
| 2009 | 3,042 | 3,187 | 3,266 | 4,591 | 13,448,565 | 553,705 | 40,289 | 29,613 | 623,608 |
| 2010 | 732 | 716 | 711 | 1,006 | 22,503,029 | 181,161 | 8,175 | 2,311 | 191,646 |
| 2011 | 6,513 | 7,659 | 6,472 | 9,164 | 19,654,113 | 813,521 | 51,565 | 3,937 | 869,023 |
| 2012 | 51,903 | 117,364 | 68,876 | 393,352 | 13,018,689 | 1,570,134 | 226,476 | 75,111 | 1,871,721 |
| 2013 | 130,731 | 137,199 | 384,922 | 875,282 | 6,549,953 | 6,957,464 | 800,204 | 237,566 | 7,995,234 |
| 2014 | 102,374 | 121,005 | 107,609 | 207,301 | (888,929) | 5,789,004 | 3,238,636 | 167,361 | 9,195,000 |
| 2015 | 26,053 | 37,802 | 38,192 | 62,844 | 2,906,365 | 5,857,605 | 930,778 | 373,501 | 7,161,884 |
| 2016 | 1,764 | 2,488 | 2,147 | 14,246 | 877,805 | 2,721,640 | 894,583 | 411,576 | 4,027,799 |
| 2017 | 641 | 794 | 553 | 101,577 | 610,839 | 7,157,077 | 695,554 | 146,255 | 7,998,885 |
| 2018 | 1,341 | 1,662 | 1,158 | 89,933 | 2,639,584 | 3,242,104 | 929,591 | 9,624,786 | 13,796,480 |
| 2019 | 4,324 | 5,361 | 3,735 | 714,570 | 2,986,302 | 5,370,272 | 1,574,653 | 1,932,518 | 8,877,444 |
| **2020** | **63,178** | **63,836** | **62,816** | **943,815** | **4,050,887** | **11,390,303** | **1,602,779** | **68,400** | **13,061,483** |
| 2021 | 10,861 | 11,559 | 10,770 | 731,614 | 4,980,196 | 8,408,966 | 3,004,965 | 146,880 | 11,560,811 |
| 2022 | 0 | 0 | 0 | 0 | 0 | 0 | 0 | 0 | 0 |
| 2023 | 0 | 0 | 0 | 0 | 0 | 0 | 0 | 0 | 0 |
| 2024 | 0 | 0 | 0 | 0 | 0 | 0 | 0 | 0 | 0 |
| 2025 | 0 | 0 | 0 | 0 | 0 | 0 | 0 | 0 | 0 |
| 2026 | 0 | 0 | 0 | 0 | 0 | 0 | 0 | 0 | 0 |
| 2027 | 0 | 0 | 0 | 0 | 0 | 0 | 0 | 0 | 0 |
| 2028 | 0 | 0 | 0 | 0 | 0 | 0 | 0 | 0 | 0 |
| 2029 | 0 | 0 | 0 | 0 | 0 | 0 | 0 | 0 | 0 |
| 2030 | 0 | 0 | 0 | 0 | 0 | 0 | 0 | 0 | 0 |
| 2031 | 0 | 0 | 0 | 0 | 0 | 0 | 0 | 0 | 0 |
| 2032 | 0 | 0 | 0 | 0 | 0 | 0 | 0 | 0 | 0 |
| 2033 | 0 | 0 | 0 | 0 | 0 | 0 | 0 | 0 | 0 |
| 2034 | 0 | 0 | 0 | 0 | 0 | 0 | 0 | 0 | 0 |
| 2035 | 0 | 0 | 0 | 0 | 0 | 0 | 0 | 0 | 0 |
| **TOTAL** | **1,383,022** | **5,453,926** | **7,665,752** | **22,783,864** | **186,147,632** | **174,694,134** | **56,801,744** | **37,212,065** | **268,707,943** |

## TABLE B-10 Capital Costs of Each Aqueduct Reach to be Reimbursed through Capital Cost Component of Transportation Charge (in dollars)

Sheet 3 of 8

| Calendar Year | CALIFORNIA AQUEDUCT (continued) | | | | | | | | | |
|---|---|---|---|---|---|---|---|---|---|---|
| | SAN LUIS DIVISION | | | | | | SOUTH SAN JOAQUIN DIVISION | | | |
| | Reach 3 | Reach 4 | Reach 5 | Reach 6 | Reach 7 | Subtotal | Reach 8C | Reach 8D | Reach 9 | Reach 10A |
| | [20] | [21] | [22] | [23] | [24] | [25] | [26] | [27] | [28] | [29] |
| 1952 | 2,492 | 3,549 | 3,987 | 1,010 | 1,390 | 12,428 | 13 | 727 | 1,109 | 695 |
| 1953 | 6,999 | 10,144 | 10,986 | 2,834 | 3,869 | 34,832 | 45 | 2,671 | 4,185 | 2,569 |
| 1954 | 8,704 | 12,545 | 13,693 | 3,520 | 4,766 | 43,228 | 50 | 2,719 | 4,026 | 2,821 |
| 1955 | 4,273 | 6,055 | 6,813 | 1,728 | 2,325 | 21,194 | 19 | 888 | 1,100 | 1,097 |
| 1956 | 3,295 | 5,600 | 5,857 | 1,445 | 3,556 | 19,753 | 98 | 3,850 | 4,376 | 4,428 |
| 1957 | 3,543 | 6,115 | 6,357 | 1,565 | 3,998 | 21,578 | 234 | 10,604 | 13,209 | 13,269 |
| 1958 | 11,927 | 19,393 | 22,037 | 5,509 | 7,512 | 66,378 | 375 | 19,033 | 25,073 | 25,086 |
| 1959 | 21,979 | 37,358 | 39,689 | 9,813 | 19,679 | 128,518 | 436 | 20,578 | 25,697 | 25,787 |
| 1960 | 207,025 | 45,419 | 41,044 | 12,074 | 37,633 | 343,195 | 1,673 | 44,565 | 25,290 | 47,492 |
| 1961 | 184,443 | 292,639 | 170,559 | 38,338 | 70,068 | 756,047 | 3,949 | 75,726 | 30,852 | 68,505 |
| 1962 | 495,836 | 549,984 | 252,698 | 22,397 | 26,967 | 1,347,882 | 6,131 | 159,481 | 62,375 | 57,705 |
| 1963 | 2,772,189 | 2,034,351 | 2,498,712 | 66,353 | 30,647 | 7,402,252 | 5,861 | 161,252 | 81,343 | 52,585 |
| 1964 | 4,348,311 | 4,932,301 | 1,053,227 | 161,422 | 251,461 | 10,746,722 | 4,014 | 90,622 | 117,907 | 124,014 |
| 1965 | 3,860,997 | 5,688,252 | 2,869,931 | 1,072,111 | 667,768 | 14,159,059 | 15,049 | 491,042 | 564,036 | 622,257 |
| 1966 | 2,312,372 | 8,527,843 | 5,765,798 | 4,230,221 | 7,708,334 | 28,544,568 | 201,274 | 5,197,322 | 2,539,278 | 2,800,056 |
| 1967 | (44,527) | 2,062,305 | 6,942,522 | 222,885 | 6,675,398 | 15,858,583 | 212,285 | 4,982,844 | 3,363,650 | 3,652,342 |
| 1968 | 119,884 | 395,689 | 973,956 | 179,917 | 461,031 | 2,130,477 | 64,234 | 611,192 | 940,074 | 1,025,969 |
| 1969 | (6,065) | 126,946 | 98,492 | 107,486 | 160,668 | 487,527 | 58,960 | 116,146 | 85,130 | 145,111 |
| 1970 | 32,387 | (20,243) | 105,385 | (827,457) | 1,215,966 | 506,038 | 23,011 | 106,810 | 84,116 | 74,366 |
| 1971 | 99,945 | 230,624 | 305,227 | 26,995 | 341,010 | 1,003,801 | 8,813 | 33,099 | 23,088 | 15,595 |
| 1972 | 15,990 | 90,852 | 17,053 | 14,621 | 281,343 | 419,859 | 10,818 | 13,349 | 16,603 | 19,736 |
| 1973 | 6,753 | 103,707 | 41,549 | 13,810 | 41,427 | 207,246 | 5,145 | 11,089 | 13,249 | 14,283 |
| 1974 | 6,618 | 117,165 | 55,978 | 16,199 | 71,796 | 267,756 | 5,434 | 24,433 | 16,567 | 22,111 |
| 1975 | 18,921 | 107,275 | 23,671 | 8,797 | 152,574 | 311,238 | 5,424 | 15,960 | 12,966 | 15,865 |
| 1976 | 17,485 | 79,554 | 13,041 | 5,138 | 41,687 | 156,905 | 19,931 | 76,280 | 62,164 | 76,202 |
| 1977 | 35,707 | 84,669 | 9,412 | 4,028 | 9,655 | 143,471 | 21,096 | 70,005 | 97,952 | 75,628 |
| 1978 | 8,539 | 428,395 | 7,006 | 3,536 | 6,994 | 454,470 | 7,584 | 40,453 | 17,395 | 48,754 |
| 1979 | (35,394) | 543,225 | 19,463 | 9,485 | (242,253) | 294,526 | 10,474 | 6,181 | 6,227 | 241 |
| 1980 | 66,622 | 3,450,695 | 191,307 | 75,209 | 185,384 | 3,969,217 | 2,158 | 17,492 | 17,706 | 18,165 |
| 1981 | 28,491 | (2,244,127) | (44,017) | (15,456) | 918,984 | (1,356,125) | 1,151 | 9,642 | 9,541 | 10,309 |
| 1982 | 100,629 | (1,616,569) | 20,184 | 10,359 | 3,525,738 | 2,040,341 | 2,469 | 8,283 | 6,956 | 8,237 |
| 1983 | 75,639 | 33,881 | 11,785 | 6,638 | 1,811,638 | 1,939,581 | 7,955 | 13,782 | 11,090 | 14,488 |
| 1984 | 31,748 | 87,083 | 26,712 | 12,754 | 3,053,662 | 3,211,959 | 26,489 | 9,959 | 6,268 | 7,533 |
| 1985 | 53,251 | 56,732 | 13,685 | 6,934 | 582,910 | 713,512 | 7,220 | 9,762 | 7,688 | 9,215 |
| 1986 | 73,979 | 201,509 | 50,668 | 19,223 | 1,282,469 | 1,627,848 | 8,902 | 25,011 | 20,503 | 22,335 |
| 1987 | (7,829) | 116,268 | 40,009 | 15,946 | 518,349 | 682,743 | 12,744 | 18,927 | 56,042 | 16,704 |
| 1988 | (149,385) | 224,154 | (406,398) | (137,353) | 923,622 | 454,640 | 9,833 | (119,741) | (60,639) | (159,357) |
| 1989 | 39,652 | 594,894 | 232,852 | 80,090 | 575,855 | 1,523,343 | 5,279 | 91,501 | 278,061 | 70,153 |
| 1990 | 39,270 | 259,895 | 79,589 | 29,606 | 461,219 | 869,579 | 5,814 | 41,345 | 2,016,434 | 34,841 |
| 1991 | 4,916,134 | 397,959 | 98,847 | 35,860 | 511,519 | 5,960,319 | 4,588 | 43,140 | 41,348 | 36,888 |
| 1992 | (757,001) | 545,729 | 211,854 | 74,544 | 396,398 | 471,524 | 3,546 | 103,695 | 109,225 | 103,321 |
| 1993 | 110,233 | 724,929 | 186,271 | 70,815 | 720,283 | 1,812,531 | 15,016 | 101,634 | 90,929 | 90,291 |
| 1994 | 1,151,976 | 288,018 | 63,862 | 27,812 | 710,770 | 2,242,438 | 6,770 | 42,455 | 40,696 | 65,737 |
| 1995 | 285,776 | 441,479 | 130,761 | 58,640 | 1,914,186 | 2,830,842 | 12,548 | 49,963 | 43,251 | 435,909 |
| 1996 | 31,942 | (110,471) | 34,529 | 12,219 | 588,712 | 556,931 | 6,444 | 29,863 | 27,050 | 253,433 |
| 1997 | 73,224 | 513,793 | (277,781) | 42,881 | 5,016,215 | 5,368,332 | 11,497 | 49,111 | 43,799 | 73,458 |
| 1998 | 19,692 | 304,115 | 34,319 | 16,542 | 2,819,556 | 3,194,224 | 2,562 | 11,115 | 8,955 | 14,618 |
| 1999 | 18,187 | 158,902 | 100,061 | 41,691 | 1,901,382 | 2,220,222 | 5,706 | 25,179 | 23,510 | 47,359 |
| 2000 | 101,618 | 373,699 | 78,036 | 36,186 | 1,139,073 | 1,728,613 | 3,922 | 23,591 | 29,281 | 43,459 |
| 2001 | (10,513) | (47,112) | 519,031 | (3,546) | 61,595 | 519,455 | 2,280 | 17,030 | 21,196 | 42,731 |
| 2002 | 12,237 | 24,434 | 6,079,343 | 3,454 | (1,812,639) | 4,306,829 | 3,627 | 44,010 | 20,221 | 87,805 |
| 2003 | 8,864 | 79,647 | (5,377,004) | 7,923 | 6,118,421 | 837,852 | 2,130 | 18,793 | 16,716 | 22,946 |
| 2004 | (16,126) | (14,365) | (50,563) | (2,487) | 147,468 | 63,927 | 22,520 | 5,980 | 3,879 | 5,493 |
| 2005 | 261 | 11,360 | 129,470 | 3,529 | 2,533,886 | 2,678,506 | 26,301 | 11,593 | 6,323 | 7,316 |
| 2006 | 1,421 | 27,658 | (10,639) | 1,444 | (28,549) | (8,664) | 6,106 | 2,942 | 1,621 | 1,872 |
| 2007 | 2 | 87,855 | 39,476 | 7,718 | 34,608 | 169,659 | 13,352 | 21,920 | 11,909 | 13,807 |
| 2008 | 14,780 | 16,097 | 46,719 | 13,920 | 2,107,019 | 2,198,535 | 9,017 | 13,020 | 7,277 | 8,919 |
| 2009 | 610 | 216,166 | 44,901 | 4,909 | (44,365) | 222,221 | 2,362 | 15,880 | 8,710 | 10,301 |
| 2010 | (75) | 1,560,318 | 130,846 | 609 | (355,963) | 1,335,734 | (4) | 1,773 | 956 | 1,111 |
| 2011 | 7,037 | 644,158 | 481,685 | 1,297 | 78,291 | 1,212,468 | 1 | 6,354 | 1,748 | 13,984 |
| 2012 | 44,540 | 213,896 | 2,999 | 29,658 | 170,358 | 461,451 | 1,139 | 114,545 | 36,447 | 73,710 |
| 2013 | 810,117 | 299,508 | 906,259 | 120,865 | 215,316 | 2,352,064 | 42,393 | 383,194 | 323,185 | 342,033 |
| 2014 | 843,003 | 317,107 | 461,093 | 67,178 | 207,794 | 1,896,174 | 20,475 | 181,707 | 136,459 | 158,996 |
| 2015 | (624,058) | 145,444 | 228,671 | 15,444 | 153,006 | (81,492) | 46,037 | 141,597 | 95,579 | 123,549 |
| 2016 | 238,925 | 1,504,796 | 2,389,576 | 161,532 | 382,567 | 4,677,396 | 41,047 | 187,181 | 88,578 | 142,425 |
| 2017 | 88,766 | 1,316,341 | 1,938,741 | 144,360 | 2,360,475 | 5,848,683 | 36,569 | 100,337 | 64,969 | 123,286 |
| 2018 | 57,306 | 3,244,433 | 791,745 | 85,599 | 1,069,252 | 5,248,335 | 69,247 | 95,446 | 97,020 | 125,135 |
| 2019 | 364,079 | 4,343,772 | 2,145,846 | 343,683 | 3,505,839 | 10,703,220 | 164,496 | 347,993 | 322,341 | 4,138,844 |
| **2020** | **198,942** | **5,188,891** | **1,632,086** | **295,963** | **5,681,532** | **12,997,414** | **109,214** | **251,314** | **150,071** | **876,819** |
| 2021 | 50,392 | 4,467,969 | 2,693,196 | 113,163 | 23,626,704 | 30,951,425 | 358,185 | 1,090,037 | 848,609 | 2,438,691 |
| 2022 | 0 | 0 | 0 | 0 | 0 | 0 | 0 | 0 | 0 | 0 |
| 2023 | 0 | 0 | 0 | 0 | 0 | 0 | 0 | 0 | 0 | 0 |
| 2024 | 0 | 0 | 0 | 0 | 0 | 0 | 0 | 0 | 0 | 0 |
| 2025 | 0 | 0 | 0 | 0 | 0 | 0 | 0 | 0 | 0 | 0 |
| 2026 | 0 | 0 | 0 | 0 | 0 | 0 | 0 | 0 | 0 | 0 |
| 2027 | 0 | 0 | 0 | 0 | 0 | 0 | 0 | 0 | 0 | 0 |
| 2028 | 0 | 0 | 0 | 0 | 0 | 0 | 0 | 0 | 0 | 0 |
| 2029 | 0 | 0 | 0 | 0 | 0 | 0 | 0 | 0 | 0 | 0 |
| 2030 | 0 | 0 | 0 | 0 | 0 | 0 | 0 | 0 | 0 | 0 |
| 2031 | 0 | 0 | 0 | 0 | 0 | 0 | 0 | 0 | 0 | 0 |
| 2032 | 0 | 0 | 0 | 0 | 0 | 0 | 0 | 0 | 0 | 0 |
| 2033 | 0 | 0 | 0 | 0 | 0 | 0 | 0 | 0 | 0 | 0 |
| 2034 | 0 | 0 | 0 | 0 | 0 | 0 | 0 | 0 | 0 | 0 |
| 2035 | 0 | 0 | 0 | 0 | 0 | 0 | 0 | 0 | 0 | 0 |
| **TOTAL** | **22,914,986** | **54,972,650** | **37,474,755** | **7,353,136** | **93,827,807** | **216,543,334** | **1,831,537** | **16,047,277** | **13,330,546** | **19,011,438** |

## TABLE B-10 Capital Costs of Each Aqueduct Reach to be Reimbursed through Capital Cost Component of Transportation Charge (in dollars)

Sheet 4 of 8

| Calendar Year | CALIFORNIA AQUEDUCT (continued) | | | | | | | | | |
|---|---|---|---|---|---|---|---|---|---|---|
| | SOUTH SAN JOAQUIN DIVISION (continued) | | | | | | | | | |
| | Reach 11B | Reach 12D | Reach 12E | Reach 13B | Reach 14A | Reach 14B | Reach 14C | Reach 15A | Reach 16A | Subtotal |
| | [30] | [31] | [32] | [33] | [34] | [35] | [36] | [37] | [38] | [39] |
| 1952 | 1,279 | 1,980 | 995 | 1,663 | 794 | 212 | 212 | 1,911 | 4,440 | 16,030 |
| 1953 | 4,790 | 7,480 | 3,745 | 6,236 | 2,599 | 733 | 741 | 7,016 | 16,513 | 59,323 |
| 1954 | 4,855 | 7,565 | 3,792 | 6,319 | 2,880 | 810 | 817 | 7,073 | 16,601 | 60,328 |
| 1955 | 1,557 | 2,404 | 1,211 | 2,025 | 1,183 | 325 | 327 | 2,253 | 5,223 | 19,612 |
| 1956 | 6,223 | 9,233 | 4,737 | 8,054 | 7,026 | 1,638 | 1,584 | 9,939 | 21,754 | 82,940 |
| 1957 | 18,772 | 29,082 | 14,615 | 24,411 | 15,651 | 3,834 | 3,864 | 26,871 | 62,657 | 237,073 |
| 1958 | 48,191 | 78,564 | 39,087 | 61,715 | 33,726 | 12,330 | 11,813 | 49,499 | 133,083 | 537,575 |
| 1959 | 67,246 | 107,781 | 53,836 | 86,478 | 64,824 | 22,102 | 21,828 | 70,838 | 205,748 | 773,179 |
| 1960 | 66,317 | 77,936 | 39,867 | 63,517 | 84,363 | 23,260 | 22,305 | 73,305 | 204,788 | 774,678 |
| 1961 | 46,073 | 88,274 | 51,457 | 28,015 | 242,753 | 91,290 | 65,565 | 150,205 | 206,305 | 1,148,969 |
| 1962 | 56,056 | 69,189 | 44,851 | 49,179 | 208,180 | 61,489 | 47,608 | 133,653 | 171,396 | 1,127,293 |
| 1963 | 91,914 | 173,985 | 86,405 | 67,733 | 425,626 | 104,436 | 77,970 | 102,072 | 481,941 | 1,913,123 |
| 1964 | 333,621 | 291,013 | 174,469 | 86,271 | 1,093,795 | 684,005 | 485,033 | 571,173 | 1,778,952 | 5,834,889 |
| 1965 | 1,053,029 | 1,524,848 | 1,044,851 | 196,487 | 3,385,205 | 1,655,024 | 1,436,258 | 476,830 | 1,268,176 | 13,733,092 |
| 1966 | 3,709,779 | 673,429 | 466,228 | 418,141 | 4,916,319 | 974,862 | 724,354 | 1,829,852 | 2,896,274 | 27,347,168 |
| 1967 | 4,636,627 | 1,881,333 | 1,244,265 | 1,238,428 | 2,788,299 | 525,653 | 400,183 | 1,721,304 | 3,442,021 | 30,089,234 |
| 1968 | 1,323,302 | 4,726,074 | 3,145,775 | 8,343,706 | 10,210,266 | 1,330,361 | 1,405,117 | 7,522,015 | 7,578,498 | 48,226,583 |
| 1969 | 229,185 | 706,272 | 529,080 | 3,704,065 | 15,112,041 | 1,223,457 | 1,134,395 | 9,523,012 | 13,136,056 | 45,702,910 |
| 1970 | 85,151 | 70,725 | 72,798 | 320,797 | 11,031,255 | 987,213 | 738,955 | 8,836,897 | 13,890,751 | 36,322,845 |
| 1971 | 45,006 | 43,988 | 42,624 | 339,078 | 2,925,191 | 193,255 | 36,514 | 3,275,227 | 7,903,937 | 14,885,415 |
| 1972 | 32,657 | 43,939 | 24,748 | 81,937 | 1,388,348 | 101,784 | 20,165 | 1,003,380 | 3,025,555 | 5,783,019 |
| 1973 | 16,448 | 9,980 | 16,320 | 25,090 | 680,834 | 19,584 | 13,469 | 798,805 | 1,472,313 | 3,096,609 |
| 1974 | 14,951 | 19,555 | 32,240 | 29,582 | 524,504 | 30,735 | 16,333 | 778,696 | 1,031,843 | 2,546,984 |
| 1975 | 13,479 | 10,793 | 13,678 | 25,827 | 269,197 | 25,164 | 21,048 | 370,265 | 489,545 | 1,289,211 |
| 1976 | 54,217 | 37,464 | 59,842 | 105,332 | 507,519 | 59,753 | 42,776 | 434,574 | 618,049 | 2,154,103 |
| 1977 | 52,919 | 22,826 | 54,444 | 81,293 | 301,515 | 49,972 | 30,152 | 235,514 | 580,209 | 1,673,525 |
| 1978 | 16,469 | (2,816) | 27,331 | 43,126 | 348,674 | (653) | 1,500 | 297,817 | 582,775 | 1,428,409 |
| 1979 | 6,906 | 13,401 | 14,229 | 25,411 | 293,786 | 9,846 | 7,856 | 245,590 | 542,554 | 1,182,702 |
| 1980 | 18,813 | 15,608 | 27,498 | 34,190 | 1,676,267 | 29,169 | 23,023 | 1,719,775 | 3,772,498 | 7,372,362 |
| 1981 | 14,885 | 26,473 | 20,972 | 25,515 | (1,076,221) | 27,551 | 33,674 | (1,142,721) | (2,527,211) | (4,566,440) |
| 1982 | 6,608 | 7,680 | 8,346 | 16,339 | (745,914) | 9,886 | 29,393 | (804,147) | (1,850,736) | (3,296,600) |
| 1983 | 9,792 | 14,174 | 13,050 | 35,872 | 419,650 | 17,389 | 24,933 | 115,983 | 166,232 | 864,390 |
| 1984 | 27,613 | 87,907 | 49,271 | 22,732 | 54,590 | 75,453 | 63,060 | 63,537 | 119,387 | 613,799 |
| 1985 | 6,949 | 5,263 | 8,013 | 8,875 | (49,408) | 9,523 | 5,867 | 54,782 | 82,117 | 165,866 |
| 1986 | 16,664 | 16,014 | 25,031 | 20,483 | 140,642 | 25,960 | 13,913 | 154,089 | 186,348 | 675,895 |
| 1987 | 13,512 | 12,369 | 20,023 | 15,435 | 101,453 | 20,411 | 8,581 | 227,047 | 194,936 | 718,184 |
| 1988 | (73,648) | (151,040) | (51,401) | (120,104) | 161,077 | (75,276) | (75,307) | 144,369 | 262,334 | (308,900) |
| 1989 | 65,216 | 63,382 | 120,925 | 73,037 | 2,778,880 | 119,559 | 36,660 | 2,952,046 | 5,955,356 | 12,610,055 |
| 1990 | 29,230 | 27,269 | 49,082 | 34,048 | 715,031 | 44,187 | 14,537 | 440,017 | 640,283 | 4,092,118 |
| 1991 | 32,195 | 30,146 | 55,119 | 34,144 | 423,235 | 50,345 | 12,116 | 353,596 | 774,129 | 1,890,989 |
| 1992 | 99,765 | 98,178 | 192,455 | 97,638 | 991,603 | 185,311 | 9,210 | 387,615 | 731,512 | 3,113,074 |
| 1993 | 70,131 | 63,247 | 118,440 | 80,530 | 687,462 | 109,792 | 38,960 | 942,211 | 857,038 | 3,265,681 |
| 1994 | 29,221 | 26,997 | 50,234 | 35,154 | 400,534 | 44,481 | 17,426 | 324,942 | 853,328 | 1,937,975 |
| 1995 | 32,487 | 25,516 | 49,885 | 41,733 | 524,524 | 48,740 | 29,125 | 450,952 | 628,941 | 2,373,574 |
| 1996 | 19,489 | 15,020 | 30,202 | 29,333 | 403,125 | 26,945 | 16,405 | 253,622 | 388,064 | 1,498,995 |
| 1997 | 30,890 | 25,368 | 48,767 | 40,900 | 451,910 | 47,815 | 29,878 | 809,848 | 481,458 | 2,144,699 |
| 1998 | 7,107 | 5,773 | 10,697 | 9,676 | 288,667 | 10,799 | 6,819 | 119,562 | 440,746 | 937,096 |
| 1999 | 17,022 | 13,362 | 34,410 | 31,539 | 260,623 | 24,634 | 14,826 | 264,538 | 361,516 | 1,124,225 |
| 2000 | 21,186 | 32,480 | 40,180 | 25,119 | 168,825 | 15,243 | 11,006 | 151,512 | 372,997 | 938,802 |
| 2001 | 14,471 | 22,325 | 34,995 | 8,027 | 71,645 | 4,537 | 3,988 | 66,918 | 167,694 | 477,837 |
| 2002 | 19,626 | 7,157 | 78,600 | 47,505 | 276,160 | 22,632 | 34,980 | 164,596 | 286,748 | 1,093,668 |
| 2003 | 9,280 | 8,935 | 18,115 | 15,308 | 136,433 | 6,671 | 9,686 | 110,492 | 159,978 | 535,484 |
| 2004 | 3,291 | 4,188 | 7,001 | 5,787 | 52,563 | 5,588 | 1,490 | 50,520 | 322,068 | 490,368 |
| 2005 | 6,332 | 12,579 | 6,307 | 6,354 | 21,617 | 12,567 | 44 | 9,079 | 43,887 | 170,299 |
| 2006 | 1,680 | 3,146 | 1,618 | 1,736 | 5,936 | 3,109 | 108 | 2,695 | 11,294 | 43,863 |
| 2007 | 11,909 | 23,818 | 11,909 | 11,910 | 40,392 | 23,818 | 1 | 16,745 | 82,675 | 284,166 |
| 2008 | 6,999 | 12,960 | 8,044 | 8,187 | 35,363 | 13,537 | 568 | 22,711 | 63,596 | 210,197 |
| 2009 | 8,661 | 16,743 | 9,057 | 9,223 | 34,427 | 16,975 | 302 | 17,919 | 66,302 | 216,862 |
| 2010 | 937 | 1,943 | 957 | 920 | 3,103 | 1,955 | (34) | 1,212 | 6,625 | 21,454 |
| 2011 | 1,753 | 3,487 | 1,747 | 1,758 | 40,339 | 3,484 | 10 | 13,658 | 134,210 | 222,531 |
| 2012 | 33,065 | 62,348 | 34,901 | 34,973 | 393,561 | 64,937 | 3,511 | 494,940 | 686,555 | 2,034,633 |
| 2013 | 196,084 | 263,911 | 240,567 | 240,749 | 1,246,859 | 349,608 | 127,458 | 1,544,197 | 1,678,853 | 6,979,091 |
| 2014 | 98,155 | 149,649 | 112,143 | 112,254 | 867,288 | 175,751 | 46,203 | 632,842 | 1,189,256 | 3,881,178 |
| 2015 | 80,934 | 97,658 | 101,657 | 109,082 | 825,914 | 119,583 | 58,535 | 671,279 | 829,782 | 3,301,185 |
| 2016 | 76,003 | 71,923 | 129,771 | 14,321,724 | 872,281 | 102,756 | 57,483 | 1,480,952 | 1,360,422 | 18,932,546 |
| 2017 | 61,329 | 73,222 | 78,798 | 269,883 | 1,347,243 | 83,885 | 42,447 | 812,819 | 975,124 | 4,069,912 |
| 2018 | 94,645 | 81,003 | 88,067 | 81,145 | 1,673,506 | 77,708 | 71,348 | 1,276,177 | 320,061 | 4,150,506 |
| 2019 | 666,764 | 1,093,378 | 884,576 | 382,646 | 3,405,532 | 265,711 | 171,033 | 819,301 | 1,346,250 | 14,008,865 |
| **2020** | **503,693** | **365,159** | **169,793** | **294,692** | **5,767,239** | **265,868** | **115,147** | **1,903,968** | **2,584,965** | **13,357,943** |
| 2021 | 924,056 | 1,798,640 | 731,815 | 1,269,448 | 7,497,029 | 1,232,095 | 500,895 | 5,227,729 | 9,318,603 | 33,235,830 |
| 2022 | 0 | 0 | 0 | 0 | 0 | 0 | 0 | 0 | 0 | 0 |
| 2023 | 0 | 0 | 0 | 0 | 0 | 0 | 0 | 0 | 0 | 0 |
| 2024 | 0 | 0 | 0 | 0 | 0 | 0 | 0 | 0 | 0 | 0 |
| 2025 | 0 | 0 | 0 | 0 | 0 | 0 | 0 | 0 | 0 | 0 |
| 2026 | 0 | 0 | 0 | 0 | 0 | 0 | 0 | 0 | 0 | 0 |
| 2027 | 0 | 0 | 0 | 0 | 0 | 0 | 0 | 0 | 0 | 0 |
| 2028 | 0 | 0 | 0 | 0 | 0 | 0 | 0 | 0 | 0 | 0 |
| 2029 | 0 | 0 | 0 | 0 | 0 | 0 | 0 | 0 | 0 | 0 |
| 2030 | 0 | 0 | 0 | 0 | 0 | 0 | 0 | 0 | 0 | 0 |
| 2031 | 0 | 0 | 0 | 0 | 0 | 0 | 0 | 0 | 0 | 0 |
| 2032 | 0 | 0 | 0 | 0 | 0 | 0 | 0 | 0 | 0 | 0 |
| 2033 | 0 | 0 | 0 | 0 | 0 | 0 | 0 | 0 | 0 | 0 |
| 2034 | 0 | 0 | 0 | 0 | 0 | 0 | 0 | 0 | 0 | 0 |
| 2035 | 0 | 0 | 0 | 0 | 0 | 0 | 0 | 0 | 0 | 0 |
| **TOTAL** | **15,351,814** | **15,361,657** | **10,979,158** | **33,295,414** | **90,257,338** | **11,913,163** | **8,378,050** | **61,879,508** | **96,294,177** | **393,931,077** |

## TABLE B-10 Capital Costs of Each Aqueduct Reach to be Reimbursed through Capital Cost Component of Transportation Charge (in dollars)

Sheet 5 of 8

| Calendar Year | CALIFORNIA AQUEDUCT (continued) | | | | | | | | | |
|---|---|---|---|---|---|---|---|---|---|---|
| | TEHACHAPI DIVISION | | | MOJAVE DIVISION | | | | | | |
| | Reach 17E | Reach 17F | Subtotal | Reach 18A | Reach 19 | Reach 19C | Reach 20A | Reach 20B | Reach 21 | Reach 22A |
| | [40] | [41] | [42] | [43] | [44] | [45] | [46] | [47] | [48] | [49] |
| 1952 | 9,703 | 4,072 | 13,775 | 4,090 | 1,520 | 0 | 2,561 | 892 | 5,788 | 35 |
| 1953 | 31,337 | 13,284 | 44,621 | 12,610 | 4,685 | 0 | 7,246 | 3,402 | 17,846 | 71 |
| 1954 | 46,243 | 20,010 | 66,253 | 16,642 | 6,184 | 0 | 9,506 | 4,548 | 23,558 | 369 |
| 1955 | 25,880 | 11,362 | 37,242 | 5,612 | 2,086 | 0 | 2,529 | 2,213 | 7,947 | 178 |
| 1956 | 47,487 | 17,609 | 65,096 | 6,038 | 2,244 | 0 | 2,440 | 2,655 | 8,542 | 216 |
| 1957 | 119,673 | 49,130 | 168,803 | 22,348 | 8,304 | 0 | 9,035 | 9,826 | 31,616 | 800 |
| 1958 | 164,056 | 72,091 | 236,147 | 37,917 | 14,166 | 123 | 15,391 | 16,752 | 53,569 | 1,397 |
| 1959 | 151,389 | 57,883 | 209,272 | 38,620 | 23,450 | 1,102 | 23,605 | 18,604 | 56,724 | 1,844 |
| 1960 | 203,222 | 45,323 | 248,545 | 21,356 | 26,093 | 5,318 | 40,523 | 37,179 | 43,893 | 11,029 |
| 1961 | 387,819 | 85,558 | 473,377 | 35,664 | 32,281 | 2,262 | 34,918 | 37,102 | 21,532 | 14,517 |
| 1962 | 353,119 | 82,610 | 435,729 | 68,508 | 266,284 | 1,841 | 10,323 | 10,730 | 8,197 | 4,186 |
| 1963 | 1,191,633 | 124,757 | 1,316,390 | 37,379 | 435,881 | 4,137 | 39,706 | 40,865 | 26,670 | 17,081 |
| 1964 | 1,866,000 | 775,005 | 2,641,005 | 95,693 | 706,369 | 8,564 | 43,342 | 71,116 | 33,912 | 22,793 |
| 1965 | 2,574,824 | 2,284,869 | 4,859,693 | 121,060 | 716,092 | 9,156 | 108,519 | 343,506 | 91,095 | 65,689 |
| 1966 | 5,537,412 | 9,323,517 | 14,860,929 | 366,116 | 1,644,699 | 13,373 | 159,282 | 1,311,628 | 160,388 | 178,538 |
| 1967 | 26,239,390 | 12,398,708 | 38,638,098 | 1,312,022 | 903,880 | 24,103 | 645,078 | 1,718,942 | 498,257 | 367,961 |
| 1968 | 33,363,479 | 7,416,464 | 40,779,943 | 136,804 | 7,109,653 | 71,388 | 1,889,601 | 2,291,691 | 1,141,929 | 1,145,768 |
| 1969 | 40,368,425 | 6,883,206 | 47,251,631 | 213,805 | 2,465,641 | 7,423 | 5,939,151 | 5,626,284 | 2,358,737 | 1,515,147 |
| 1970 | 35,446,706 | 6,786,231 | 42,232,937 | 2,211,077 | 1,210,665 | 6,217 | 3,652,478 | 5,304,372 | 3,232,911 | 2,081,810 |
| 1971 | 20,141,395 | 6,835,303 | 26,976,698 | 1,496,843 | 284,738 | 6,994 | 1,074,759 | 1,091,123 | 825,070 | 432,464 |
| 1972 | 10,002,935 | 34,791 | 10,037,726 | 129,417 | 409,903 | 3,620 | 471,963 | 635,507 | 484,772 | 324,865 |
| 1973 | 3,090,140 | 36,207 | 3,126,347 | 23,931 | 75,638 | 2,539 | 88,416 | 83,840 | 63,774 | 36,179 |
| 1974 | 4,798,348 | 152,494 | 4,950,842 | 28,399 | 205,581 | 2,703 | 138,673 | 118,639 | 103,545 | 54,198 |
| 1975 | 2,144,178 | 411,404 | 2,555,582 | 44,774 | 70,652 | 5,066 | 68,157 | 169,294 | 167,240 | 19,453 |
| 1976 | 1,124,357 | 174,629 | 1,298,986 | 121,043 | 84,593 | 6,786 | 59,967 | 102,909 | 44,896 | 24,732 |
| 1977 | 655,047 | 31,512 | 686,559 | 261,400 | 133,767 | 7,521 | 117,878 | 120,160 | 71,389 | 49,445 |
| 1978 | 1,900,843 | 27,956 | 1,928,799 | 553,014 | 57,150 | 5,872 | 51,615 | 68,838 | 32,855 | 18,183 |
| 1979 | 2,099,385 | 61,381 | 2,160,766 | 626,615 | 339,536 | 10,831 | 37,085 | 36,225 | 18,948 | 10,675 |
| 1980 | 17,433,610 | 6,046 | 17,439,656 | 1,130,429 | 1,073,430 | 3,604 | 308,188 | 284,545 | 133,526 | 121,171 |
| 1981 | (3,848,206) | 6,908 | (3,841,298) | 1,218,824 | 845,702 | 4,498 | 48,625 | 32,214 | 13,223 | 6,466 |
| 1982 | 11,370,112 | 6,054 | 11,376,166 | 6,968,683 | 746,900 | 3,920 | 33,869 | 77,988 | 13,158 | 14,459 |
| 1983 | 8,862,914 | 8,269 | 8,871,183 | 10,909,386 | 64,660 | 2,596 | 40,793 | 58,714 | 25,900 | 10,363 |
| 1984 | 3,227,937 | 31,701 | 3,259,638 | 8,340,371 | 309,491 | 3,124 | 17,505 | 35,378 | 845,423 | 6,052 |
| 1985 | 1,926,289 | 10,460 | 1,936,749 | 5,264,156 | 227,986 | 3,885 | 68,422 | (232,549) | (481,017) | 1,945,477 |
| 1986 | 1,381,955 | 33,788 | 1,415,743 | 2,049,111 | 2,069,663 | 4,261 | 2,331,707 | (2,046,222) | (1,334,975) | 3,260,280 |
| 1987 | 671,183 | 13,807 | 684,990 | 1,347,722 | (6,453) | 4,684 | 562,540 | (344,829) | 55,519 | 64,264 |
| 1988 | 1,408,760 | (49,734) | 1,359,026 | 847,954 | (104,961) | 13,409 | (159,892) | (147,290) | (70,564) | 351,489 |
| 1989 | 504,715 | 64,660 | 569,375 | 376,980 | 207,150 | 50,953 | 31,173 | 60,657 | 30,217 | 534,658 |
| 1990 | 783,219 | 25,218 | 808,437 | 202,065 | (402,573) | 61,192 | (637,062) | (403,413) | (635,623) | (97,841) |
| 1991 | 691,578 | 33,405 | 724,983 | 273,021 | 22,218 | 81,545 | (188,732) | (18,809) | (147,369) | (17,234) |
| 1992 | 741,986 | 24,369 | 766,355 | 620,962 | 384,568 | 86,644 | 225,398 | 338,098 | (263,897) | 75,210 |
| 1993 | 1,223,402 | 35,370 | 1,258,772 | 1,131,166 | 248,287 | 72,746 | 110,869 | 180,598 | 133,941 | 49,144 |
| 1994 | 806,213 | 16,681 | 822,894 | 998,126 | 164,096 | 60,147 | 51,340 | 114,273 | 65,260 | 26,546 |
| 1995 | 1,538,497 | 19,443 | 1,557,940 | 390,433 | 157,481 | 45,990 | 92,925 | 121,499 | 66,503 | 30,918 |
| 1996 | 2,571,039 | 10,797 | 2,581,836 | 91,593 | 69,281 | 22,188 | 35,656 | 48,699 | 44,953 | 17,787 |
| 1997 | 1,009,249 | 18,265 | 1,027,514 | 135,402 | 92,607 | 13,590 | 65,433 | 39,973 | 55,881 | 27,865 |
| 1998 | 925,574 | 6,843 | 932,417 | 47,486 | 36,170 | 4,164 | 29,900 | 27,626 | 20,285 | 12,816 |
| 1999 | 662,144 | 12,166 | 674,310 | 113,232 | 49,150 | 5,329 | 171,935 | 58,392 | 37,660 | 17,874 |
| 2000 | 408,352 | 14,333 | 422,685 | 120,267 | 90,145 | 936 | 83,478 | 75,230 | 44,857 | 20,181 |
| 2001 | 266,815 | 10,891 | 277,706 | 65,580 | 186,973 | 2,223 | 343,775 | 121,907 | 77,799 | 54,526 |
| 2002 | 247,986 | 9,586 | 257,572 | 35,787 | (139,334) | 1,374 | (111,675) | (82,663) | (7,369) | (43,431) |
| 2003 | 189,022 | 12,339 | 201,361 | 84,434 | (19,049) | 0 | (11,367) | (7,564) | (3,238) | (3,009) |
| 2004 | 372,622 | 4,637 | 377,259 | 19,723 | 17,430 | 0 | 18,763 | 12,619 | 13,744 | 5,414 |
| 2005 | 2,264,602 | 6,587 | 2,271,188 | 27,020 | 18,910 | 0 | 25,134 | 18,874 | 25,074 | 6,335 |
| 2006 | 5,855,349 | 2,353 | 5,857,702 | 7,062 | 4,978 | 0 | 6,373 | 4,511 | 5,983 | 1,500 |
| 2007 | 3,829,554 | 11,915 | 3,841,469 | 49,382 | 35,729 | 0 | 47,637 | 35,725 | 47,634 | 11,908 |
| 2008 | 640,715 | 7,591 | 648,306 | 20,474 | 19,644 | 0 | 28,901 | 19,526 | 25,456 | 6,477 |
| 2009 | 9,982,682 | 9,158 | 9,991,840 | 22,893 | 25,186 | 0 | 33,292 | 24,677 | 32,865 | 8,223 |
| 2010 | 11,125,921 | 725 | 11,126,646 | 24,906 | 2,833 | 0 | 3,861 | 2,980 | 3,984 | 994 |
| 2011 | 4,980,108 | 1,812 | 4,981,920 | 4,507 | 5,253 | 0 | 6,981 | 5,212 | 6,947 | 1,737 |
| 2012 | 875,243 | 32,877 | 908,120 | 95,936 | 114,523 | 0 | 152,679 | 114,484 | 152,651 | 38,158 |
| 2013 | 704,335 | 156,471 | 860,806 | 234,199 | 314,887 | 0 | 419,827 | 314,845 | 419,785 | 104,949 |
| 2014 | 3,010,683 | 79,990 | 3,090,674 | 1,077,259 | 203,219 | 0 | 270,945 | 203,188 | 270,922 | 67,726 |
| 2015 | 9,052,843 | 37,215 | 9,090,057 | 708,309 | 91,309 | 0 | 1,520,944 | 91,309 | 121,745 | 30,436 |
| 2016 | 3,269,487 | 22,186 | 3,291,674 | 110,663 | 35,846 | 0 | 641,765 | 30,678 | 38,755 | 11,825 |
| 2017 | 2,659,274 | 26,791 | 2,686,064 | 259,599 | 56,571 | 0 | 57,238 | 52,359 | 69,053 | 18,770 |
| 2018 | 5,461,172 | 18,630 | 5,479,802 | 539,133 | 23,056 | 0 | 29,293 | 14,238 | 17,393 | 7,504 |
| 2019 | 2,008,367 | 3,564,175 | 5,572,542 | 353,937 | 341,761 | 0 | 492,090 | 316,664 | 410,188 | 113,756 |
| **2020** | **6,994,829** | **16,754** | **7,011,583** | **536,654** | **135,904** | **0** | **257,832** | **124,814** | **149,894** | **45,755** |
| 2021 | 17,360,535 | 191,733 | 17,552,268 | 470,011 | 231,620 | 0 | 491,455 | 240,687 | 284,067 | 80,800 |
| 2022 | 0 | 0 | 0 | 0 | 0 | 0 | 0 | 0 | 0 | 0 |
| 2023 | 0 | 0 | 0 | 0 | 0 | 0 | 0 | 0 | 0 | 0 |
| 2024 | 0 | 0 | 0 | 0 | 0 | 0 | 0 | 0 | 0 | 0 |
| 2025 | 0 | 0 | 0 | 0 | 0 | 0 | 0 | 0 | 0 | 0 |
| 2026 | 0 | 0 | 0 | 0 | 0 | 0 | 0 | 0 | 0 | 0 |
| 2027 | 0 | 0 | 0 | 0 | 0 | 0 | 0 | 0 | 0 | 0 |
| 2028 | 0 | 0 | 0 | 0 | 0 | 0 | 0 | 0 | 0 | 0 |
| 2029 | 0 | 0 | 0 | 0 | 0 | 0 | 0 | 0 | 0 | 0 |
| 2030 | 0 | 0 | 0 | 0 | 0 | 0 | 0 | 0 | 0 | 0 |
| 2031 | 0 | 0 | 0 | 0 | 0 | 0 | 0 | 0 | 0 | 0 |
| 2032 | 0 | 0 | 0 | 0 | 0 | 0 | 0 | 0 | 0 | 0 |
| 2033 | 0 | 0 | 0 | 0 | 0 | 0 | 0 | 0 | 0 | 0 |
| 2034 | 0 | 0 | 0 | 0 | 0 | 0 | 0 | 0 | 0 | 0 |
| 2035 | 0 | 0 | 0 | 0 | 0 | 0 | 0 | 0 | 0 | 0 |
| **TOTAL** | **339,537,091** | **58,790,631** | **398,327,721** | **55,373,634** | **25,293,978** | **759,941** | **22,793,560** | **19,298,683** | **10,451,791** | **13,447,919** |

## TABLE B-10 Capital Costs of Each Aqueduct Reach to be Reimbursed through Capital Cost Component of Transportation Charge (in dollars)



| Calendar Year | CALIFORNIA AQUEDUCT (continued) | | | | | | | | | |
|---|---|---|---|---|---|---|---|---|---|---|
| | MOJAVE DIVISION (continued) | | | | SANTA ANA DIVISION | | | | | |
| | Reach 22B | Reach 23 | Reach 24 | Subtotal | Reach 25 | Reach 26A | Reach 28G[a] | Reach 28H | Reach 28J | Subtotal |
| | [50] | [51] | [52] | [53] | [54] | [55] | [56] | [57] | [58] | [59] |
| 1952 | 2,013 | 2,074 | 2,413 | 21,386 | 3,334 | 5,599 | 4,785 | 4,055 | 3,020 | 20,793 |
| 1953 | 5,752 | 6,886 | 7,438 | 65,936 | 10,275 | 17,264 | 15,580 | 11,511 | 9,476 | 64,106 |
| 1954 | 8,560 | 7,849 | 9,820 | 87,036 | 13,566 | 22,790 | 18,015 | 18,100 | 12,160 | 84,631 |
| 1955 | 2,754 | 2,725 | 3,313 | 29,357 | 4,575 | 7,687 | 6,052 | 6,081 | 4,151 | 28,546 |
| 1956 | 2,905 | 2,961 | 3,561 | 31,562 | 4,917 | 8,264 | 6,496 | 6,525 | 4,480 | 30,682 |
| 1957 | 10,757 | 10,962 | 13,177 | 116,825 | 18,205 | 30,586 | 24,044 | 24,156 | 16,585 | 113,576 |
| 1958 | 18,717 | 18,578 | 22,627 | 199,237 | 31,001 | 52,019 | 40,844 | 41,033 | 28,470 | 193,367 |
| 1959 | 25,421 | 20,372 | 45,646 | 255,388 | 39,325 | 58,137 | 45,746 | 45,946 | 44,331 | 233,485 |
| 1960 | 136,751 | 17,152 | 109,816 | 449,110 | 65,655 | 93,700 | 59,102 | 58,548 | 118,969 | 395,974 |
| 1961 | 215,859 | 9,546 | 373,473 | 777,154 | 26,979 | 56,734 | 32,226 | 34,382 | 674,787 | 825,108 |
| 1962 | 164,168 | 4,336 | 279,421 | 817,994 | 9,964 | 36,235 | 21,383 | 20,530 | 47,484 | 135,596 |
| 1963 | 237,695 | 7,228 | 358,503 | 1,205,145 | 31,013 | 112,271 | 43,884 | 41,698 | 1,506,440 | 1,735,306 |
| 1964 | 262,996 | 6,863 | 244,003 | 1,495,651 | 69,669 | 202,642 | 89,710 | 45,762 | 98,569 | 506,352 |
| 1965 | 827,655 | 11,836 | 621,566 | 2,916,174 | 279,237 | 206,356 | 96,956 | 76,899 | 146,095 | 805,543 |
| 1966 | 1,746,245 | 31,078 | 1,018,628 | 6,629,975 | 415,066 | 364,004 | 170,878 | 308,756 | 589,107 | 1,847,811 |
| 1967 | 3,146,128 | 62,135 | 2,331,106 | 11,009,612 | 3,184,296 | 638,539 | 233,968 | 283,126 | 987,832 | 5,327,761 |
| 1968 | 4,588,850 | 102,207 | 2,600,293 | 21,078,184 | 8,264,126 | 1,268,194 | 871,337 | 266,295 | 780,587 | 11,450,539 |
| 1969 | 7,750,478 | 260,659 | 11,131,406 | 37,268,731 | 6,807,783 | 1,768,456 | 1,117,873 | 1,444,654 | 756,442 | 11,895,208 |
| 1970 | 23,451,612 | 1,240,798 | 16,885,193 | 59,277,133 | 2,169,051 | 7,229,429 | 1,843,621 | 1,013,468 | 2,829,523 | 15,085,092 |
| 1971 | 16,772,680 | 1,922,115 | 5,385,721 | 29,292,507 | 1,135,248 | 9,811,736 | 16,095,702 | 6,401,303 | 12,111,623 | 45,555,612 |
| 1972 | 3,788,894 | 48,049 | 788,479 | 7,085,469 | 1,095,740 | 5,528,987 | 1,537,880 | 11,960,791 | 21,542,747 | 41,666,145 |
| 1973 | 1,623,274 | 24,333 | 4,225,877 | 6,247,801 | 136,994 | 1,810,729 | 209,664 | 247,769 | 3,673,344 | 6,078,500 |
| 1974 | 5,699,605 | 130,567 | 766,562 | 7,248,472 | 68,180 | 1,922,999 | 162,178 | 101,638 | 1,980,991 | 4,235,986 |
| 1975 | 4,793,580 | 19,467 | 373,783 | 5,731,466 | 166,653 | 3,787,797 | 157,365 | 124,399 | 1,626,274 | 5,862,488 |
| 1976 | 3,103,916 | 84,188 | 204,705 | 3,837,735 | 475,176 | 1,494,750 | 178,287 | 118,748 | 1,497,465 | 3,764,426 |
| 1977 | 1,654,122 | 60,112 | 232,230 | 2,708,024 | 76,255 | 776,085 | 127,106 | 89,036 | 323,091 | 1,391,573 |
| 1978 | 677,448 | 36,484 | 210,198 | 1,711,657 | 57,463 | 131,076 | 147,112 | 153,867 | 347,482 | 837,000 |
| 1979 | 560,506 | 10,634 | 103,615 | 1,754,670 | 29,960 | 80,482 | 29,723 | 19,225 | 225,947 | 385,337 |
| 1980 | 2,239,224 | 60,229 | 559,963 | 5,914,309 | 31,462 | 181,638 | 137,833 | 154,821 | 1,077,900 | 1,583,654 |
| 1981 | (774,614) | 138,917 | 203,941 | 1,737,796 | 5,864 | 69,031 | 28,815 | 22,654 | 61,349 | 187,713 |
| 1982 | 432,274 | 346,905 | 79,819 | 8,717,975 | 9,224 | 159,280 | 16,069 | 58,900 | 55,841 | 299,314 |
| 1983 | 451,428 | 2,029,405 | 58,989 | 13,652,234 | 4,304 | 528,764 | 18,213 | 89,581 | (264,804) | 376,058 |
| 1984 | (83,811) | 1,290,740 | 34,764 | 10,799,037 | 3,850 | 270,455 | 14,462 | 12,259 | 49,547 | 350,573 |
| 1985 | 608,583 | 966,160 | 51,634 | 8,422,737 | 5,555 | 62,571 | 17,816 | 11,481 | 54,070 | 151,493 |
| 1986 | 1,097,122 | 230,510 | 51,994 | 7,713,451 | 9,927 | 114,561 | 31,564 | 25,037 | 86,794 | 267,883 |
| 1987 | 3,631,282 | 146,850 | 91,223 | 5,552,802 | 4,908 | 27,208 | 17,141 | 8,005 | 45,528 | 102,790 |
| 1988 | 552,546 | 558,557 | 197,761 | 2,039,009 | 7,358 | 161,957 | 41,892 | 21,113 | 90,784 | 323,104 |
| 1989 | 4,161,037 | 1,496,776 | 433,072 | 7,382,673 | 8,092 | (2,297,399) | 28,708 | 12,619 | 51,556 | (2,196,424) |
| 1990 | 8,794,258 | 1,394,698 | 344,367 | 8,620,068 | 176,854 | (1,657,576) | 27,478 | 12,817 | 55,408 | (1,385,019) |
| 1991 | 7,985,326 | 3,624,824 | 139,105 | 11,753,895 | 202,286 | (1,316,160) | 142,139 | 15,524 | 62,794 | (893,417) |
| 1992 | 4,849,560 | 8,364,426 | 127,829 | 14,808,798 | 333,934 | (1,878,502) | 34,185 | 13,422 | 69,479 | (1,427,482) |
| 1993 | 2,094,764 | 15,390,366 | 159,211 | 19,571,092 | 1,506,787 | 3,979,221 | 44,300 | 27,047 | 162,854 | 5,720,209 |
| 1994 | 933,021 | 8,082,401 | 81,869 | 10,577,079 | 2,104,588 | 2,493,097 | 16,351 | 11,673 | 54,581 | 4,680,290 |
| 1995 | 1,096,953 | 5,924,175 | 123,653 | 8,050,530 | 3,310,564 | 500,791 | 35,402 | 28,202 | 164,254 | 4,039,213 |
| 1996 | 1,736,686 | 2,181,669 | 96,339 | 4,344,851 | 19,019,751 | (100,474) | 76,723 | 73,629 | 344,747 | 19,414,376 |
| 1997 | 809,666 | (342,563) | 102,390 | 1,000,244 | 7,645,602 | (662,524) | 50,662 | 20,720 | 268,293 | 7,322,753 |
| 1998 | 273,139 | 3,392,776 | 36,135 | 3,880,497 | 993,619 | 1,613,505 | 10,268 | 8,970 | 479,138 | 3,105,500 |
| 1999 | 1,006,721 | 2,208,657 | 123,472 | 3,792,421 | 224,119 | 843,638 | 84,683 | 45,293 | 324,223 | 1,521,955 |
| 2000 | 724,837 | 1,251,684 | 83,871 | 2,495,486 | 129,156 | 1,285,637 | 64,095 | 41,331 | 114,224 | 1,634,443 |
| 2001 | 550,843 | 342,964 | 26,780 | 1,773,369 | 73,031 | 447,282 | 20,193 | 13,635 | 88,656 | 642,797 |
| 2002 | 270,386 | 269,139 | 71,793 | 264,008 | 54,815 | 1,753,554 | 53,787 | 12,619 | 196,949 | 2,071,724 |
| 2003 | 382,025 | 146,659 | 30,255 | 599,147 | 86,731 | 350,997 | 1,096,665 | 2,482,179 | 179,466 | 4,196,038 |
| 2004 | 262,810 | 48,570 | 12,285 | 411,358 | 13,577 | 275,709 | 1,736,308 | 856,587 | 24,559 | 2,906,739 |
| 2005 | 62,967 | 104,838 | 144,149 | 433,303 | 16,962 | 120,279 | 2,049,655 | 410,021 | 270,894 | 2,867,810 |
| 2006 | 15,163 | 294,318 | 577,859 | 917,747 | 21,932 | 16,665 | 2,302,259 | 406,071 | 2,544,382 | 5,291,309 |
| 2007 | 151,063 | 919,040 | 69,935 | 1,368,052 | 12,905 | 55,918 | (246) | 1,099,958 | 3,664,344 | 4,832,879 |
| 2008 | 346,638 | 3,113,899 | 2,019,852 | 5,600,869 | 2,481 | 82,555 | 835,530 | 899,508 | 682,829 | 2,502,902 |
| 2009 | 940,063 | 448,123 | 1,834,293 | 3,369,615 | 2,907 | 260,913 | 4,202,482 | 976,816 | 2,819,007 | 8,262,125 |
| 2010 | 2,207,072 | 26,729 | 1,373,244 | 3,646,603 | (15) | 119,952 | 43,378 | 930,155 | 3,865,713 | 4,959,184 |
| 2011 | 5,924,592 | 6,284 | 99,888 | 6,061,401 | 4 | 35,402 | 1,173,977 | 571 | 1,955,675 | 3,165,630 |
| 2012 | 10,149,651 | 95,175 | 28,760 | 10,942,016 | 8,715 | 477,006 | 2,750,751 | 214,702 | 2,760,048 | 6,211,222 |
| 2013 | 6,331,413 | 334,524 | 74,035 | 8,548,463 | 36,624 | 1,113,282 | 3,313,512 | 1,342,565 | 6,139,955 | 11,945,937 |
| 2014 | 2,576,361 | 184,199 | 28,491 | 4,882,310 | 15,952 | 2,420,591 | 79,084 | 64,672 | 3,933,527 | 6,513,827 |
| 2015 | 1,890,532 | 120,722 | 15,298 | 4,590,604 | 10,156 | 1,200,361 | 19,721 | 20,406 | 20,412,533 | 21,663,177 |
| 2016 | 678,408 | 162,124 | 14,072 | 1,724,136 | 1,685 | 994,199 | 5,407 | 3,186 | 40,378,169 | 41,382,646 |
| 2017 | 797,721 | (245,792) | 8,746 | 1,074,264 | 130,932 | (270,389) | 3,447 | 1,513 | 19,544,309 | 19,409,812 |
| 2018 | 465,948 | 1,304,760 | 205,060 | 2,606,384 | 202,596 | 2,513,291 | 7,216 | 3,168 | 10,128,870 | 12,855,140 |
| 2019 | 1,527,133 | 397,835 | 3,338,755 | 7,292,117 | 777,370 | 3,480,686 | 169,397 | 217,448 | 12,340,233 | 16,985,133 |
| **2020** | **1,190,094** | **1,183,415** | **1,406,360** | **5,030,721** | **20,376** | **2,069,398** | **31,322** | **139,813** | **17,128,532** | **19,389,440** |
| 2021 | 2,831,095 | 807,549 | 1,734,606 | 7,171,889 | 34,044 | 2,832,250 | 137,459 | 6,416,353 | 34,176,078 | 43,596,183 |
| 2022 | 0 | 0 | 0 | 0 | 0 | 0 | 0 | 0 | 0 | 0 |
| 2023 | 0 | 0 | 0 | 0 | 0 | 0 | 0 | 0 | 0 | 0 |
| 2024 | 0 | 0 | 0 | 0 | 0 | 0 | 0 | 0 | 0 | 0 |
| 2025 | 0 | 0 | 0 | 0 | 0 | 0 | 0 | 0 | 0 | 0 |
| 2026 | 0 | 0 | 0 | 0 | 0 | 0 | 0 | 0 | 0 | 0 |
| 2027 | 0 | 0 | 0 | 0 | 0 | 0 | 0 | 0 | 0 | 0 |
| 2028 | 0 | 0 | 0 | 0 | 0 | 0 | 0 | 0 | 0 | 0 |
| 2029 | 0 | 0 | 0 | 0 | 0 | 0 | 0 | 0 | 0 | 0 |
| 2030 | 0 | 0 | 0 | 0 | 0 | 0 | 0 | 0 | 0 | 0 |
| 2031 | 0 | 0 | 0 | 0 | 0 | 0 | 0 | 0 | 0 | 0 |
| 2032 | 0 | 0 | 0 | 0 | 0 | 0 | 0 | 0 | 0 | 0 |
| 2033 | 0 | 0 | 0 | 0 | 0 | 0 | 0 | 0 | 0 | 0 |
| 2034 | 0 | 0 | 0 | 0 | 0 | 0 | 0 | 0 | 0 | 0 |
| 2035 | 0 | 0 | 0 | 0 | 0 | 0 | 0 | 0 | 0 | 0 |
| **TOTAL** | **163,451,322** | **72,965,431** | **64,648,492** | **448,484,751** | **61,951,289** | **62,252,167** | **44,357,619** | **40,195,345** | **238,630,756** | **447,387,177** |

[a] Includes excess capacity costs (not shown in Table B-9) allocated to Metropolitan in the following years and repaid under Article 24(c) of its contract: 1970 - $362,000; 1971 - $6,198,000; 1972 - $139,000.

## TABLE B-10 Capital Costs of Each Aqueduct Reach to be Reimbursed through Capital Cost Component of Transportation Charge (in dollars)

Sheet 7 of 8

| Calendar Year | CALIFORNIA AQUEDUCT (continued) | | | | | | | | | |
|---|---|---|---|---|---|---|---|---|---|---|
| | WEST BRANCH | | | | | | | COASTAL BRANCH | | |
| | Reach 29A | Reach 29F | Reach 29G | Reach 29H | Reach 29J | Reach 30 | Subtotal | Reach 31A | Reach 33A | Reach 33B |
| | [60] | [61] | [62] | [63] | [64] | [65] | [66] | [67] | [68] | [69] |
| 1952 | 2,924 | 136 | 175 | 459 | 553 | 1,408 | 5,655 | 0 | 0 | 0 |
| 1953 | 9,093 | 344 | 237 | 1,754 | 1,683 | 4,346 | 17,457 | 0 | 0 | 0 |
| 1954 | 7,389 | 1,201 | 2,229 | 2,350 | 4,162 | 5,743 | 23,074 | 0 | 0 | 0 |
| 1955 | 1,019 | 585 | 1,086 | 1,147 | 2,029 | 1,943 | 7,809 | 0 | 0 | 0 |
| 1956 | 490 | 698 | 1,297 | 1,366 | 2,420 | 2,077 | 8,348 | 0 | 0 | 0 |
| 1957 | 1,809 | 2,583 | 4,792 | 5,057 | 8,952 | 7,684 | 30,877 | 0 | 0 | 0 |
| 1958 | 3,256 | 4,516 | 8,714 | 8,878 | 15,847 | 13,931 | 55,142 | 0 | 0 | 0 |
| 1959 | 7,953 | 9,150 | 19,414 | 18,243 | 35,583 | 44,384 | 134,727 | 28,046 | 49,114 | 0 |
| 1960 | 21,753 | 14,990 | 34,447 | 29,764 | 69,752 | 84,703 | 255,409 | 34,404 | 70,450 | 0 |
| 1961 | 22,442 | 12,775 | 21,559 | 20,086 | 39,761 | 123,330 | 239,953 | 13,801 | 17,868 | 0 |
| 1962 | 40,237 | 28,729 | 86,938 | 58,215 | 108,962 | 348,366 | 671,447 | 10,121 | 7,798 | 0 |
| 1963 | 91,959 | 69,162 | 163,347 | 110,015 | 211,592 | 521,491 | 1,167,566 | 20,470 | 14,299 | 0 |
| 1964 | 150,670 | 66,420 | 207,977 | 143,340 | 291,404 | 1,372,464 | 2,232,275 | 315,418 | 26,963 | 0 |
| 1965 | 361,811 | 77,914 | 403,115 | 127,430 | 589,638 | 3,383,950 | 4,943,858 | 747,023 | 36,178 | 0 |
| 1966 | 489,512 | 203,497 | 1,233,640 | 348,918 | 3,231,797 | 9,364,753 | 14,872,117 | 2,258,915 | 35,864 | 0 |
| 1967 | 1,589,715 | 882,096 | 1,117,243 | 891,607 | 31,088,491 | 17,618,827 | 53,187,979 | 6,310,419 | 38,331 | 0 |
| 1968 | 3,899,363 | 300,921 | 396,190 | 1,104,832 | 36,157,768 | 15,736,691 | 57,595,765 | 2,707,580 | 30,784 | 0 |
| 1969 | 6,592,580 | 336,480 | 693,348 | 1,184,454 | 9,655,871 | 16,228,175 | 34,690,908 | 423,797 | 26,549 | 0 |
| 1970 | 7,986,733 | 6,089,401 | 2,624,747 | 3,002,968 | 8,463,475 | 22,330,328 | 50,497,652 | 269,194 | 24,368 | 0 |
| 1971 | 4,247,037 | 3,768,699 | 1,120,231 | 8,244,651 | 5,844,024 | 16,890,503 | 40,115,145 | 164,446 | 32,230 | 0 |
| 1972 | 1,871,831 | 426,932 | 985,512 | 18,787,722 | (23,015,734) | 3,818,001 | 2,874,264 | 131,332 | 17,601 | 0 |
| 1973 | 775,824 | 168,064 | 399,856 | 9,408,706 | 1,821,206 | 13,426,222 | 25,999,878 | 182,493 | 16,154 | 0 |
| 1974 | 560,657 | 168,878 | 169,717 | 3,901,261 | (3,454,239) | 2,988,318 | 4,334,592 | 190,866 | 18,799 | 0 |
| 1975 | 353,670 | 421,176 | 925,693 | 664,113 | 609,891 | 1,808,235 | 4,782,778 | 64,582 | 36,012 | 0 |
| 1976 | 396,809 | 650,417 | 1,274,484 | 706,244 | 650,209 | 1,253,067 | 4,931,230 | 198,266 | 68,898 | 0 |
| 1977 | 390,637 | 3,018,637 | 2,152,961 | 196,012 | 1,135,148 | 345,023 | 7,238,418 | 918,473 | 81,305 | 0 |
| 1978 | 1,427,190 | 2,219,135 | 6,694,615 | 57,817 | 149,932 | 763,445 | 11,312,134 | 52,994 | 83,300 | 0 |
| 1979 | 940,013 | 2,168,382 | 19,813,742 | 597,858 | 331,313 | 282,145 | 24,133,453 | 38,182 | 108,951 | 0 |
| 1980 | 1,276,793 | 4,108,143 | 24,537,814 | 550,337 | 204,751 | 2,055,206 | 32,733,044 | 189,070 | 376,036 | 0 |
| 1981 | (711,751) | 2,699,873 | 19,806,531 | 94,944 | 28,852 | 275,460 | 22,193,909 | 19,897 | (157,537) | 0 |
| 1982 | (465,217) | 351,251 | 17,964,617 | 215,678 | 42,587 | 351,376 | 18,460,292 | (16,381) | (96,449) | 0 |
| 1983 | 100,394 | 180,971 | 6,751,649 | 220,029 | 24,295 | 566,545 | 7,843,883 | 85,496 | 67,106 | 0 |
| 1984 | 71,759 | 68,930 | 2,870,259 | 335,942 | 17,285 | 1,118,954 | 4,483,129 | 28,568 | 54,074 | 0 |
| 1985 | 142,244 | 25,386 | 2,126,670 | 102,366 | 21,971 | 284,243 | 2,702,880 | 36,834 | 54,314 | 0 |
| 1986 | 133,914 | 62,294 | 274,660 | 141,894 | 36,149 | 213,353 | 862,264 | 82,358 | 223,134 | 0 |
| 1987 | 13,936 | 453,949 | 711,773 | 192,511 | 27,931 | 158,313 | 1,558,413 | 53,817 | 1,061,939 | 0 |
| 1988 | 427,544 | 118,010 | 1,660,959 | 203,130 | 95,930 | 222,068 | 2,727,641 | 183,853 | 1,141,272 | 0 |
| 1989 | 207,067 | 430,662 | 584,186 | 241,811 | 97,472 | 148,674 | 1,709,872 | 84,678 | 893,765 | 0 |
| 1990 | 197,428 | 355,480 | 386,882 | 813,211 | 54,269 | 119,438 | 1,926,708 | 133,868 | 1,100,167 | 0 |
| 1991 | 219,321 | 344,386 | 453,336 | 1,132,520 | 55,176 | 229,315 | 2,434,054 | 164,610 | 1,635,283 | 0 |
| 1992 | 541,026 | 295,312 | 464,421 | 4,402,524 | 47,182 | 206,495 | 5,956,960 | 183,240 | 1,220,510 | 1,495,646 |
| 1993 | 464,987 | 320,182 | 643,189 | 3,361,457 | 74,198 | 296,349 | 5,160,362 | 344,928 | 5,274,657 | 5,052,431 |
| 1994 | 203,666 | 231,527 | 362,717 | 306,148 | 33,758 | 168,426 | 1,306,242 | 282,150 | 15,905,886 | 21,341,196 |
| 1995 | 344,358 | 392,647 | 536,253 | 468,656 | 34,007 | 304,983 | 2,080,904 | 1,196,326 | 45,172,271 | 62,947,362 |
| 1996 | 150,901 | 161,394 | 427,223 | 203,201 | 15,357 | 98,522 | 1,056,598 | 948,730 | 42,987,442 | 54,300,990 |
| 1997 | 298,002 | 71,310 | 432,940 | 276,180 | 50,095 | 233,956 | 1,362,483 | 562,583 | 11,209,633 | 13,893,576 |
| 1998 | 346,973 | 21,003 | 2,028,979 | 181,951 | 49,377 | 67,874 | 2,696,157 | 248,671 | 2,355,322 | 4,159,441 |
| 1999 | 296,520 | 37,641 | 1,080,682 | 125,373 | 51,213 | 118,013 | 1,709,442 | 288,236 | 2,906,010 | 4,398,935 |
| 2000 | 212,174 | 33,747 | 238,676 | 116,588 | 13,241 | 187,926 | 802,352 | 132,435 | 228,901 | 2,965,936 |
| 2001 | 43,281 | 6,448 | 104,127 | 110,850 | 10,737 | 23,847 | 299,290 | 103,281 | (7,057) | 568,968 |
| 2002 | 171,190 | 30,767 | 252,912 | 60,146 | 7,881 | 62,684 | 585,581 | 98,021 | 147,827 | 105,972 |
| 2003 | 50,519 | 9,141 | 103,160 | 57,712 | 51,000 | 34,282 | 305,814 | 42,075 | 43,753 | 31,706 |
| 2004 | 47,768 | 6,780 | 27,718 | 107,695 | 215,925 | 16,535 | 422,421 | 26,667 | 13,644 | 21,479 |
| 2005 | 273,482 | 12,706 | 54,409 | 6,642 | 52,413 | 594,136 | 993,789 | 29,337 | (261,476) | 38,618 |
| 2006 | 660,664 | 3,017 | 115,825 | 1,557 | 2,299,565 | 164,739 | 3,245,367 | 7,046 | 6,303 | 37,583 |
| 2007 | 107,460 | 23,817 | 1,958,512 | 269,569 | 347 | 31,047 | 2,390,752 | 37,460 | 32,702 | 42,774 |
| 2008 | 2,090,139 | 13,683 | 103,704 | 1,001,788 | 2,089 | 60,186 | 3,271,589 | 41,227 | 34,997 | 10,865 |
| 2009 | 1,931,357 | 16,656 | 22,763 | 1,463,455 | 395 | 46,904 | 3,481,529 | 19,419 | 17,140 | 2,357 |
| 2010 | 864,327 | 1,982 | 24,650 | 231,950 | (54) | 16,969 | 1,139,825 | 633,614 | 3,110 | 0 |
| 2011 | 426,178 | 3,476 | 3,867 | 40,720 | 15 | 3,492 | 477,747 | 894,062 | 39,626 | 0 |
| 2012 | 615,441 | 76,325 | 91,531 | 55,362 | 18,910 | 79,163 | 936,732 | 337,039 | 271,933 | 0 |
| 2013 | 182,443 | 231,925 | 230,217 | 172,032 | 51,955 | 257,967 | 1,126,538 | 840,207 | 1,113,962 | 0 |
| 2014 | 300,223 | 264,332 | 332,856 | 96,090 | 39,531 | 1,677,183 | 2,710,216 | 1,316,201 | 1,327,525 | 0 |
| 2015 | 154,787 | 112,785 | 473,011 | 48,982 | 27,813 | 3,378,758 | 4,196,137 | 829,729 | 1,259,985 | 0 |
| 2016 | 177,114 | 128,685 | 287,933 | 30,648 | 32,746 | 2,427,910 | 3,085,035 | 1,193,427 | 918,450 | 0 |
| 2017 | 246,387 | 85,850 | 1,721,122 | 245,217 | 23,458 | 1,769,317 | 4,091,353 | 1,474,823 | 717,086 | 0 |
| 2018 | 153,515 | 1,868,391 | 1,530,815 | 654,698 | 14,928 | 1,555,633 | 5,777,979 | 2,139,134 | 142,347 | 0 |
| 2019 | 516,460 | 2,461,788 | 1,495,918 | 4,474,198 | 115,841 | 4,183,292 | 13,247,497 | 4,912,926 | 697,360 | 0 |
| **2020** | **591,390** | **591,808** | **3,362,290** | **8,845,523** | **53,434** | **12,020,181** | **25,464,625** | **2,338,954** | **3,592,202** | **0** |
| 2021 | 271,059 | 1,724,708 | 2,854,304 | 6,224,562 | 18,323 | 31,918,476 | 43,011,433 | 4,353,479 | 4,713,353 | 0 |
| 2022 | 0 | 0 | 0 | 0 | 0 | 0 | 0 | 0 | 0 | 0 |
| 2023 | 0 | 0 | 0 | 0 | 0 | 0 | 0 | 0 | 0 | 0 |
| 2024 | 0 | 0 | 0 | 0 | 0 | 0 | 0 | 0 | 0 | 0 |
| 2025 | 0 | 0 | 0 | 0 | 0 | 0 | 0 | 0 | 0 | 0 |
| 2026 | 0 | 0 | 0 | 0 | 0 | 0 | 0 | 0 | 0 | 0 |
| 2027 | 0 | 0 | 0 | 0 | 0 | 0 | 0 | 0 | 0 | 0 |
| 2028 | 0 | 0 | 0 | 0 | 0 | 0 | 0 | 0 | 0 | 0 |
| 2029 | 0 | 0 | 0 | 0 | 0 | 0 | 0 | 0 | 0 | 0 |
| 2030 | 0 | 0 | 0 | 0 | 0 | 0 | 0 | 0 | 0 | 0 |
| 2031 | 0 | 0 | 0 | 0 | 0 | 0 | 0 | 0 | 0 | 0 |
| 2032 | 0 | 0 | 0 | 0 | 0 | 0 | 0 | 0 | 0 | 0 |
| 2033 | 0 | 0 | 0 | 0 | 0 | 0 | 0 | 0 | 0 | 0 |
| 2034 | 0 | 0 | 0 | 0 | 0 | 0 | 0 | 0 | 0 | 0 |
| 2035 | 0 | 0 | 0 | 0 | 0 | 0 | 0 | 0 | 0 | 0 |
| **TOTAL** | **46,591,599** | **39,551,087** | **140,053,366** | **87,511,115** | **78,163,837** | **196,517,742** | **588,388,747** | **41,982,917** | **149,280,321** | **171,415,834** |

## TABLE B-10 Capital Costs of Each Aqueduct Reach to be Reimbursed through Capital Cost Component of Transportation Charge (in dollars)

Sheet 8 of 8

| Calendar Year | CALIFORNIA AQUEDUCT (continued) | | | | | | GRAND TOTAL |
|---|---|---|---|---|---|---|---|
| | COASTAL BRANCH (continued) | | | | | Total | |
| | Reach 34 | Reach 35 | Reach 37 | Reach 38 | Subtotal | | |
| | [70] | [71] | [72] | [73] | [74] | [75] | [76] |
| 1952 | 0 | 0 | 0 | 0 | 0 | 98,857 | 99,353 |
| 1953 | 0 | 0 | 0 | 0 | 0 | 309,387 | 311,812 |
| 1954 | 0 | 0 | 0 | 0 | 0 | 394,688 | 402,143 |
| 1955 | 0 | 0 | 0 | 0 | 0 | 159,842 | 169,342 |
| 1956 | 0 | 0 | 0 | 0 | 0 | 255,679 | 351,551 |
| 1957 | 0 | 0 | 0 | 0 | 0 | 708,753 | 1,464,452 |
| 1958 | 0 | 0 | 0 | 0 | 0 | 1,331,616 | 2,286,623 |
| 1959 | 7,441 | 8,236 | 0 | 0 | 92,837 | 2,096,392 | 2,967,412 |
| 1960 | 8,507 | 14,265 | 0 | 0 | 127,626 | 2,937,049 | 4,660,833 |
| 1961 | 1,501 | 3,931 | 0 | 0 | 37,101 | 4,650,264 | 8,545,244 |
| 1962 | 524 | 1,689 | 0 | 0 | 20,132 | 5,827,774 | 8,875,171 |
| 1963 | 880 | 2,943 | 0 | 0 | 38,592 | 18,981,487 | 24,610,278 |
| 1964 | 1,687 | 5,639 | 0 | 0 | 349,707 | 31,550,813 | 41,736,060 |
| 1965 | 2,118 | 7,060 | 0 | 0 | 792,379 | 57,936,405 | 62,664,743 |
| 1966 | 1,736 | 5,764 | 0 | 0 | 2,302,279 | 124,748,128 | 129,110,330 |
| 1967 | 1,891 | 6,213 | 0 | 0 | 6,356,854 | 187,465,580 | 194,146,365 |
| 1968 | 1,324 | 4,369 | 0 | 0 | 2,744,057 | 192,593,079 | 197,978,911 |
| 1969 | 907 | 2,905 | 0 | 0 | 454,158 | 182,530,023 | 184,473,490 |
| 1970 | 851 | 2,787 | 0 | 0 | 297,200 | 206,720,774 | 207,082,650 |
| 1971 | 1,315 | 3,804 | 0 | 0 | 201,795 | 158,414,033 | 158,624,739 |
| 1972 | 522 | 1,660 | 0 | 0 | 151,115 | 68,228,670 | 68,362,291 |
| 1973 | 542 | 1,758 | 0 | 0 | 200,947 | 45,110,823 | 45,263,853 |
| 1974 | 463 | 1,405 | 0 | 0 | 211,533 | 24,036,199 | 24,402,166 |
| 1975 | 2,255 | 6,656 | 0 | 0 | 109,505 | 21,065,768 | 21,318,838 |
| 1976 | 5,088 | 14,988 | 0 | 0 | 287,240 | 17,183,961 | 17,492,910 |
| 1977 | 1,834 | 5,387 | 0 | 0 | 1,006,999 | 15,165,801 | 15,544,382 |
| 1978 | 1,302 | 3,852 | 0 | 0 | 141,448 | 18,661,117 | 19,119,151 |
| 1979 | 1,505 | 4,433 | 0 | 0 | 153,071 | 31,202,118 | 31,857,362 |
| 1980 | 1,152 | 3,449 | 0 | 0 | 569,707 | 73,891,101 | 74,986,833 |
| 1981 | 1,427 | 4,261 | 0 | 0 | (131,952) | 15,246,649 | 15,742,773 |
| 1982 | 588 | 1,787 | 0 | 0 | (110,455) | 38,256,580 | 39,705,931 |
| 1983 | 794 | 2,398 | 0 | 0 | 155,794 | 34,705,281 | 38,044,649 |
| 1984 | 986 | 2,959 | 0 | 0 | 86,587 | 24,454,091 | 30,382,250 |
| 1985 | 2,111 | 6,263 | 0 | 0 | 99,522 | 14,914,930 | 28,537,556 |
| 1986 | 17,458 | 51,279 | 0 | 0 | 374,229 | 13,435,351 | 43,155,828 |
| 1987 | 92,506 | 272,968 | 0 | 0 | 1,481,230 | 11,711,428 | 34,331,982 |
| 1988 | 99,456 | 293,612 | 0 | 0 | 1,718,193 | 11,026,370 | 18,123,243 |
| 1989 | 77,283 | 228,038 | 0 | 0 | 1,283,764 | 30,302,112 | 33,130,497 |
| 1990 | 103,785 | 277,889 | 0 | 0 | 1,615,709 | 32,589,619 | 34,435,721 |
| 1991 | 123,603 | 363,889 | 0 | 0 | 2,287,385 | 38,320,942 | 39,811,664 |
| 1992 | 566,230 | 240,553 | 102,051 | 74,162 | 3,882,392 | 34,312,996 | 35,041,233 |
| 1993 | 1,345,211 | 688,935 | 268,937 | 358,367 | 13,333,466 | 53,122,384 | 53,921,787 |
| 1994 | 8,915,445 | 2,363,238 | 678,753 | 1,315,559 | 50,802,227 | 73,751,564 | 74,225,377 |
| 1995 | 23,975,738 | 20,849,939 | 7,029,108 | 7,117,197 | 168,287,941 | 191,033,090 | 191,525,571 |
| 1996 | 26,475,298 | 18,790,572 | 7,213,823 | 6,616,310 | 157,333,165 | 187,776,347 | 188,025,325 |
| 1997 | 10,456,863 | 4,149,105 | 545,378 | 798,606 | 41,615,744 | 62,137,369 | 62,583,537 |
| 1998 | 3,368,320 | 952,615 | 192,567 | 280,779 | 11,557,715 | 27,083,446 | 27,217,157 |
| 1999 | 2,616,574 | 356,318 | 36,680 | 51,648 | 10,654,402 | 24,085,343 | 24,556,053 |
| 2000 | 2,746,120 | 17,830 | 0 | 0 | 6,091,222 | 13,504,773 | 13,742,557 |
| 2001 | 3,960 | (1,112) | 0 | 0 | 668,039 | 5,130,617 | 7,470,505 |
| 2002 | 77,266 | 13,119 | 0 | 0 | 442,204 | 9,921,954 | 18,223,863 |
| 2003 | 25,734 | 6,272 | 0 | 0 | 149,540 | 7,090,347 | 14,855,165 |
| 2004 | 3,142 | 1,942 | 0 | 0 | 66,873 | 5,724,375 | 10,829,600 |
| 2005 | 526 | 327 | 0 | 0 | (192,669) | 9,654,977 | 12,130,085 |
| 2006 | 4 | 18,012 | 0 | 0 | 68,949 | 16,031,812 | 18,522,243 |
| 2007 | 0 | 152 | 0 | 0 | 113,088 | 13,670,587 | 20,478,263 |
| 2008 | 24 | 14,163 | 0 | 0 | 101,277 | 15,861,831 | 30,324,188 |
| 2009 | 19 | 19,626 | 0 | 0 | 58,560 | 26,226,360 | 40,889,836 |
| 2010 | (6) | (5,643) | 0 | 0 | 631,075 | 23,052,168 | 45,955,128 |
| 2011 | 2 | 1,568 | 0 | 0 | 935,257 | 17,925,976 | 37,813,089 |
| 2012 | 96 | 1,455 | 0 | 0 | 610,523 | 23,976,419 | 37,907,075 |
| 2013 | 209 | 1,590 | 0 | 0 | 1,955,967 | 41,764,102 | 49,646,096 |
| 2014 | 114 | 1,113 | 0 | 0 | 2,644,952 | 34,814,330 | 35,171,702 |
| 2015 | 1,286 | 0 | 0 | 0 | 2,091,000 | 52,012,552 | 55,373,476 |
| 2016 | 2,899 | 0 | 0 | 0 | 2,114,775 | 79,236,007 | 80,365,188 |
| 2017 | 2,412 | 0 | 0 | 0 | 2,194,321 | 47,373,293 | 48,109,368 |
| 2018 | 242 | 0 | 0 | 0 | 2,281,723 | 52,196,349 | 54,920,605 |
| 2019 | 43 | 0 | 0 | 0 | 5,610,329 | 82,297,146 | 85,485,311 |
| **2020** | **0** | **0** | **0** | **0** | **5,931,156** | **102,244,364** | **106,908,310** |
| 2021 | 452 | 0 | 0 | 0 | 9,067,283 | 196,147,121 | 205,749,460 |
| 2022 | 0 | 0 | 0 | 0 | 0 | 0 | 0 |
| 2023 | 0 | 0 | 0 | 0 | 0 | 0 | 0 |
| 2024 | 0 | 0 | 0 | 0 | 0 | 0 | 0 |
| 2025 | 0 | 0 | 0 | 0 | 0 | 0 | 0 |
| 2026 | 0 | 0 | 0 | 0 | 0 | 0 | 0 |
| 2027 | 0 | 0 | 0 | 0 | 0 | 0 | 0 |
| 2028 | 0 | 0 | 0 | 0 | 0 | 0 | 0 |
| 2029 | 0 | 0 | 0 | 0 | 0 | 0 | 0 |
| 2030 | 0 | 0 | 0 | 0 | 0 | 0 | 0 |
| 2031 | 0 | 0 | 0 | 0 | 0 | 0 | 0 |
| 2032 | 0 | 0 | 0 | 0 | 0 | 0 | 0 |
| 2033 | 0 | 0 | 0 | 0 | 0 | 0 | 0 |
| 2034 | 0 | 0 | 0 | 0 | 0 | 0 | 0 |
| 2035 | 0 | 0 | 0 | 0 | 0 | 0 | 0 |
| **TOTAL** | **81,149,563** | **50,100,223** | **16,067,297** | **16,612,628** | **526,608,783** | **3,288,379,533** | **3,592,278,535** |

**TABLE B-11 Minimum OMP&R Costs of Each Aqueduct Reach to be Reimbursed through Minimum OMP&R Component of Transportation Charge (in dollars)**

Sheet 1 of 9

| Calendar Year | UPPER FEATHER DIVISION | NORTH BAY AQUEDUCT | | | | | SOUTH BAY AQUEDUCT | | | |
|---|---|---|---|---|---|---|---|---|---|---|
| | | Reach 1 | Reach 2 | Reach 3A | Reach 3B | Total | Reach 1 | Reach 2 | Reach 4 | Reach 5 |
| | [1] | [2] | [3] | [4] | [5] | [6] | [7] | [8] | [9] | [10] |
| 1961 | 0 | 0 | 0 | 0 | 0 | 0 | 0 | 0 | 0 | 0 |
| 1962 | 0 | 0 | 0 | 0 | 0 | 0 | 37,396 | 5,522 | 0 | 0 |
| 1963 | 0 | 0 | 0 | 0 | 0 | 0 | 147,719 | 20,639 | 0 | 0 |
| 1964 | 0 | 0 | 0 | 0 | 0 | 0 | 149,750 | 15,574 | 19,405 | 0 |
| 1965 | 0 | 0 | 0 | 0 | 0 | 0 | 259,939 | 45,718 | 46,485 | 0 |
| 1966 | 0 | 0 | 0 | 0 | 0 | 0 | 270,890 | 23,799 | 63,921 | 0 |
| 1967 | 0 | 0 | 0 | 0 | 0 | 0 | 438,050 | 32,798 | 108,127 | 0 |
| 1968 | 0 | 0 | 0 | 0 | 130 | 130 | 410,919 | 44,277 | 66,973 | 706 |
| 1969 | 0 | 0 | 0 | 0 | 80,875 | 80,875 | 487,377 | 48,339 | 75,644 | 706 |
| 1970 | 0 | 0 | 0 | 0 | 94,872 | 94,872 | 381,734 | 44,852 | 64,833 | 71,376 |
| 1971 | 54 | 0 | 0 | 0 | 45,579 | 45,579 | 357,850 | 25,666 | 50,344 | 38,735 |
| 1972 | 40 | 0 | 0 | 0 | 37,895 | 37,895 | 347,941 | 30,606 | 56,800 | 100,106 |
| 1973 | 1 | 0 | 0 | 0 | 32,993 | 32,993 | 386,897 | 36,172 | 58,288 | 28,810 |
| 1974 | 143 | 0 | 0 | 0 | 46,498 | 46,498 | 456,381 | 57,081 | 83,120 | 61,623 |
| 1975 | 1,069 | 0 | 0 | 0 | 37,707 | 37,707 | 624,989 | 46,111 | 81,361 | 36,682 |
| 1976 | 139 | 0 | 0 | 0 | 60,786 | 60,786 | 614,362 | 47,862 | 123,838 | 91,096 |
| 1977 | 892 | 0 | 0 | 0 | 78,400 | 78,400 | 511,065 | 48,926 | 104,280 | 102,083 |
| 1978 | 39 | 0 | 0 | 0 | 56,318 | 56,318 | 671,195 | 125,224 | 176,855 | 50,289 |
| 1979 | 3,235 | 0 | 0 | 0 | 73,852 | 73,852 | 650,826 | 76,849 | 212,826 | 91,380 |
| 1980 | 416 | 0 | 0 | 0 | 81,769 | 81,769 | 1,128,840 | 212,974 | 242,118 | 110,786 |
| 1981 | 3,847 | 0 | 0 | 0 | 101,340 | 101,340 | 884,763 | 130,126 | 167,118 | 204,772 |
| 1982 | 11,075 | 0 | 0 | 0 | 191,987 | 191,987 | 1,156,605 | 141,718 | 249,447 | 96,020 |
| 1983 | 1,928 | 0 | 0 | 0 | 80,215 | 80,215 | 1,258,144 | 84,360 | 373,875 | 152,255 |
| 1984 | 3,765 | 0 | 0 | 0 | 139,121 | 139,121 | 1,998,984 | 113,797 | 340,344 | 34,461 |
| 1985 | 2,888 | 0 | 0 | 0 | 259,515 | 259,515 | 2,044,121 | 207,478 | 427,930 | 247,308 |
| 1986 | 2,787 | 0 | 0 | 0 | 229,508 | 229,508 | 1,834,838 | 285,908 | 305,149 | 159,054 |
| 1987 | 2,388 | 0 | 0 | 0 | 310,683 | 310,683 | 2,118,974 | 163,714 | 400,547 | 283,067 |
| 1988 | 545 | 0 | (94) | 0 | 330,156 | 330,062 | 2,068,655 | 186,275 | 299,934 | 370,212 |
| 1989 | 1,800 | 473,408 | 178,069 | 237,480 | 373,427 | 1,262,384 | 2,164,688 | 163,481 | 320,734 | 497,038 |
| 1990 | 788 | 556,610 | 244,897 | 123,144 | 427,257 | 1,351,908 | 2,233,036 | 251,434 | 355,022 | 571,415 |
| 1991 | 3,654 | 651,307 | 302,327 | 205,516 | 428,470 | 1,587,620 | 1,806,699 | 152,509 | 95,745 | 93,986 |
| 1992 | 647 | 443,912 | 189,330 | 265,462 | 280,505 | 1,179,209 | 2,064,907 | 405,932 | 409,435 | 363,964 |
| 1993 | 3,630 | 435,240 | 294,416 | 213,267 | 289,206 | 1,232,129 | 3,925,050 | 621,712 | 480,832 | 399,558 |
| 1994 | 2,279 | 430,112 | 198,322 | 206,594 | 365,646 | 1,200,674 | 4,673,275 | 302,115 | 404,709 | 408,066 |
| 1995 | 2,906 | 428,313 | 282,898 | 151,703 | 295,326 | 1,158,240 | 3,849,620 | 316,905 | 566,447 | 330,706 |
| 1996 | 8,007 | 796,526 | 272,743 | 240,106 | 260,001 | 1,569,376 | 3,526,989 | 254,075 | 664,485 | 493,300 |
| 1997 | 7,449 | 504,476 | 210,763 | 213,211 | 315,374 | 1,243,824 | 3,010,809 | 189,269 | 591,540 | 230,371 |
| 1998 | 798 | 404,834 | 227,562 | 204,821 | 251,154 | 1,088,371 | 2,965,219 | 426,872 | 532,042 | 303,263 |
| 1999 | 416 | 678,159 | 332,340 | 298,066 | 289,895 | 1,598,459 | 3,748,823 | 478,982 | 437,660 | 463,868 |
| 2000 | 505 | 919,507 | 254,331 | 658,043 | 414,242 | 2,246,122 | 3,810,261 | 541,683 | 440,845 | 549,043 |
| 2001 | 314 | 1,072,602 | 229,536 | 456,017 | 181,422 | 1,939,577 | 2,907,864 | 272,655 | 289,843 | 390,435 |
| 2002 | 3,627 | 1,586,248 | 415,635 | 410,985 | 398,645 | 2,811,513 | 3,853,092 | 341,500 | 466,141 | 537,905 |
| 2003 | 393 | 1,776,808 | 545,849 | 567,701 | 354,209 | 3,244,568 | 2,347,693 | 365,740 | 575,369 | 963,063 |
| 2004 | 455 | 1,601,515 | 635,339 | 738,083 | 818,164 | 3,793,101 | 3,338,899 | 510,171 | 746,544 | 697,984 |
| 2005 | 452 | 1,059,791 | 322,691 | 767,313 | 412,453 | 2,562,248 | 3,309,594 | 262,581 | 427,595 | 807,600 |
| 2006 | 3,900 | 785,569 | 233,531 | 602,287 | 431,930 | 2,053,317 | 3,478,754 | 377,971 | 753,998 | 591,098 |
| 2007 | (8) | 1,081,245 | 232,484 | 467,676 | 275,805 | 2,057,211 | 5,023,796 | 691,584 | 588,718 | 790,108 |
| 2008 | 3,578 | 823,765 | 217,850 | 526,554 | 602,872 | 2,171,041 | 5,218,891 | 679,956 | 744,437 | 927,274 |
| 2009 | 88 | 1,229,747 | 276,665 | 619,451 | 554,226 | 2,680,089 | 4,041,197 | 678,768 | 715,060 | 1,362,529 |
| 2010 | 25 | 2,671,470 | 111,842 | 1,104,059 | 275,902 | 4,163,272 | 4,490,592 | 578,352 | 804,400 | 717,651 |
| 2011 | 63 | 2,639,192 | 584,088 | 1,238,782 | 415,722 | 4,877,785 | 5,165,636 | 838,752 | 874,821 | 501,976 |
| 2012 | (24) | 2,614,239 | 143,189 | 1,452,281 | 1,125,652 | 5,335,361 | 5,308,623 | 1,113,953 | 749,797 | 832,419 |
| 2013 | 277 | 3,328,826 | 133,891 | 477,153 | 372,114 | 4,311,984 | 6,182,967 | 1,217,986 | 685,070 | 1,105,395 |
| 2014 | 111 | 4,065,720 | 176,402 | 610,595 | 548,967 | 5,401,684 | 7,348,031 | 627,122 | 640,550 | 1,307,962 |
| 2015 | 114 | 2,881,654 | 251,144 | 1,224,921 | 1,084,146 | 5,441,864 | 8,559,342 | 664,574 | 632,973 | 860,797 |
| 2016 | 5,401 | 4,877,283 | 324,904 | 599,337 | 1,026,907 | 6,828,431 | 6,914,933 | 686,229 | 665,325 | 1,220,555 |
| 2017 | 111 | 2,581,177 | 400,929 | 694,814 | 833,128 | 4,510,048 | 7,287,391 | 1,196,715 | 1,691,918 | 1,274,076 |
| 2018 | 47,579 | 3,481,723 | 244,318 | 948,164 | 1,460,963 | 6,135,168 | 11,439,902 | 1,208,928 | 716,065 | 1,807,081 |
| 2019 | 2,747 | 4,618,951 | 352,609 | 775,322 | 1,727,024 | 7,473,906 | 9,506,056 | 1,317,552 | 1,265,241 | 1,814,779 |
| **2020** | **2,948** | **3,921,207** | **343,927** | **1,956,847** | **1,250,227** | **7,472,208** | **9,465,981** | **1,341,687** | **1,244,805** | **1,754,529** |
| 2021 | 2,800 | 4,069,389 | 345,974 | 867,212 | 1,264,799 | 6,547,374 | 9,757,166 | 1,769,001 | 1,252,757 | 2,318,282 |
| 2022 | 2,860 | 4,245,214 | 350,978 | 1,211,791 | 1,428,157 | 7,236,140 | 9,672,165 | 1,490,841 | 1,266,811 | 1,982,155 |
| 2023 | 2,889 | 4,287,666 | 354,488 | 1,223,909 | 1,442,439 | 7,308,502 | 9,768,887 | 1,505,749 | 1,279,479 | 2,001,977 |
| 2024 | 2,918 | 4,330,543 | 358,033 | 1,236,148 | 1,456,863 | 7,381,587 | 9,866,576 | 1,520,807 | 1,292,274 | 2,021,997 |
| 2025 | 2,947 | 4,373,848 | 361,613 | 1,248,509 | 1,471,432 | 7,455,402 | 9,965,241 | 1,536,015 | 1,305,196 | 2,042,217 |
| 2026 | 2,976 | 4,417,587 | 365,229 | 1,260,995 | 1,486,146 | 7,529,957 | 10,064,894 | 1,551,375 | 1,318,248 | 2,062,639 |
| 2027 | 3,006 | 4,461,762 | 368,881 | 1,273,604 | 1,501,008 | 7,605,255 | 10,165,543 | 1,566,889 | 1,331,431 | 2,083,265 |
| 2028 | 3,036 | 4,506,380 | 372,570 | 1,286,340 | 1,516,018 | 7,681,308 | 10,267,198 | 1,582,558 | 1,344,745 | 2,104,098 |
| 2029 | 3,067 | 4,551,444 | 376,296 | 1,299,204 | 1,531,178 | 7,758,122 | 10,369,870 | 1,598,383 | 1,358,193 | 2,125,139 |
| 2030 | 3,097 | 4,596,958 | 380,059 | 1,312,196 | 1,546,490 | 7,835,703 | 10,473,569 | 1,614,367 | 1,371,774 | 2,146,390 |
| 2031 | 3,128 | 4,642,928 | 383,860 | 1,325,318 | 1,561,954 | 7,914,060 | 10,578,304 | 1,630,511 | 1,385,492 | 2,167,854 |
| 2032 | 3,160 | 4,689,357 | 387,698 | 1,338,571 | 1,577,574 | 7,993,200 | 10,684,087 | 1,646,816 | 1,399,347 | 2,189,533 |
| 2033 | 3,191 | 4,736,251 | 391,575 | 1,351,957 | 1,593,350 | 8,073,133 | 10,790,928 | 1,663,284 | 1,413,341 | 2,211,428 |
| 2034 | 3,223 | 4,783,613 | 395,491 | 1,365,476 | 1,609,283 | 8,153,863 | 10,898,838 | 1,679,917 | 1,427,474 | 2,233,542 |
| 2035 | 3,255 | 4,831,449 | 399,446 | 1,379,131 | 1,625,376 | 8,235,402 | 11,007,826 | 1,696,716 | 1,441,749 | 2,255,878 |
| **TOTAL** | **185,833** | **122,945,524** | **14,756,920** | **38,236,118** | **43,123,245** | **219,061,806** | **328,998,906** | **45,433,340** | **44,966,040** | **59,247,715** |

## TABLE B-11 Minimum OMP&R Costs of Each Aqueduct Reach to be Reimbursed through Minimum OMP&R Component of Transportation Charge (in dollars)

Sheet 2 of 9

| Calendar Year | SOUTH BAY AQUEDUCT (continued) | | | | | CALIFORNIA AQUEDUCT NORTH SAN JOAQUIN DIVISION | | | |
|---|---|---|---|---|---|---|---|---|---|
| | Reach 6 | Reach 7 | Reach 8 | Reach 9 | Total | Reach 1 | Reach 2A | Reach 2B | Subtotal |
| | [11] | [12] | [13] | [14] | [15] | [16] | [17] | [18] | [19] |
| 1961 | 0 | 0 | 0 | 0 | 0 | 0 | 0 | 0 | 0 |
| 1962 | 0 | 0 | 0 | 0 | 42,918 | 0 | 0 | 0 | 0 |
| 1963 | 0 | 0 | 0 | 0 | 168,358 | 0 | 0 | 0 | 0 |
| 1964 | 0 | 0 | 0 | 0 | 184,729 | 0 | 0 | 0 | 0 |
| 1965 | 2,634 | 6,490 | 4,704 | 12,904 | 378,874 | 0 | 0 | 0 | 0 |
| 1966 | 4,707 | 10,328 | 9,233 | 25,519 | 408,397 | 0 | 0 | 0 | 0 |
| 1967 | 2,712 | 7,659 | 10,812 | 34,347 | 634,505 | 0 | 0 | 0 | 0 |
| 1968 | 3,109 | 7,960 | 10,166 | 40,372 | 584,482 | 1,001,998 | 228,359 | 103,116 | 1,333,473 |
| 1969 | 3,944 | 5,975 | 8,795 | 38,566 | 669,346 | 933,116 | 301,596 | 188,194 | 1,422,906 |
| 1970 | 2,464 | (1,991) | 6,870 | 28,210 | 598,348 | 971,602 | 306,198 | 151,539 | 1,429,339 |
| 1971 | 3,116 | 9,394 | 9,895 | 31,068 | 526,068 | 1,103,021 | 254,786 | 113,694 | 1,471,501 |
| 1972 | 5,125 | 10,247 | 12,054 | 44,699 | 607,578 | 1,107,855 | 230,906 | 110,109 | 1,448,870 |
| 1973 | 4,178 | 7,500 | 4,890 | 43,816 | 570,551 | 1,150,864 | 221,445 | 100,221 | 1,472,530 |
| 1974 | 7,812 | 7,564 | 5,523 | 48,054 | 727,158 | 1,272,034 | 231,383 | 117,156 | 1,620,573 |
| 1975 | 18,120 | 14,683 | 18,325 | 68,377 | 908,648 | 1,434,736 | 455,110 | 201,075 | 2,090,921 |
| 1976 | 10,873 | 5,557 | 19,920 | 49,921 | 963,429 | 1,519,801 | 217,348 | 453,400 | 2,190,549 |
| 1977 | (240) | 2,228 | 8,391 | 89,579 | 866,312 | 1,913,643 | 292,380 | 196,564 | 2,402,587 |
| 1978 | (1,404) | 16,766 | (5,313) | 104,078 | 1,137,690 | 1,860,456 | 306,503 | 188,214 | 2,355,173 |
| 1979 | 1,269 | 29,294 | 7,351 | 106,835 | 1,176,630 | 1,848,109 | 231,339 | 145,205 | 2,224,653 |
| 1980 | 3,621 | 24,270 | 17,404 | 110,852 | 1,850,865 | 2,365,292 | 472,660 | 247,608 | 3,085,560 |
| 1981 | 4,038 | 20,109 | 17,586 | 98,143 | 1,526,655 | 2,649,730 | 435,226 | 154,191 | 3,239,147 |
| 1982 | 2,236 | 22,870 | 21,919 | 202,590 | 1,893,405 | 3,192,710 | 599,793 | 244,664 | 4,037,167 |
| 1983 | (2,047) | 48,781 | 45,573 | 216,434 | 2,177,375 | 4,244,937 | 802,908 | 273,081 | 5,320,926 |
| 1984 | 4,449 | 44,017 | 23,563 | 455,054 | 3,014,669 | 4,373,157 | 808,917 | 290,728 | 5,472,802 |
| 1985 | 13,097 | 74,565 | 57,920 | 238,067 | 3,310,486 | 4,717,323 | 629,825 | 189,199 | 5,536,347 |
| 1986 | 11,614 | 31,084 | 46,864 | 363,350 | 3,037,861 | 5,217,491 | 929,919 | 359,365 | 6,506,775 |
| 1987 | 15,273 | 25,182 | 37,949 | 416,375 | 3,461,081 | 5,292,200 | 958,927 | 362,065 | 6,613,192 |
| 1988 | 30,207 | 41,047 | 49,156 | 335,408 | 3,380,894 | 5,329,317 | 822,300 | 360,336 | 6,511,953 |
| 1989 | 9,740 | 54,881 | 114,203 | 179,323 | 3,504,088 | 5,753,966 | 851,745 | 907,609 | 7,513,320 |
| 1990 | 31,161 | 69,416 | 119,309 | 247,781 | 3,878,574 | 6,788,986 | 1,066,314 | 883,822 | 8,739,122 |
| 1991 | 22,434 | (18,690) | 99,577 | 262,052 | 2,514,312 | 6,796,247 | 1,067,078 | 585,008 | 8,448,333 |
| 1992 | 26,787 | 332,012 | 98,670 | 186,640 | 3,888,347 | 9,415,121 | 1,419,603 | 673,833 | 11,508,557 |
| 1993 | 24,845 | 181,592 | 94,169 | 316,045 | 6,043,803 | 10,274,070 | 1,371,074 | 900,996 | 12,546,140 |
| 1994 | 28,383 | 90,791 | 80,942 | 416,061 | 6,404,342 | 8,451,199 | 1,325,511 | 802,217 | 10,578,927 |
| 1995 | 29,298 | 64,012 | 80,278 | 373,657 | 5,610,923 | 10,406,784 | 2,386,507 | 959,685 | 13,752,976 |
| 1996 | (1,020) | 60,610 | 11,672 | 312,097 | 5,322,208 | 10,246,985 | 2,604,651 | 628,177 | 13,479,813 |
| 1997 | 18,428 | 95,321 | 15,691 | 335,566 | 4,486,995 | 10,429,338 | 1,098,381 | 2,084,859 | 13,612,578 |
| 1998 | 26,323 | 54,255 | 611,290 | 658,090 | 5,577,354 | 11,409,135 | 1,449,411 | 5,364,368 | 18,222,914 |
| 1999 | 50,555 | 36,519 | 430,229 | 2,035,938 | 7,682,573 | 11,604,989 | 1,444,270 | 1,338,751 | 14,388,009 |
| 2000 | 135,741 | 87,477 | 185,352 | 640,391 | 6,390,795 | 12,609,887 | 900,319 | 643,835 | 14,154,042 |
| 2001 | 112,954 | 188,920 | 197,678 | 1,047,945 | 5,408,295 | 17,554,493 | 1,378,254 | 753,349 | 19,686,097 |
| 2002 | 143,673 | 171,046 | 500,788 | 2,780,034 | 8,794,180 | 14,389,040 | 859,538 | 618,090 | 15,866,667 |
| 2003 | 77,999 | 97,782 | 247,719 | 987,204 | 5,662,570 | 16,518,135 | 1,742,176 | 753,175 | 19,013,487 |
| 2004 | 156,564 | 179,006 | 205,095 | 453,634 | 6,287,896 | 13,885,738 | 1,210,241 | 678,472 | 15,774,451 |
| 2005 | 143,052 | 202,176 | 135,131 | 223,699 | 5,511,428 | 12,444,177 | 1,941,010 | 872,985 | 15,258,172 |
| 2006 | 144,002 | 120,668 | 74,912 | 378,425 | 5,919,828 | 13,744,377 | 1,917,479 | 1,252,934 | 16,914,790 |
| 2007 | 78,627 | 115,099 | 67,469 | 242,249 | 7,597,649 | 11,990,993 | 1,702,413 | 627,155 | 14,320,561 |
| 2008 | 171,811 | 156,742 | 233,976 | 235,762 | 8,368,850 | 15,569,920 | 1,453,134 | 808,734 | 17,831,788 |
| 2009 | 84,717 | 141,922 | 114,597 | 619,772 | 7,758,562 | 13,696,221 | 1,067,459 | 864,287 | 15,627,967 |
| 2010 | 52,326 | 572,894 | 23,825 | 453,466 | 7,693,507 | 12,838,957 | 2,054,826 | 1,410,709 | 16,304,493 |
| 2011 | 82,635 | 77,126 | 58,547 | 472,662 | 8,072,156 | 16,658,230 | 2,808,698 | 1,443,459 | 20,910,388 |
| 2012 | 56,146 | 133,309 | 61,977 | 2,498,758 | 10,754,983 | 15,617,752 | 1,322,715 | 1,308,734 | 18,249,200 |
| 2013 | 82,457 | 175,232 | 98,865 | 1,184,314 | 10,732,285 | 16,734,641 | 1,742,810 | 2,419,046 | 20,896,497 |
| 2014 | 185,738 | 169,939 | 58,246 | 2,042,934 | 12,380,523 | 23,467,133 | 2,749,340 | 1,990,423 | 28,206,896 |
| 2015 | 122,064 | 194,385 | 144,459 | 3,166,945 | 14,345,539 | 24,874,150 | 1,636,319 | 1,915,102 | 28,425,571 |
| 2016 | 137,092 | 306,373 | 76,490 | 8,933,218 | 18,940,215 | 24,399,389 | 2,628,223 | 2,199,781 | 29,227,394 |
| 2017 | 92,159 | 143,308 | 137,359 | 4,913,608 | 16,736,534 | 24,512,356 | 847,369 | 879,358 | 26,239,083 |
| 2018 | 78,661 | 174,812 | 70,301 | 3,562,055 | 19,057,804 | 27,188,108 | 1,128,700 | 2,103,126 | 30,419,934 |
| 2019 | 122,695 | 243,031 | 98,819 | 1,724,319 | 16,092,492 | 30,904,055 | 2,422,905 | 2,366,588 | 35,693,548 |
| **2020** | **120,466** | **238,640** | **97,109** | **1,634,779** | **15,897,996** | **33,399,906** | **2,687,295** | **2,623,344** | **38,710,545** |
| 2021 | 121,224 | 239,253 | 96,332 | 1,640,278 | 17,194,293 | 28,079,523 | 2,411,120 | 2,355,409 | 32,846,052 |
| 2022 | 122,677 | 242,711 | 98,394 | 1,683,124 | 16,558,878 | 31,102,440 | 2,532,177 | 2,472,931 | 36,107,548 |
| 2023 | 123,903 | 245,138 | 99,378 | 1,699,955 | 16,724,466 | 31,413,464 | 2,557,499 | 2,497,661 | 36,468,624 |
| 2024 | 125,142 | 247,590 | 100,372 | 1,716,954 | 16,891,712 | 31,727,599 | 2,583,074 | 2,522,637 | 36,833,310 |
| 2025 | 126,394 | 250,065 | 101,376 | 1,734,124 | 17,060,628 | 32,044,875 | 2,608,905 | 2,547,864 | 37,201,644 |
| 2026 | 127,658 | 252,566 | 102,389 | 1,751,465 | 17,231,234 | 32,365,324 | 2,634,994 | 2,573,342 | 37,573,660 |
| 2027 | 128,934 | 255,092 | 103,413 | 1,768,980 | 17,403,547 | 32,688,977 | 2,661,344 | 2,599,076 | 37,949,397 |
| 2028 | 130,224 | 257,643 | 104,447 | 1,786,670 | 17,577,583 | 33,015,867 | 2,687,957 | 2,625,067 | 38,328,891 |
| 2029 | 131,526 | 260,219 | 105,492 | 1,804,536 | 17,753,358 | 33,346,025 | 2,714,837 | 2,651,317 | 38,712,179 |
| 2030 | 132,841 | 262,821 | 106,547 | 1,822,582 | 17,930,891 | 33,679,486 | 2,741,985 | 2,677,830 | 39,099,301 |
| 2031 | 134,170 | 265,450 | 107,612 | 1,840,807 | 18,110,200 | 34,016,281 | 2,769,405 | 2,704,609 | 39,490,295 |
| 2032 | 135,511 | 268,104 | 108,688 | 1,859,216 | 18,291,302 | 34,356,443 | 2,797,099 | 2,731,655 | 39,885,197 |
| 2033 | 136,866 | 270,785 | 109,775 | 1,877,808 | 18,474,215 | 34,700,008 | 2,825,070 | 2,758,971 | 40,284,049 |
| 2034 | 138,235 | 273,493 | 110,873 | 1,896,586 | 18,658,958 | 35,047,008 | 2,853,320 | 2,786,561 | 40,686,889 |
| 2035 | 139,617 | 276,228 | 111,982 | 1,915,552 | 18,845,548 | 35,397,478 | 2,881,854 | 2,814,427 | 41,093,759 |
| **TOTAL** | **4,754,345** | **9,249,344** | **6,661,362** | **73,520,678** | **572,831,731** | **1,041,054,670** | **102,284,235** | **87,531,092** | **1,230,869,997** |

**TABLE B-11 Minimum OMP&R Costs of Each Aqueduct Reach to be Reimbursed through Minimum OMP&R Component of Transportation Charge (in dollars)**

Sheet 3 of 9

| Calendar Year | CALIFORNIA AQUEDUCT (continued) | | | | | | | | | |
|---|---|---|---|---|---|---|---|---|---|---|
| | SAN LUIS DIVISION | | | | | | SOUTH SAN JOAQUIN DIVISION | | | |
| | Reach 3 | Reach 4 | Reach 5 | Reach 6 | Reach 7 | Subtotal | Reach 8C | Reach 8D | Reach 9 | Reach 10A |
| | [20] | [21] | [22] | [23] | [24] | [25] | [26] | [27] | [28] | [29] |
| 1961 | 0 | 0 | 0 | 0 | 0 | 0 | 0 | 0 | 0 | 0 |
| 1962 | 0 | 0 | 0 | 0 | 0 | 0 | 0 | 0 | 0 | 0 |
| 1963 | 0 | 0 | 0 | 0 | 0 | 0 | 0 | 0 | 0 | 0 |
| 1964 | 0 | 0 | 0 | 0 | 0 | 0 | 0 | 0 | 0 | 0 |
| 1965 | 0 | 0 | 0 | 0 | 0 | 0 | 0 | 0 | 0 | 0 |
| 1966 | 0 | 0 | 0 | 0 | 0 | 0 | 0 | 0 | 0 | 0 |
| 1967 | 0 | 0 | 0 | 0 | 0 | 0 | 0 | 0 | 0 | 0 |
| 1968 | 120,038 | 428,308 | 130,105 | 44,591 | 104,033 | 827,075 | 0 | 0 | 0 | 0 |
| 1969 | 90,033 | 460,907 | 184,467 | 35,696 | 235,322 | 1,006,425 | 22,013 | 134,760 | 86,103 | 83,706 |
| 1970 | 89,547 | 484,300 | 226,002 | 66,070 | 192,582 | 1,058,501 | 26,207 | 156,981 | 128,273 | 118,046 |
| 1971 | 99,917 | 541,574 | 175,592 | 64,193 | 158,170 | 1,039,446 | 32,312 | 190,753 | 118,372 | 129,811 |
| 1972 | 116,708 | 647,979 | 174,519 | 73,670 | 154,783 | 1,167,659 | 35,031 | 187,242 | 130,396 | 117,625 |
| 1973 | 116,791 | 611,705 | 158,145 | 58,344 | 153,955 | 1,098,940 | 51,150 | 225,747 | 127,530 | 117,706 |
| 1974 | 120,309 | 671,455 | 150,835 | 63,905 | 150,230 | 1,156,734 | 34,752 | 199,127 | 131,298 | 141,658 |
| 1975 | 133,593 | 839,285 | 178,974 | 81,478 | 157,586 | 1,390,916 | 78,523 | 250,377 | 159,006 | 207,908 |
| 1976 | 54,938 | 883,956 | 220,832 | 90,305 | 174,835 | 1,424,866 | 39,348 | 133,933 | 123,424 | 139,134 |
| 1977 | 73,331 | 1,114,465 | 270,734 | 98,132 | 196,311 | 1,752,973 | 38,086 | 121,348 | 178,078 | 194,086 |
| 1978 | 45,867 | 898,992 | 203,261 | 106,938 | 203,079 | 1,458,137 | 45,552 | 178,805 | 129,928 | 168,634 |
| 1979 | 223,973 | 842,508 | 144,055 | 99,670 | 180,734 | 1,490,940 | 69,973 | 150,679 | 129,756 | 175,107 |
| 1980 | 243,507 | 1,176,463 | 222,942 | 127,625 | 281,860 | 2,052,397 | 57,726 | 274,848 | 185,155 | 284,207 |
| 1981 | 265,766 | 1,065,358 | 193,048 | 90,533 | 1,612,157 | 3,226,862 | 80,121 | 198,256 | 144,187 | 199,927 |
| 1982 | 279,250 | 1,241,285 | 209,371 | 114,421 | 1,433,180 | 3,277,507 | 59,424 | 269,086 | 233,494 | 264,947 |
| 1983 | 214,468 | 1,949,017 | 339,809 | 131,377 | 2,143,678 | 4,778,349 | 49,448 | 383,476 | 223,078 | 308,801 |
| 1984 | 241,273 | 2,233,969 | 335,166 | 163,858 | 2,111,386 | 5,085,652 | 42,062 | 458,489 | 300,924 | 396,448 |
| 1985 | 322,068 | 2,882,583 | 360,431 | 176,577 | 1,603,532 | 5,345,191 | 58,820 | 495,500 | 213,368 | 298,337 |
| 1986 | 416,027 | 2,996,792 | 472,551 | 252,188 | 601,250 | 4,738,808 | 90,730 | 478,786 | 596,800 | 422,493 |
| 1987 | 362,738 | 3,104,592 | 424,107 | 236,349 | 439,232 | 4,567,018 | 113,962 | 412,042 | 446,067 | 488,226 |
| 1988 | 365,209 | 2,954,186 | 456,864 | 231,754 | 639,242 | 4,647,255 | 96,728 | 379,073 | 417,991 | 532,489 |
| 1989 | 263,171 | 3,182,472 | 393,589 | 332,986 | 633,419 | 4,805,637 | 83,282 | 389,698 | 400,853 | 733,030 |
| 1990 | 397,353 | 4,011,110 | 579,073 | 464,639 | 729,132 | 6,181,307 | 111,019 | 436,849 | 515,611 | 651,465 |
| 1991 | 256,473 | 4,388,184 | 543,760 | 728,156 | 765,765 | 6,682,338 | 104,414 | 496,794 | 465,940 | 716,328 |
| 1992 | 302,021 | 3,792,401 | 795,587 | 363,134 | 815,590 | 6,068,733 | 118,315 | 511,982 | 417,871 | 574,145 |
| 1993 | 439,725 | 4,337,616 | 1,008,394 | 551,849 | 734,796 | 7,072,380 | 230,338 | 745,885 | 490,159 | 723,450 |
| 1994 | 282,579 | 4,376,461 | 816,129 | 396,768 | 492,860 | 6,364,797 | 125,398 | 602,404 | 572,557 | 703,493 |
| 1995 | 107,995 | 5,026,076 | 1,066,971 | 440,006 | 1,356,668 | 7,997,716 | 185,681 | 657,282 | 432,072 | 881,902 |
| 1996 | 1,003,229 | 4,738,221 | 931,944 | 683,323 | 1,034,376 | 8,391,093 | 112,062 | 416,294 | 472,350 | 984,784 |
| 1997 | 859,665 | 5,761,996 | 924,289 | 254,934 | 646,209 | 8,447,093 | 128,190 | 449,316 | 728,436 | 1,864,113 |
| 1998 | 690,845 | 5,520,206 | 1,242,589 | 534,931 | 654,538 | 8,643,109 | 115,748 | 457,845 | 429,433 | 1,011,284 |
| 1999 | 601,726 | 5,793,961 | 1,220,810 | 540,364 | 679,483 | 8,836,344 | 107,647 | 426,289 | 440,869 | 1,161,363 |
| 2000 | 708,286 | 5,827,739 | 1,028,615 | 525,016 | 871,632 | 8,961,288 | 103,886 | 465,559 | 511,640 | 921,482 |
| 2001 | (566,076) | 7,151,927 | 850,787 | 372,374 | 677,824 | 8,486,836 | 58,346 | 553,100 | 602,903 | 870,228 |
| 2002 | 1,074,504 | 5,158,928 | 663,437 | 249,531 | 731,367 | 7,877,767 | 54,621 | 729,615 | 416,199 | 1,308,232 |
| 2003 | 1,033,869 | 6,035,487 | 744,447 | 301,820 | 617,486 | 8,733,109 | 62,399 | 676,784 | 645,931 | 819,094 |
| 2004 | 619,555 | 6,864,923 | 679,549 | 337,720 | 578,318 | 9,080,065 | 35,365 | 474,152 | 334,451 | 604,816 |
| 2005 | 553,163 | 5,984,035 | 984,716 | 401,930 | 799,290 | 8,723,134 | 28,347 | 403,804 | 296,577 | 898,100 |
| 2006 | (72,065) | 6,142,275 | 1,589,057 | 635,480 | 903,198 | 9,197,945 | 46,883 | 533,449 | 792,795 | 483,896 |
| 2007 | 1,136,822 | 7,698,580 | 1,963,723 | 688,171 | 935,874 | 12,423,170 | 242,813 | 856,857 | 536,467 | 633,836 |
| 2008 | 899,971 | 10,657,303 | 2,157,252 | 666,294 | 973,858 | 15,354,679 | 72,318 | 457,379 | 662,299 | 949,391 |
| 2009 | 970,684 | 8,137,729 | 1,233,449 | 511,298 | 1,151,083 | 12,004,244 | 36,807 | 769,730 | 477,883 | 933,381 |
| 2010 | 1,009,089 | 9,613,524 | 1,575,456 | 558,985 | 1,296,449 | 14,053,504 | 66,908 | 742,932 | 549,795 | 726,025 |
| 2011 | 1,234,146 | 7,636,959 | 2,867,710 | 602,233 | 1,663,997 | 14,005,045 | 12,939 | 600,194 | 794,875 | 1,163,621 |
| 2012 | 1,671,645 | 10,874,392 | 2,402,105 | 638,103 | 1,233,251 | 16,819,496 | 36,209 | 662,247 | 807,940 | 814,782 |
| 2013 | 1,833,554 | 11,580,652 | 2,887,741 | 1,357,357 | 3,282,869 | 20,942,174 | 39,532 | 615,225 | 612,517 | 1,015,738 |
| 2014 | 1,354,678 | 11,567,902 | 2,452,772 | 784,985 | 1,301,341 | 17,461,679 | 4,019 | 1,132,617 | 251,826 | 1,959,675 |
| 2015 | 1,182,102 | 11,849,145 | 2,376,832 | 847,500 | 2,059,410 | 18,314,989 | 6,552 | 541,770 | 240,851 | 1,425,893 |
| 2016 | 1,582,418 | 12,317,738 | 2,081,600 | 691,549 | 2,071,528 | 18,744,832 | 90,060 | 210,059 | 260,987 | 1,108,086 |
| 2017 | 979,574 | 9,507,579 | 1,947,011 | 737,191 | 2,535,876 | 15,707,231 | 34,474 | 477,372 | 357,894 | 1,147,709 |
| 2018 | 877,568 | 10,717,834 | 2,477,671 | 807,667 | 2,396,704 | 17,277,444 | 196,509 | 453,844 | 330,369 | 487,287 |
| 2019 | 2,055,129 | 14,835,178 | 2,798,609 | 948,629 | 3,101,023 | 23,738,568 | 153,984 | 520,011 | 428,651 | 1,149,902 |
| **2020** | **1,961,431** | **12,285,013** | **2,564,102** | **859,909** | **2,802,879** | **20,473,334** | **150,390** | **513,253** | **423,771** | **1,126,168** |
| 2021 | 2,089,720 | 13,465,207 | 2,558,410 | 858,557 | 2,795,807 | 21,767,701 | 154,163 | 522,804 | 432,402 | 1,154,216 |
| 2022 | 2,055,781 | 13,663,751 | 2,666,778 | 897,921 | 2,928,902 | 22,213,133 | 154,374 | 523,876 | 432,558 | 1,154,863 |
| 2023 | 2,076,339 | 13,800,388 | 2,693,446 | 906,901 | 2,958,191 | 22,435,265 | 155,918 | 529,115 | 436,883 | 1,166,412 |
| 2024 | 2,097,102 | 13,938,392 | 2,720,380 | 915,970 | 2,987,773 | 22,659,617 | 157,477 | 534,406 | 441,252 | 1,178,076 |
| 2025 | 2,118,073 | 14,077,776 | 2,747,584 | 925,129 | 3,017,651 | 22,886,213 | 159,052 | 539,750 | 445,665 | 1,189,857 |
| 2026 | 2,139,254 | 14,218,554 | 2,775,060 | 934,381 | 3,047,827 | 23,115,076 | 160,643 | 545,147 | 450,121 | 1,201,755 |
| 2027 | 2,160,647 | 14,360,739 | 2,802,810 | 943,724 | 3,078,305 | 23,346,225 | 162,249 | 550,599 | 454,623 | 1,213,773 |
| 2028 | 2,182,253 | 14,504,347 | 2,830,838 | 953,162 | 3,109,089 | 23,579,689 | 163,872 | 556,105 | 459,169 | 1,225,911 |
| 2029 | 2,204,076 | 14,649,390 | 2,859,147 | 962,693 | 3,140,179 | 23,815,485 | 165,510 | 561,666 | 463,760 | 1,238,170 |
| 2030 | 2,226,117 | 14,795,884 | 2,887,738 | 972,320 | 3,171,581 | 24,053,640 | 167,165 | 567,283 | 468,398 | 1,250,551 |
| 2031 | 2,248,378 | 14,943,843 | 2,916,616 | 982,043 | 3,203,297 | 24,294,177 | 168,837 | 572,955 | 473,082 | 1,263,057 |
| 2032 | 2,270,861 | 15,093,281 | 2,945,782 | 991,864 | 3,235,330 | 24,537,118 | 170,525 | 578,685 | 477,813 | 1,275,688 |
| 2033 | 2,293,570 | 15,244,214 | 2,975,240 | 1,001,782 | 3,267,683 | 24,782,489 | 172,231 | 584,472 | 482,591 | 1,288,444 |
| 2034 | 2,316,506 | 15,396,656 | 3,004,992 | 1,011,800 | 3,300,360 | 25,030,314 | 173,953 | 590,316 | 487,417 | 1,301,329 |
| 2035 | 2,339,671 | 15,550,623 | 3,035,042 | 1,021,918 | 3,333,364 | 25,280,618 | 175,693 | 596,220 | 492,291 | 1,314,342 |
| **TOTAL** | **64,118,528** | **489,106,270** | **95,501,449** | **35,502,670** | **100,030,572** | **784,259,489** | **6,539,084** | **31,613,298** | **26,804,024** | **53,758,438** |

## TABLE B-11 Minimum OMP&R Costs of Each Aqueduct Reach to be Reimbursed through Minimum OMP&R Component of Transportation Charge (in dollars)

Sheet 4 of 9

| Calendar Year | CALIFORNIA AQUEDUCT (continued) | | | | | | | | | |
|---|---|---|---|---|---|---|---|---|---|---|
| | SOUTH SAN JOAQUIN DIVISION (continued) | | | | | | | | | |
| | Reach 11B | Reach 12D | Reach 12E | Reach 13B | Reach 14A | Reach 14B | Reach 14C | Reach 15A | Reach 16A | Subtotal |
| | [30] | [31] | [32] | [33] | [34] | [35] | [36] | [37] | [38] | [39] |
| 1961 | 0 | 0 | 0 | 0 | 0 | 0 | 0 | 0 | 0 | 0 |
| 1962 | 0 | 0 | 0 | 0 | 0 | 0 | 0 | 0 | 0 | 0 |
| 1963 | 0 | 0 | 0 | 0 | 0 | 0 | 0 | 0 | 0 | 0 |
| 1964 | 0 | 0 | 0 | 0 | 0 | 0 | 0 | 0 | 0 | 0 |
| 1965 | 0 | 0 | 0 | 0 | 0 | 0 | 0 | 0 | 0 | 0 |
| 1966 | 0 | 0 | 0 | 0 | 0 | 0 | 0 | 0 | 0 | 0 |
| 1967 | 0 | 0 | 0 | 0 | 0 | 0 | 0 | 0 | 0 | 0 |
| 1968 | 0 | 0 | 0 | 0 | 0 | 0 | 0 | 0 | 0 | 0 |
| 1969 | 59,077 | 0 | 0 | 0 | 0 | 0 | 0 | 0 | 0 | 385,659 |
| 1970 | 85,758 | 94,171 | 123,374 | 152,424 | 0 | 0 | 0 | 0 | 0 | 885,234 |
| 1971 | 80,282 | 95,075 | 91,389 | 167,142 | 691,791 | 151,979 | 111,623 | 529,723 | 10,291 | 2,400,543 |
| 1972 | 84,287 | 98,647 | 115,592 | 146,096 | 877,535 | 124,831 | 101,479 | 609,058 | 1,106,884 | 3,734,703 |
| 1973 | 92,257 | 74,238 | 114,843 | 221,385 | 961,855 | 120,106 | 99,429 | 692,748 | 1,243,941 | 4,142,935 |
| 1974 | 98,103 | 74,914 | 193,523 | 141,540 | 898,272 | 143,866 | 115,649 | 853,098 | 1,343,972 | 4,369,772 |
| 1975 | 124,105 | 61,799 | 117,194 | 108,154 | 1,156,757 | 180,614 | 119,889 | 988,045 | 1,537,862 | 5,090,233 |
| 1976 | 69,715 | 33,655 | 147,908 | 134,063 | 1,124,051 | 177,086 | 114,133 | 1,037,799 | 1,727,428 | 5,001,677 |
| 1977 | 108,644 | 91,547 | 175,039 | 137,975 | 1,397,006 | 203,837 | 119,467 | 1,339,196 | 1,961,081 | 6,065,390 |
| 1978 | 106,702 | 72,585 | 170,578 | 151,120 | 1,254,043 | 139,662 | 132,224 | 1,265,813 | 1,922,950 | 5,738,596 |
| 1979 | 85,942 | 56,331 | 174,147 | 150,029 | 1,490,461 | 201,935 | 260,981 | 1,216,126 | 1,798,566 | 5,960,033 |
| 1980 | 120,896 | 123,120 | 167,249 | 164,749 | 1,988,619 | 189,132 | 238,607 | 1,437,614 | 2,231,456 | 7,463,378 |
| 1981 | 76,965 | 33,322 | 113,202 | 171,669 | 1,741,488 | 163,934 | 161,182 | 1,799,832 | 2,762,773 | 7,646,858 |
| 1982 | 158,178 | 142,631 | 224,170 | 224,051 | 1,793,867 | 195,086 | 15,768 | 1,933,859 | 2,961,383 | 8,475,944 |
| 1983 | 136,350 | 124,724 | 203,733 | 217,324 | 2,421,794 | 199,708 | 181,879 | 2,550,842 | 4,302,165 | 11,303,322 |
| 1984 | 163,331 | 108,212 | 188,724 | 245,764 | 3,312,127 | 329,490 | 204,332 | 3,215,901 | 5,077,824 | 14,043,628 |
| 1985 | 198,368 | 154,995 | 194,327 | 360,308 | 3,463,178 | 237,127 | 180,068 | 3,427,049 | 5,683,454 | 14,964,899 |
| 1986 | 248,170 | 242,660 | 346,410 | 349,369 | 3,781,427 | 320,984 | 360,156 | 3,574,451 | 5,780,666 | 16,593,102 |
| 1987 | 334,059 | 325,697 | 469,378 | 322,824 | 3,731,912 | 463,757 | 238,813 | 4,080,465 | 5,636,043 | 17,063,245 |
| 1988 | 290,881 | 220,658 | 374,653 | 318,253 | 3,451,893 | 411,110 | 313,806 | 3,746,920 | 5,150,238 | 15,704,693 |
| 1989 | 268,025 | 207,487 | 595,433 | 380,883 | 3,512,884 | 333,996 | 220,978 | 3,751,081 | 5,458,633 | 16,336,263 |
| 1990 | 363,652 | 225,171 | 480,738 | 677,729 | 4,021,727 | 439,953 | 212,851 | 4,381,643 | 6,440,643 | 18,959,051 |
| 1991 | 328,683 | 269,873 | 371,312 | 433,313 | 4,309,082 | 424,704 | 273,169 | 4,566,702 | 5,805,189 | 18,565,503 |
| 1992 | 334,579 | 270,768 | 409,314 | 423,717 | 4,734,368 | 729,211 | 571,412 | 4,270,793 | 6,471,964 | 19,838,439 |
| 1993 | 413,722 | 278,375 | 496,851 | 594,201 | 5,182,830 | 664,063 | 423,780 | 5,266,124 | 7,583,165 | 23,092,943 |
| 1994 | 346,600 | 239,873 | 482,301 | 445,909 | 4,012,614 | 414,899 | 254,393 | 3,727,019 | 7,142,378 | 19,069,838 |
| 1995 | 405,045 | 242,253 | 622,654 | 507,102 | 4,607,154 | 309,283 | 315,905 | 3,973,757 | 6,540,575 | 19,680,665 |
| 1996 | 367,570 | 238,622 | 519,560 | 604,736 | 4,892,967 | 214,773 | 187,784 | 4,331,630 | 7,065,052 | 20,408,184 |
| 1997 | 309,696 | 254,080 | 516,115 | 429,771 | 5,094,202 | 261,221 | 275,610 | 4,011,366 | 7,387,904 | 21,710,020 |
| 1998 | 295,927 | 170,556 | 384,226 | 484,072 | 4,752,549 | 309,440 | 248,178 | 4,694,822 | 7,530,927 | 20,885,007 |
| 1999 | 395,036 | 195,417 | 423,158 | 542,097 | 5,103,420 | 342,515 | 221,942 | 4,894,215 | 8,835,442 | 23,089,410 |
| 2000 | 405,494 | 328,900 | 649,652 | 564,437 | 5,942,037 | 341,230 | 140,009 | 5,370,216 | 12,465,033 | 28,209,574 |
| 2001 | 415,298 | 895,341 | 520,889 | 660,008 | 4,700,135 | (133,493) | (94,172) | 6,003,710 | 15,778,861 | 30,831,154 |
| 2002 | 380,410 | 296,713 | 958,335 | 860,292 | 5,941,389 | 31,558 | 251,205 | 5,589,127 | 11,451,902 | 28,269,598 |
| 2003 | 339,986 | 236,306 | 691,422 | 613,937 | 6,164,628 | (137,397) | 18,246 | 6,989,179 | 11,502,301 | 28,622,818 |
| 2004 | 245,238 | 176,391 | 624,811 | 585,891 | 7,238,227 | (139,901) | (165,858) | 8,913,604 | 14,633,859 | 33,561,046 |
| 2005 | 211,328 | 118,730 | 849,764 | 466,735 | 6,234,813 | (183,109) | (192,435) | 5,882,666 | 13,847,844 | 28,863,166 |
| 2006 | 191,460 | 54,885 | 764,909 | 503,721 | 5,102,072 | (177,940) | (179,942) | 8,387,277 | 13,755,191 | 30,258,654 |
| 2007 | 258,903 | 292,925 | 552,445 | 551,971 | 6,689,930 | (433,298) | (342,041) | 10,911,388 | 8,495,178 | 29,247,374 |
| 2008 | 429,071 | 237,400 | 425,332 | 725,567 | 11,124,364 | (261,090) | (202,968) | 13,033,051 | 10,926,499 | 38,578,612 |
| 2009 | 413,847 | 211,920 | 623,150 | 551,780 | 7,839,193 | 591,979 | (46,289) | 8,760,103 | 13,346,278 | 34,509,762 |
| 2010 | 446,496 | 116,204 | 423,672 | 703,628 | 7,870,531 | (150,518) | (50,265) | 6,648,709 | 9,689,382 | 27,783,499 |
| 2011 | 622,763 | 312,681 | 874,050 | 1,583,607 | 8,800,970 | (231,289) | (41,944) | 6,234,277 | 15,904,917 | 36,631,662 |
| 2012 | 794,392 | 280,503 | 1,049,480 | 3,227,824 | 11,224,854 | 396,916 | 452,512 | 8,830,866 | 12,819,119 | 41,397,643 |
| 2013 | 484,741 | 455,277 | 902,201 | 828,734 | 11,799,995 | 278,052 | 165,955 | 9,567,487 | 14,515,507 | 41,280,961 |
| 2014 | 113,863 | 75,595 | 559,931 | 333,974 | 15,049,226 | 208,297 | 329,421 | 10,345,779 | 15,936,015 | 46,300,238 |
| 2015 | 674,495 | 276,469 | 627,393 | 836,450 | 11,151,427 | 151,462 | 241,568 | 11,877,826 | 16,338,779 | 44,390,937 |
| 2016 | 643,236 | 63,961 | 1,306,888 | 836,604 | 10,114,584 | (34,148) | (331,266) | 12,358,784 | 18,943,300 | 45,571,135 |
| 2017 | 606,327 | 60,818 | 940,087 | 598,361 | 7,963,055 | (117,173) | 640,101 | 10,849,261 | 16,033,370 | 39,591,656 |
| 2018 | 396,251 | 330,771 | 1,592,373 | 1,092,907 | 13,687,126 | 27,807 | 247,342 | 10,025,896 | 17,274,396 | 46,142,877 |
| 2019 | 697,697 | 190,468 | 1,670,603 | 1,069,557 | 13,710,294 | 385,514 | 571,827 | 14,268,262 | 20,286,077 | 55,102,847 |
| **2020** | **683,022** | **191,752** | **1,628,958** | **1,060,495** | **13,900,638** | **381,837** | **561,051** | **13,122,786** | **18,260,243** | **52,004,364** |
| 2021 | 697,771 | 193,075 | 1,672,116 | 1,078,397 | 14,107,637 | 388,932 | 574,070 | 14,895,792 | 19,954,683 | 55,826,058 |
| 2022 | 699,758 | 193,683 | 1,673,797 | 1,080,178 | 14,045,252 | 389,282 | 574,673 | 14,236,569 | 19,695,337 | 54,854,200 |
| 2023 | 706,756 | 195,619 | 1,690,535 | 1,090,980 | 14,185,704 | 393,175 | 580,420 | 14,378,935 | 19,892,291 | 55,402,743 |
| 2024 | 713,823 | 197,576 | 1,707,441 | 1,101,889 | 14,327,561 | 397,107 | 586,224 | 14,522,724 | 20,091,214 | 55,956,770 |
| 2025 | 720,962 | 199,551 | 1,724,515 | 1,112,908 | 14,470,837 | 401,078 | 592,086 | 14,667,951 | 20,292,126 | 56,516,338 |
| 2026 | 728,171 | 201,547 | 1,741,760 | 1,124,037 | 14,615,545 | 405,089 | 598,007 | 14,814,631 | 20,495,047 | 57,081,500 |
| 2027 | 735,453 | 203,562 | 1,759,178 | 1,135,278 | 14,761,701 | 409,140 | 603,987 | 14,962,777 | 20,699,997 | 57,652,317 |
| 2028 | 742,808 | 205,598 | 1,776,770 | 1,146,631 | 14,909,318 | 413,231 | 610,027 | 15,112,405 | 20,906,997 | 58,228,842 |
| 2029 | 750,236 | 207,654 | 1,794,537 | 1,158,097 | 15,058,411 | 417,363 | 616,127 | 15,263,529 | 21,116,067 | 58,811,127 |
| 2030 | 757,738 | 209,731 | 1,812,483 | 1,169,678 | 15,208,995 | 421,537 | 622,288 | 15,416,164 | 21,327,228 | 59,399,239 |
| 2031 | 765,315 | 211,828 | 1,830,607 | 1,181,375 | 15,361,085 | 425,752 | 628,511 | 15,570,326 | 21,540,500 | 59,993,230 |
| 2032 | 772,969 | 213,946 | 1,848,913 | 1,193,188 | 15,514,696 | 430,010 | 634,796 | 15,726,029 | 21,755,905 | 60,593,163 |
| 2033 | 780,698 | 216,086 | 1,867,403 | 1,205,120 | 15,669,843 | 434,310 | 641,144 | 15,883,290 | 21,973,464 | 61,199,096 |
| 2034 | 788,505 | 218,246 | 1,886,077 | 1,217,171 | 15,826,541 | 438,653 | 647,556 | 16,042,122 | 22,193,199 | 61,811,085 |
| 2035 | 796,390 | 220,429 | 1,904,937 | 1,229,343 | 15,984,807 | 443,040 | 654,031 | 16,202,544 | 22,415,131 | 62,429,198 |
| **TOTAL** | **27,162,277** | **13,113,599** | **53,934,507** | **44,888,520** | **502,059,293** | **15,401,298** | **17,411,490** | **503,833,733** | **745,054,089** | **2,041,573,651** |

**TABLE B-11 Minimum OMP&R Costs of Each Aqueduct Reach to be Reimbursed through Minimum OMP&R Component of Transportation Charge (in dollars)**

Sheet 5 of 9

| Calendar Year | CALIFORNIA AQUEDUCT (continued) | | | | | | | | |
|---|---|---|---|---|---|---|---|---|---|
| | TEHACHAPI DIVISION | | | MOJAVE DIVISION | | | | | |
| | Reach 17E | Reach 17F | Subtotal | Reach 18A | Reach 19 | Reach 20A | Reach 20B | Reach 21 | Reach 22A |
| | [40] | [41] | [42] | [43] | [44] | [45] | [46] | [47] | [48] |
| 1961 | 0 | 0 | 0 | 0 | 0 | 0 | 0 | 0 | 0 |
| 1962 | 0 | 0 | 0 | 0 | 0 | 0 | 0 | 0 | 0 |
| 1963 | 0 | 0 | 0 | 0 | 0 | 0 | 0 | 0 | 0 |
| 1964 | 0 | 0 | 0 | 0 | 0 | 0 | 0 | 0 | 0 |
| 1965 | 0 | 0 | 0 | 0 | 0 | 0 | 0 | 0 | 0 |
| 1966 | 0 | 0 | 0 | 0 | 0 | 0 | 0 | 0 | 0 |
| 1967 | 0 | 0 | 0 | 0 | 0 | 0 | 0 | 0 | 0 |
| 1968 | 0 | 0 | 0 | 0 | 0 | 0 | 0 | 0 | 0 |
| 1969 | 0 | 0 | 0 | 0 | 0 | 0 | 0 | 0 | 0 |
| 1970 | 0 | 0 | 0 | 0 | 0 | 0 | 0 | 0 | 0 |
| 1971 | 3,471 | 0 | 3,471 | 0 | 0 | 0 | 0 | 0 | 0 |
| 1972 | 1,424,782 | 28,127 | 1,452,909 | 36,699 | 135,675 | 130,711 | 120,271 | 75,768 | 80,436 |
| 1973 | 1,777,260 | 49,949 | 1,827,209 | 36,207 | 146,739 | 161,838 | 148,631 | 60,641 | 66,539 |
| 1974 | 2,298,091 | 16,259 | 2,314,350 | 30,525 | 90,404 | 115,571 | 88,200 | 65,007 | 77,667 |
| 1975 | 2,403,430 | 35,193 | 2,438,623 | 40,588 | 122,584 | 137,684 | 118,898 | 135,462 | 77,825 |
| 1976 | 2,776,194 | 126,653 | 2,902,847 | 118,610 | 201,215 | 182,927 | 151,555 | 106,314 | 131,007 |
| 1977 | 3,845,464 | 83,936 | 3,929,400 | 93,565 | 226,906 | 180,884 | 112,589 | 98,757 | 86,279 |
| 1978 | 2,954,313 | 42,637 | 2,996,950 | 91,815 | 200,759 | 215,673 | 120,584 | 109,271 | 71,763 |
| 1979 | 3,539,402 | 45,997 | 3,585,399 | 99,670 | 307,386 | 261,205 | 194,104 | 203,078 | 121,586 |
| 1980 | 4,749,245 | 54,806 | 4,804,051 | 116,487 | 446,175 | 290,719 | 237,250 | 156,794 | 117,274 |
| 1981 | 5,485,957 | 64,886 | 5,550,843 | 316,590 | 585,003 | 325,112 | 292,081 | 181,062 | 119,602 |
| 1982 | 6,349,080 | 55,997 | 6,405,077 | 447,739 | 638,615 | 275,763 | 330,502 | 186,109 | 125,429 |
| 1983 | 14,153,033 | 96,397 | 14,249,430 | 345,229 | 564,698 | 368,139 | 326,767 | 219,943 | 140,523 |
| 1984 | 18,448,383 | 77,201 | 18,525,584 | 267,497 | 563,588 | 413,443 | 329,933 | 266,919 | 146,866 |
| 1985 | 18,134,698 | 137,928 | 18,272,626 | 298,932 | 475,028 | 450,444 | 388,327 | 799,514 | 125,780 |
| 1986 | 19,297,129 | 109,938 | 19,407,067 | 703,413 | 350,906 | 347,690 | 315,566 | 242,158 | 178,847 |
| 1987 | 17,398,908 | 98,355 | 17,497,263 | 1,261,056 | 558,996 | 818,475 | 357,971 | 298,190 | 236,263 |
| 1988 | 17,697,838 | 138,405 | 17,836,243 | 1,242,139 | 560,911 | 585,014 | 400,005 | 331,099 | 149,876 |
| 1989 | 17,641,151 | 88,488 | 17,729,639 | 1,049,615 | 283,065 | 366,590 | 345,614 | 194,047 | 138,825 |
| 1990 | 19,995,760 | 99,868 | 20,095,628 | 1,298,537 | 229,083 | 469,502 | 202,412 | 273,748 | 49,174 |
| 1991 | 19,903,346 | 131,558 | 20,034,904 | 1,432,360 | 665,443 | 1,025,089 | 516,257 | 478,555 | 231,223 |
| 1992 | 18,194,788 | 279,610 | 18,474,398 | 1,167,898 | 738,238 | 666,181 | 696,623 | 585,072 | 168,251 |
| 1993 | 19,051,939 | 199,640 | 19,251,579 | 1,868,745 | 606,763 | 1,232,409 | 818,675 | 509,309 | 207,818 |
| 1994 | 17,354,702 | 204,963 | 17,559,665 | 1,699,479 | 763,493 | 1,145,700 | 957,350 | 873,215 | 241,679 |
| 1995 | 19,360,033 | 191,516 | 19,551,549 | 1,284,146 | 614,314 | 1,941,939 | 2,411,412 | 355,198 | 179,930 |
| 1996 | 19,041,451 | 237,846 | 19,279,297 | 1,163,708 | 576,674 | 1,335,804 | 1,713,145 | 790,618 | 136,397 |
| 1997 | 19,724,881 | 176,120 | 19,901,001 | 1,330,450 | 730,628 | 1,401,562 | 2,043,179 | 640,177 | 189,241 |
| 1998 | 23,227,152 | 182,754 | 23,409,906 | 1,513,656 | 309,052 | 7,568,901 | 508,030 | 297,621 | 115,100 |
| 1999 | 19,935,886 | 160,568 | 20,096,454 | 3,153,935 | 732,113 | 5,398,788 | 1,667,027 | 1,395,062 | 188,629 |
| 2000 | 23,227,369 | 244,410 | 23,471,779 | 1,870,490 | 737,293 | 1,378,795 | 1,434,507 | 972,081 | 165,502 |
| 2001 | 24,052,191 | 617,689 | 24,669,880 | 2,438,339 | 2,543,535 | 1,838,032 | 1,521,485 | 1,068,195 | 474,308 |
| 2002 | 20,727,872 | 472,353 | 21,200,225 | 1,398,669 | 800,734 | 757,147 | 584,168 | 1,156,409 | 282,326 |
| 2003 | 20,832,780 | 283,154 | 21,115,934 | 3,732,959 | 677,475 | 710,041 | 624,601 | 469,225 | 279,922 |
| 2004 | 26,586,558 | 245,847 | 26,832,405 | 1,821,744 | 1,375,487 | 1,322,272 | 1,044,918 | 1,054,543 | 413,437 |
| 2005 | 16,373,205 | 1,498,514 | 17,871,718 | 2,840,486 | 1,501,877 | 1,540,619 | 879,549 | 677,058 | 353,179 |
| 2006 | 14,723,341 | 272,732 | 14,996,074 | 4,459,028 | 1,308,586 | 1,198,000 | 2,917,951 | 961,222 | 756,694 |
| 2007 | 15,893,697 | 346,113 | 16,239,810 | 5,903,853 | 1,629,475 | 1,796,273 | 1,821,912 | 829,687 | 654,611 |
| 2008 | 23,017,672 | 320,096 | 23,337,768 | 2,270,436 | 1,372,458 | 1,261,251 | 828,752 | 499,829 | 709,393 |
| 2009 | 22,756,256 | 156,834 | 22,913,090 | 2,555,842 | 1,546,612 | 1,347,318 | 1,172,674 | 781,055 | 540,795 |
| 2010 | 14,662,660 | 262,469 | 14,925,128 | 3,375,014 | 1,603,144 | 2,605,491 | 1,725,355 | 785,070 | 694,879 |
| 2011 | 18,662,153 | 139,112 | 18,801,264 | 2,545,981 | 1,772,468 | 2,315,210 | 2,216,453 | 624,379 | 579,320 |
| 2012 | 21,030,692 | 218,986 | 21,249,678 | 5,061,097 | 1,460,542 | 1,600,535 | 2,700,468 | 1,804,569 | 651,753 |
| 2013 | 33,829,306 | 263,479 | 34,092,785 | 5,818,176 | 1,663,884 | 1,292,689 | 3,047,230 | 1,399,916 | 530,606 |
| 2014 | 38,067,676 | 221,989 | 38,289,665 | 3,929,003 | 2,614,314 | 1,357,181 | 2,957,877 | 621,646 | 753,959 |
| 2015 | 27,072,628 | 146,184 | 27,218,811 | 4,657,646 | 2,071,042 | 2,845,103 | 863,394 | 2,589,212 | 1,108,348 |
| 2016 | 27,131,213 | 127,534 | 27,258,747 | 4,300,371 | 2,292,988 | 1,410,412 | 1,233,332 | 878,805 | 274,658 |
| 2017 | 26,803,979 | 157,664 | 26,961,643 | 4,207,836 | 2,635,239 | 1,574,833 | 1,262,851 | 713,891 | 385,601 |
| 2018 | 23,796,812 | 281,014 | 24,077,826 | 5,192,822 | 2,675,177 | 2,419,609 | 1,534,875 | 930,526 | 539,364 |
| 2019 | 29,928,074 | 240,312 | 30,168,386 | 5,752,107 | 3,332,366 | 2,213,872 | 1,676,515 | 1,072,135 | 529,543 |
| **2020** | **29,023,576** | **241,908** | **29,265,484** | **5,782,840** | **3,385,444** | **2,248,875** | **1,708,694** | **1,090,846** | **542,961** |
| 2021 | 29,150,130 | 223,638 | 29,373,768 | 5,806,667 | 3,395,938 | 2,253,981 | 1,708,858 | 1,091,019 | 543,318 |
| 2022 | 29,660,933 | 237,639 | 29,898,572 | 5,838,343 | 3,404,961 | 2,261,298 | 1,715,002 | 1,095,514 | 543,993 |
| 2023 | 29,957,542 | 240,015 | 30,197,557 | 5,896,727 | 3,439,011 | 2,283,911 | 1,732,152 | 1,106,469 | 549,433 |
| 2024 | 30,257,117 | 242,415 | 30,499,532 | 5,955,694 | 3,473,401 | 2,306,750 | 1,749,474 | 1,117,533 | 554,927 |
| 2025 | 30,559,689 | 244,840 | 30,804,529 | 6,015,251 | 3,508,135 | 2,329,818 | 1,766,969 | 1,128,709 | 560,477 |
| 2026 | 30,865,285 | 247,288 | 31,112,573 | 6,075,404 | 3,543,217 | 2,353,116 | 1,784,638 | 1,139,996 | 566,081 |
| 2027 | 31,173,938 | 249,761 | 31,423,699 | 6,136,158 | 3,578,649 | 2,376,647 | 1,802,485 | 1,151,396 | 571,742 |
| 2028 | 31,485,678 | 252,258 | 31,737,936 | 6,197,519 | 3,614,435 | 2,400,413 | 1,820,509 | 1,162,910 | 577,460 |
| 2029 | 31,800,534 | 254,781 | 32,055,315 | 6,259,494 | 3,650,580 | 2,424,418 | 1,838,715 | 1,174,539 | 583,234 |
| 2030 | 32,118,540 | 257,329 | 32,375,869 | 6,322,089 | 3,687,085 | 2,448,662 | 1,857,102 | 1,186,284 | 589,067 |
| 2031 | 32,439,725 | 259,902 | 32,699,627 | 6,385,310 | 3,723,956 | 2,473,148 | 1,875,673 | 1,198,147 | 594,957 |
| 2032 | 32,764,122 | 262,501 | 33,026,623 | 6,449,163 | 3,761,196 | 2,497,880 | 1,894,429 | 1,210,129 | 600,907 |
| 2033 | 33,091,764 | 265,126 | 33,356,890 | 6,513,655 | 3,798,808 | 2,522,859 | 1,913,374 | 1,222,230 | 606,916 |
| 2034 | 33,422,681 | 267,777 | 33,690,458 | 6,578,791 | 3,836,796 | 2,548,087 | 1,932,507 | 1,234,452 | 612,985 |
| 2035 | 33,756,908 | 270,455 | 34,027,363 | 6,644,579 | 3,875,164 | 2,573,568 | 1,951,833 | 1,246,797 | 619,115 |
| **TOTAL** | **1,326,872,064** | **13,749,709** | **1,340,621,773** | **195,498,873** | **105,715,929** | **98,901,872** | **77,014,239** | **48,375,131** | **23,795,598** |

## TABLE B-11 Minimum OMP&R Costs of Each Aqueduct Reach to be Reimbursed through Minimum OMP&R Component of Transportation Charge (in dollars)

Sheet 6 of 9

| Calendar Year | CALIFORNIA AQUEDUCT (continued) | | | | | | | | | |
|---|---|---|---|---|---|---|---|---|---|---|
| | MOJAVE DIVISION (continued) | | | | SANTA ANA DIVISION | | | | | |
| | Reach 22B | Reach 23 | Reach 24 | Subtotal | Reach 25 | Reach 26A | Reach 28G | Reach 28H | Reach 28J | Subtotal |
| | [49] | [50] | [51] | [52] | [53] | [54] | [55] | [56] | [57] | [58] |
| 1961 | 0 | 0 | 0 | 0 | 0 | 0 | 0 | 0 | 0 | 0 |
| 1962 | 0 | 0 | 0 | 0 | 0 | 0 | 0 | 0 | 0 | 0 |
| 1963 | 0 | 0 | 0 | 0 | 0 | 0 | 0 | 0 | 0 | 0 |
| 1964 | 0 | 0 | 0 | 0 | 0 | 0 | 0 | 0 | 0 | 0 |
| 1965 | 0 | 0 | 0 | 0 | 0 | 0 | 0 | 0 | 0 | 0 |
| 1966 | 0 | 0 | 0 | 0 | 0 | 0 | 0 | 0 | 0 | 0 |
| 1967 | 0 | 0 | 0 | 0 | 0 | 0 | 0 | 0 | 0 | 0 |
| 1968 | 0 | 0 | 0 | 0 | 0 | 0 | 0 | 0 | 0 | 0 |
| 1969 | 0 | 0 | 0 | 0 | 0 | 0 | 0 | 0 | 0 | 0 |
| 1970 | 0 | 0 | 0 | 0 | 0 | 0 | 0 | 0 | 0 | 0 |
| 1971 | 0 | 0 | 0 | 0 | 0 | 0 | 0 | 0 | 0 | 0 |
| 1972 | 1,036,831 | 51,520 | 362,153 | 2,030,064 | 26 | 578 | 109 | 30 | 0 | 743 |
| 1973 | 1,283,816 | 65,475 | 353,262 | 2,323,148 | 20,541 | 679,328 | 136,352 | 79 | 0 | 836,300 |
| 1974 | 1,477,946 | 96,340 | 334,302 | 2,375,962 | 24,380 | 799,400 | 155,262 | 34,693 | 854,637 | 1,868,372 |
| 1975 | 1,630,554 | 111,141 | 419,450 | 2,794,186 | 29,337 | 885,021 | 110,729 | 69,082 | 723,814 | 1,817,983 |
| 1976 | 1,598,071 | 107,787 | 304,638 | 2,902,124 | 51,356 | 1,103,139 | 138,575 | 100,400 | 635,853 | 2,029,323 |
| 1977 | 1,882,080 | 71,228 | 48,359 | 2,800,647 | 62,584 | 1,412,740 | 127,543 | 92,647 | 825,880 | 2,521,394 |
| 1978 | 2,211,965 | 72,179 | 637,401 | 3,731,410 | 67,186 | 1,159,950 | 166,919 | 68,363 | 835,082 | 2,297,500 |
| 1979 | 2,104,832 | 76,960 | 202,566 | 3,571,387 | 84,462 | 1,235,189 | 142,586 | 92,812 | 265,525 | 1,820,574 |
| 1980 | 2,670,387 | 147,009 | 688,605 | 4,870,700 | 72,651 | 1,532,535 | 158,340 | 129,897 | 1,120,131 | 3,013,554 |
| 1981 | 3,030,407 | 134,895 | 47,750 | 5,032,502 | 35,662 | 1,575,444 | 160,053 | 111,722 | 333,550 | 2,216,431 |
| 1982 | 3,248,883 | 299,712 | 623,755 | 6,176,507 | 26,852 | 1,822,250 | 205,350 | 135,463 | 1,518,759 | 3,708,674 |
| 1983 | 3,899,769 | 223,626 | 384,292 | 6,472,986 | 19,017 | 1,663,599 | 244,720 | 124,651 | 412,806 | 2,464,793 |
| 1984 | 4,783,997 | 59,337 | 1,104,149 | 7,935,729 | 11,319 | 2,325,661 | 240,496 | 190,924 | 769,068 | 3,537,468 |
| 1985 | 5,330,501 | 261,135 | 811,346 | 8,941,007 | 17,764 | 2,707,662 | 451,600 | 182,242 | 871,492 | 4,230,760 |
| 1986 | 6,190,812 | 156,053 | 515,945 | 9,001,390 | 31,012 | 2,768,728 | 439,048 | 256,526 | 982,332 | 4,477,646 |
| 1987 | 5,731,239 | 151,796 | 732,607 | 10,146,593 | 19,362 | 2,847,390 | 278,094 | 218,717 | 1,118,529 | 4,482,092 |
| 1988 | 6,910,472 | 253,833 | 970,052 | 11,403,401 | 36,576 | 3,087,873 | 271,868 | 200,811 | 1,176,659 | 4,773,787 |
| 1989 | 5,963,386 | 349,544 | 1,242,144 | 9,932,830 | 30,881 | 3,190,809 | 230,953 | 281,861 | 1,130,035 | 4,864,539 |
| 1990 | 6,905,442 | 436,785 | 1,891,053 | 11,755,736 | 25,518 | 3,330,913 | 437,812 | 308,144 | 1,538,449 | 5,640,836 |
| 1991 | 7,488,366 | 263,723 | 1,561,051 | 13,662,067 | 32,172 | 3,847,589 | 843,388 | 632,912 | 1,630,321 | 6,986,382 |
| 1992 | 7,076,997 | 317,042 | 622,116 | 12,038,418 | 55,819 | 4,043,878 | 281,864 | 5,636,464 | 1,102,519 | 11,120,544 |
| 1993 | 7,765,751 | 359,632 | 1,708,915 | 15,078,017 | 72,464 | 5,638,325 | 382,195 | 570,563 | 994,721 | 7,658,268 |
| 1994 | 7,691,548 | 1,220,795 | 1,245,936 | 15,839,195 | 105,373 | 5,139,991 | 617,136 | 415,603 | 1,022,412 | 7,300,515 |
| 1995 | 6,994,639 | 842,041 | 746,371 | 15,369,990 | 96,781 | 4,357,648 | 1,308,828 | 704,154 | 894,338 | 7,361,749 |
| 1996 | 8,590,347 | 889,842 | (78,782) | 15,117,753 | 156,395 | 4,051,744 | 1,001,063 | 1,041,697 | 1,316,493 | 7,567,392 |
| 1997 | 8,138,580 | 1,586,227 | 3,355,446 | 19,415,490 | 177,217 | 4,585,198 | 493,841 | 949,188 | 953,590 | 7,159,034 |
| 1998 | 8,887,728 | 1,924,868 | 1,134,837 | 22,259,793 | 142,703 | 4,856,225 | 379,997 | 991,426 | (67,444) | 6,302,907 |
| 1999 | 9,516,356 | 2,034,226 | 1,222,891 | 25,309,026 | 190,302 | 6,039,135 | 503,433 | 1,970,921 | 1,084,943 | 9,788,735 |
| 2000 | 9,524,751 | 1,711,065 | 1,514,074 | 19,308,557 | 353,556 | 4,194,994 | 842,570 | 1,003,213 | 1,124,399 | 7,518,730 |
| 2001 | 7,695,659 | 1,891,901 | 31,234 | 19,502,687 | 296,461 | 2,442,119 | 1,667,660 | 810,577 | 5,658,124 | 10,874,941 |
| 2002 | 11,246,902 | 1,693,570 | 934,872 | 18,854,797 | 509,111 | 3,398,320 | 1,250,266 | 422,611 | 2,236,036 | 7,816,343 |
| 2003 | 13,350,815 | 2,095,918 | (452,530) | 21,488,425 | 368,521 | 3,729,470 | 545,107 | 375,520 | 1,281,528 | 6,300,147 |
| 2004 | 10,500,182 | 2,128,188 | 1,087,045 | 20,747,817 | 427,774 | 5,435,324 | 1,238,040 | 439,722 | 3,578,697 | 11,119,557 |
| 2005 | 7,608,361 | 2,414,926 | 2,241,009 | 20,057,064 | 452,675 | 5,608,440 | 1,518,256 | 683,607 | (1,905,129) | 6,357,849 |
| 2006 | 10,122,699 | 1,924,426 | 578,257 | 24,226,863 | 301,178 | 5,208,306 | 638,263 | 320,547 | 5,196,897 | 11,665,191 |
| 2007 | 10,028,925 | 2,957,603 | 652,391 | 26,274,729 | 227,833 | 8,082,763 | 823,731 | 705,613 | 3,275,249 | 13,115,188 |
| 2008 | 14,697,811 | 2,416,322 | 1,011,044 | 25,067,296 | 307,554 | 6,673,321 | 809,314 | 780,677 | 4,564,909 | 13,135,776 |
| 2009 | 12,251,109 | 3,494,124 | 1,519,921 | 25,209,449 | 509,167 | 7,248,805 | 629,994 | 681,317 | 2,770,007 | 11,839,289 |
| 2010 | 12,897,819 | 3,226,278 | 2,497,242 | 29,410,292 | 605,860 | 6,524,016 | 472,877 | 422,032 | 3,548,778 | 11,573,563 |
| 2011 | 13,500,979 | 4,104,748 | 3,060,699 | 30,720,238 | 432,297 | 5,573,238 | 884,689 | 565,634 | 4,855,209 | 12,311,067 |
| 2012 | 13,587,909 | 2,845,790 | 4,690,868 | 34,403,532 | 244,671 | 6,417,638 | 1,708,415 | 546,612 | 3,964,740 | 12,882,077 |
| 2013 | 14,561,505 | 3,501,521 | 3,614,994 | 35,430,521 | 439,182 | 7,911,803 | 857,872 | 733,760 | 2,337,750 | 12,280,368 |
| 2014 | 17,922,146 | 4,318,586 | 2,887,644 | 37,362,358 | 316,530 | 9,066,303 | 1,171,054 | 330,766 | 9,718,268 | 20,602,921 |
| 2015 | 19,353,717 | 4,540,541 | 2,759,753 | 40,788,754 | 178,344 | 11,930,915 | 823,711 | 497,046 | 2,349,209 | 15,779,225 |
| 2016 | 21,232,168 | 5,164,807 | 4,321,284 | 41,108,824 | 499,735 | 10,937,652 | 598,717 | 644,907 | 2,732,160 | 15,413,170 |
| 2017 | 17,476,506 | 5,243,616 | 4,836,514 | 38,336,887 | 561,204 | 9,356,022 | 1,438,996 | 648,722 | (4,352,834) | 7,652,110 |
| 2018 | 13,439,826 | 6,264,075 | 5,666,642 | 38,662,916 | 305,419 | 12,218,133 | 1,084,703 | 925,727 | 8,834,464 | 23,368,445 |
| 2019 | 20,569,502 | 7,213,431 | 5,184,102 | 47,543,573 | 550,487 | 14,984,510 | 1,466,588 | 858,377 | 6,557,715 | 24,417,677 |
| **2020** | **20,734,277** | **7,244,168** | **3,057,353** | **45,795,458** | **552,439** | **14,801,611** | **1,501,769** | **853,632** | **5,288,910** | **22,998,361** |
| 2021 | 21,595,572 | 7,284,921 | 3,711,240 | 47,391,514 | 894,114 | 14,661,827 | 1,580,836 | 851,142 | 5,485,676 | 23,473,595 |
| 2022 | 21,176,115 | 7,319,982 | 4,024,074 | 47,379,282 | 672,337 | 14,964,143 | 1,531,562 | 862,928 | 5,835,208 | 23,866,178 |
| 2023 | 21,387,876 | 7,393,182 | 4,064,315 | 47,853,076 | 679,060 | 15,113,784 | 1,546,878 | 871,557 | 5,893,560 | 24,104,839 |
| 2024 | 21,601,754 | 7,467,114 | 4,104,958 | 48,331,605 | 685,851 | 15,264,922 | 1,562,346 | 880,273 | 5,952,496 | 24,345,888 |
| 2025 | 21,817,772 | 7,541,785 | 4,146,008 | 48,814,924 | 692,709 | 15,417,571 | 1,577,970 | 889,075 | 6,012,021 | 24,589,346 |
| 2026 | 22,035,950 | 7,617,203 | 4,187,468 | 49,303,073 | 699,636 | 15,571,747 | 1,593,750 | 897,966 | 6,072,141 | 24,835,240 |
| 2027 | 22,256,309 | 7,693,375 | 4,229,343 | 49,796,104 | 706,633 | 15,727,465 | 1,609,687 | 906,946 | 6,132,863 | 25,083,594 |
| 2028 | 22,478,872 | 7,770,308 | 4,271,636 | 50,294,062 | 713,699 | 15,884,739 | 1,625,784 | 916,015 | 6,194,191 | 25,334,428 |
| 2029 | 22,703,661 | 7,848,012 | 4,314,352 | 50,797,005 | 720,836 | 16,043,587 | 1,642,042 | 925,175 | 6,256,133 | 25,587,773 |
| 2030 | 22,930,698 | 7,926,492 | 4,357,496 | 51,304,975 | 728,044 | 16,204,022 | 1,658,462 | 934,427 | 6,318,694 | 25,843,649 |
| 2031 | 23,160,005 | 8,005,757 | 4,401,071 | 51,818,024 | 735,325 | 16,366,063 | 1,675,047 | 943,771 | 6,381,881 | 26,102,087 |
| 2032 | 23,391,605 | 8,085,814 | 4,445,082 | 52,336,205 | 742,678 | 16,529,723 | 1,691,797 | 953,209 | 6,445,700 | 26,363,107 |
| 2033 | 23,625,521 | 8,166,672 | 4,489,532 | 52,859,567 | 750,105 | 16,695,020 | 1,708,715 | 962,741 | 6,510,157 | 26,626,738 |
| 2034 | 23,861,776 | 8,248,339 | 4,534,428 | 53,388,161 | 757,606 | 16,861,971 | 1,725,802 | 972,369 | 6,575,259 | 26,893,007 |
| 2035 | 24,100,394 | 8,330,822 | 4,579,772 | 53,922,044 | 765,182 | 17,030,590 | 1,743,060 | 982,092 | 6,641,011 | 27,161,935 |
| **TOTAL** | **770,469,149** | **205,660,132** | **138,747,796** | **1,664,178,719** | **21,079,524** | **476,768,818** | **56,354,484** | **42,512,296** | **190,366,571** | **787,081,694** |

**TABLE B-11 Minimum OMP&R Costs of Each Aqueduct Reach to be Reimbursed through Minimum OMP&R Component of Transportation Charge (in dollars)**

Sheet 7 of 9

| Calendar Year | CALIFORNIA AQUEDUCT (continued) | | | | | | | | | |
|---|---|---|---|---|---|---|---|---|---|---|
| | SANTA ANA DIVISION - EAST BRANCH EXTENSION | | | | | | | | | |
| | Reach 1 | Reach 2A | Reach 2B | Reach 2C | Reach 2D | Reach 2E | Reach 3A | Reach 3B | Reach 3C | Reach 3E |
| | [59] | [60] | [61] | [62] | [63] | [64] | [65] | [66] | [67] | [68] |
| 1961 | 0 | 0 | 0 | 0 | 0 | 0 | 0 | 0 | 0 | 0 |
| 1962 | 0 | 0 | 0 | 0 | 0 | 0 | 0 | 0 | 0 | 0 |
| 1963 | 0 | 0 | 0 | 0 | 0 | 0 | 0 | 0 | 0 | 0 |
| 1964 | 0 | 0 | 0 | 0 | 0 | 0 | 0 | 0 | 0 | 0 |
| 1965 | 0 | 0 | 0 | 0 | 0 | 0 | 0 | 0 | 0 | 0 |
| 1966 | 0 | 0 | 0 | 0 | 0 | 0 | 0 | 0 | 0 | 0 |
| 1967 | 0 | 0 | 0 | 0 | 0 | 0 | 0 | 0 | 0 | 0 |
| 1968 | 0 | 0 | 0 | 0 | 0 | 0 | 0 | 0 | 0 | 0 |
| 1969 | 0 | 0 | 0 | 0 | 0 | 0 | 0 | 0 | 0 | 0 |
| 1970 | 0 | 0 | 0 | 0 | 0 | 0 | 0 | 0 | 0 | 0 |
| 1971 | 0 | 0 | 0 | 0 | 0 | 0 | 0 | 0 | 0 | 0 |
| 1972 | 0 | 0 | 0 | 0 | 0 | 0 | 0 | 0 | 0 | 0 |
| 1973 | 0 | 0 | 0 | 0 | 0 | 0 | 0 | 0 | 0 | 0 |
| 1974 | 0 | 0 | 0 | 0 | 0 | 0 | 0 | 0 | 0 | 0 |
| 1975 | 0 | 0 | 0 | 0 | 0 | 0 | 0 | 0 | 0 | 0 |
| 1976 | 0 | 0 | 0 | 0 | 0 | 0 | 0 | 0 | 0 | 0 |
| 1977 | 0 | 0 | 0 | 0 | 0 | 0 | 0 | 0 | 0 | 0 |
| 1978 | 0 | 0 | 0 | 0 | 0 | 0 | 0 | 0 | 0 | 0 |
| 1979 | 0 | 0 | 0 | 0 | 0 | 0 | 0 | 0 | 0 | 0 |
| 1980 | 0 | 0 | 0 | 0 | 0 | 0 | 0 | 0 | 0 | 0 |
| 1981 | 0 | 0 | 0 | 0 | 0 | 0 | 0 | 0 | 0 | 0 |
| 1982 | 0 | 0 | 0 | 0 | 0 | 0 | 0 | 0 | 0 | 0 |
| 1983 | 0 | 0 | 0 | 0 | 0 | 0 | 0 | 0 | 0 | 0 |
| 1984 | 0 | 0 | 0 | 0 | 0 | 0 | 0 | 0 | 0 | 0 |
| 1985 | 0 | 0 | 0 | 0 | 0 | 0 | 0 | 0 | 0 | 0 |
| 1986 | 0 | 0 | 0 | 0 | 0 | 0 | 0 | 0 | 0 | 0 |
| 1987 | 0 | 0 | 0 | 0 | 0 | 0 | 0 | 0 | 0 | 0 |
| 1988 | 0 | 0 | 0 | 0 | 0 | 0 | 0 | 0 | 0 | 0 |
| 1989 | 0 | 0 | 0 | 0 | 0 | 0 | 0 | 0 | 0 | 0 |
| 1990 | 0 | 0 | 0 | 0 | 0 | 0 | 0 | 0 | 0 | 0 |
| 1991 | 0 | 0 | 0 | 0 | 0 | 0 | 0 | 0 | 0 | 0 |
| 1992 | 0 | 0 | 0 | 0 | 0 | 0 | 0 | 0 | 0 | 0 |
| 1993 | 0 | 0 | 0 | 0 | 0 | 0 | 0 | 0 | 0 | 0 |
| 1994 | 0 | 0 | 0 | 0 | 0 | 0 | 0 | 0 | 0 | 0 |
| 1995 | 0 | 0 | 0 | 0 | 0 | 0 | 0 | 0 | 0 | 0 |
| 1996 | 0 | 0 | 0 | 0 | 0 | 0 | 0 | 0 | 0 | 0 |
| 1997 | 0 | 0 | 0 | 0 | 0 | 0 | 0 | 0 | 0 | 0 |
| 1998 | 0 | 0 | 0 | 0 | 0 | 0 | 0 | 0 | 0 | 0 |
| 1999 | 0 | 0 | 0 | 0 | 0 | 0 | 0 | 0 | 0 | 0 |
| 2000 | 0 | 0 | 0 | 0 | 0 | 0 | 0 | 0 | 0 | 0 |
| 2001 | 0 | 0 | 0 | 0 | 0 | 0 | 0 | 0 | 0 | 0 |
| 2002 | 0 | 0 | 0 | 0 | 0 | 0 | 0 | 0 | 0 | 0 |
| 2003 | 1,022 | 84,351 | 375,153 | 2,329 | 0 | 0 | 627,038 | 0 | 360 | 0 |
| 2004 | 10,740 | 40,841 | 509,089 | 2,340 | 0 | 0 | 276,019 | 0 | 337 | 0 |
| 2005 | 9,849 | 15,079 | 526,273 | 4,153 | 0 | 0 | 496,547 | 0 | 9,036 | 0 |
| 2006 | 10,215 | 10,235 | 547,652 | 9,253 | 57,553 | 0 | 403,157 | 0 | 1,274 | 0 |
| 2007 | 27,124 | 9,821 | 657,894 | 5,083 | 125,317 | 0 | 616,360 | 0 | 58,543 | 0 |
| 2008 | 77,266 | 33,507 | 849,804 | 1,330 | 208,975 | 0 | 1,320,481 | 0 | 93,096 | 0 |
| 2009 | 79,970 | 15,365 | 1,001,173 | 919 | 230,886 | 0 | 1,015,588 | 0 | 24,880 | 0 |
| 2010 | 53,052 | 6,924 | 806,984 | 15,658 | 261,397 | 0 | 1,261,486 | 0 | 9,349 | 0 |
| 2011 | 21,407 | 5,387 | 700,551 | 4,440 | 117,224 | 0 | 1,102,193 | 0 | 10,973 | 0 |
| 2012 | 5,707 | 15,611 | 750,192 | 15,693 | 171,100 | 0 | 1,604,944 | 0 | 26,651 | 0 |
| 2013 | 1,121 | 6,020 | 603,687 | 171,472 | 293,188 | 0 | 1,621,779 | 0 | 4,281 | 0 |
| 2014 | 8,278 | 9,524 | 829,281 | 104,882 | 167,033 | 0 | 1,838,721 | 0 | 3,984 | 0 |
| 2015 | (140) | 7,978 | 823,580 | 11,284 | 89,609 | 0 | 1,509,370 | 0 | 105,479 | 0 |
| 2016 | 0 | 13,429 | 705,775 | 116,849 | 34,192 | 0 | 1,861,763 | 0 | 31,203 | 0 |
| 2017 | 1,233 | 9,103 | 1,075,145 | 160,823 | 29,137 | 1,448,010 | 1,901,240 | 0 | 56,306 | 0 |
| 2018 | 7,913 | 16,327 | 825,342 | 41,323 | 24,144 | 897,463 | 3,831,824 | 327,213 | 12,210 | 5,311 |
| 2019 | 4,038 | 13,829 | 914,310 | 108,871 | 34,741 | 1,175,313 | 3,852,303 | 614,132 | 36,701 | 7,049 |
| **2020** | **4,595** | **14,755** | **990,325** | **124,035** | **37,578** | **1,230,166** | **4,112,061** | **2,138,578** | **41,803** | **8,007** |
| 2021 | 4,616 | 14,790 | 993,503 | 124,648 | 37,054 | 1,220,679 | 4,336,463 | 1,003,422 | 42,006 | 8,039 |
| 2022 | 4,460 | 14,603 | 975,706 | 120,377 | 36,823 | 1,220,806 | 4,141,279 | 1,264,564 | 40,572 | 7,775 |
| 2023 | 4,505 | 14,749 | 985,464 | 121,581 | 37,191 | 1,233,014 | 4,182,692 | 1,277,210 | 40,977 | 7,853 |
| 2024 | 4,550 | 14,896 | 995,318 | 122,796 | 37,563 | 1,245,344 | 4,224,518 | 1,289,982 | 41,387 | 7,931 |
| 2025 | 4,595 | 15,045 | 1,005,271 | 124,024 | 37,938 | 1,257,798 | 4,266,764 | 1,302,882 | 41,801 | 8,011 |
| 2026 | 4,641 | 15,196 | 1,015,324 | 125,265 | 38,318 | 1,270,376 | 4,309,431 | 1,315,911 | 42,219 | 8,091 |
| 2027 | 4,688 | 15,347 | 1,025,477 | 126,517 | 38,701 | 1,283,080 | 4,352,526 | 1,329,070 | 42,641 | 8,172 |
| 2028 | 4,735 | 15,501 | 1,035,732 | 127,782 | 39,088 | 1,295,910 | 4,396,051 | 1,342,361 | 43,068 | 8,253 |
| 2029 | 4,782 | 15,656 | 1,046,089 | 129,060 | 39,479 | 1,308,869 | 4,440,011 | 1,355,784 | 43,498 | 8,336 |
| 2030 | 4,830 | 15,813 | 1,056,550 | 130,351 | 39,874 | 1,321,958 | 4,484,411 | 1,369,342 | 43,933 | 8,419 |
| 2031 | 4,878 | 15,971 | 1,067,116 | 131,654 | 40,272 | 1,335,178 | 4,529,256 | 1,383,036 | 44,373 | 8,503 |
| 2032 | 4,927 | 16,130 | 1,077,787 | 132,971 | 40,675 | 1,348,530 | 4,574,548 | 1,396,866 | 44,816 | 8,588 |
| 2033 | 4,976 | 16,292 | 1,088,565 | 134,301 | 41,082 | 1,362,015 | 4,620,294 | 1,410,835 | 45,265 | 8,674 |
| 2034 | 5,026 | 16,455 | 1,099,450 | 135,644 | 41,493 | 1,375,635 | 4,666,497 | 1,424,943 | 45,717 | 8,761 |
| 2035 | 5,076 | 16,619 | 1,110,445 | 137,000 | 41,908 | 1,389,391 | 4,713,162 | 1,439,192 | 46,174 | 8,849 |
| **TOTAL** | **394,673** | **561,148** | **29,070,005** | **2,824,708** | **2,469,532** | **24,219,535** | **95,490,778** | **22,985,323** | **1,174,912** | **144,622** |

## TABLE B-11 Minimum OMP&R Costs of Each Aqueduct Reach to be Reimbursed through Minimum OMP&R Component of Transportation Charge (in dollars)

Sheet 8 of 9

| Calendar Year | CALIFORNIA AQUEDUCT (continued) | | | | | | | | | |
|---|---|---|---|---|---|---|---|---|---|---|
| | SANTA ANA DIVISION - EAST BRANCH EXTENSION (cont.) | | | WEST BRANCH | | | | | | |
| | Reach 4A | Reach 4B | Subtotal | Reach 29A | Reach 29F | Reach 29G | Reach 29H | Reach 29J | Reach 30 | Subtotal |
| | [69] | [70] | [71] | [72] | [73] | [74] | [75] | [76] | [77] | [78] |
| 1961 | 0 | 0 | 0 | 0 | 0 | 0 | 0 | 0 | 0 | 0 |
| 1962 | 0 | 0 | 0 | 0 | 0 | 0 | 0 | 0 | 0 | 0 |
| 1963 | 0 | 0 | 0 | 0 | 0 | 0 | 0 | 0 | 0 | 0 |
| 1964 | 0 | 0 | 0 | 0 | 0 | 0 | 0 | 0 | 0 | 0 |
| 1965 | 0 | 0 | 0 | 0 | 0 | 0 | 0 | 0 | 0 | 0 |
| 1966 | 0 | 0 | 0 | 0 | 0 | 0 | 0 | 0 | 0 | 0 |
| 1967 | 0 | 0 | 0 | 0 | 0 | 0 | 0 | 0 | 0 | 0 |
| 1968 | 0 | 0 | 0 | 0 | 0 | 0 | 0 | 0 | 0 | 0 |
| 1969 | 0 | 0 | 0 | 0 | 0 | 0 | 0 | 0 | 0 | 0 |
| 1970 | 0 | 0 | 0 | 0 | 0 | 0 | 0 | 0 | 0 | 0 |
| 1971 | 0 | 0 | 0 | 0 | 0 | 0 | 0 | 0 | 0 | 0 |
| 1972 | 0 | 0 | 0 | 719,255 | 159,249 | 199,145 | 234,196 | 88,198 | 420,789 | 1,820,832 |
| 1973 | 0 | 0 | 0 | 779,949 | 339,363 | 122,664 | 264,850 | 119,743 | 621,431 | 2,248,000 |
| 1974 | 0 | 0 | 0 | 883,312 | 158,366 | 112,458 | 350,160 | (4,525) | 723,949 | 2,223,720 |
| 1975 | 0 | 0 | 0 | 1,049,990 | 176,676 | 194,724 | 801,457 | 75,870 | 841,991 | 3,140,708 |
| 1976 | 0 | 0 | 0 | 1,220,429 | 215,588 | 202,591 | 624,614 | 98,268 | (650,944) | 1,710,546 |
| 1977 | 0 | 0 | 0 | 1,268,813 | 116,939 | 218,129 | 684,679 | 184 | 634,581 | 2,923,325 |
| 1978 | 0 | 0 | 0 | 1,174,708 | 342,479 | 267,308 | 415,641 | 17,764 | 3,088,954 | 5,306,854 |
| 1979 | 0 | 0 | 0 | 1,366,942 | 285,575 | 284,188 | 972,584 | 29,850 | 958,068 | 3,897,207 |
| 1980 | 0 | 0 | 0 | 1,698,215 | 224,472 | 455,619 | 874,259 | 288,303 | 222,549 | 3,763,417 |
| 1981 | 0 | 0 | 0 | 1,783,405 | 123,264 | 615,047 | 2,305,110 | 8,794 | 1,093,897 | 5,929,517 |
| 1982 | 0 | 0 | 0 | 1,919,979 | 190,500 | 702,265 | 2,208,264 | 414,230 | 978,624 | 6,413,862 |
| 1983 | 0 | 0 | 0 | 2,739,814 | 149,333 | 888,475 | 745,939 | 579,882 | 3,698,681 | 8,802,124 |
| 1984 | 0 | 0 | 0 | 3,463,038 | 81,260 | 2,358,495 | 537,207 | 719,282 | 755,136 | 7,914,418 |
| 1985 | 0 | 0 | 0 | 3,866,946 | 295,836 | 3,047,591 | 975,729 | 614,735 | 1,753,355 | 10,554,192 |
| 1986 | 0 | 0 | 0 | 3,791,427 | 457,604 | 2,893,171 | 1,480,015 | 1,032,216 | 1,338,657 | 10,993,090 |
| 1987 | 0 | 0 | 0 | 3,423,494 | 213,106 | 2,933,342 | 944,604 | 459,398 | 1,406,519 | 9,380,463 |
| 1988 | 0 | 0 | 0 | 3,447,403 | 255,113 | 3,017,463 | 883,714 | 446,468 | 1,452,589 | 9,502,750 |
| 1989 | 0 | 0 | 0 | 4,025,641 | 405,583 | 2,738,143 | 1,398,165 | 865,738 | 1,505,029 | 10,938,299 |
| 1990 | 0 | 0 | 0 | 4,088,481 | 383,655 | 3,232,445 | 3,153,869 | 777,713 | 847,500 | 12,483,663 |
| 1991 | 0 | 0 | 0 | 3,862,056 | 304,143 | 3,550,063 | 639,527 | 763,037 | 1,191,090 | 10,309,916 |
| 1992 | 0 | 0 | 0 | 4,286,050 | 327,802 | 3,892,480 | 1,014,551 | 872,953 | 2,259,032 | 12,652,868 |
| 1993 | 0 | 0 | 0 | 3,969,075 | 343,304 | 4,515,385 | 1,670,952 | 852,208 | 1,157,876 | 12,508,800 |
| 1994 | 0 | 0 | 0 | 3,649,861 | 293,376 | 3,359,381 | 1,879,417 | 872,624 | 1,674,576 | 11,729,235 |
| 1995 | 0 | 0 | 0 | 4,137,046 | 883,315 | 4,750,275 | 1,588,080 | 754,904 | (421,879) | 11,691,741 |
| 1996 | 0 | 0 | 0 | 4,511,858 | 966,044 | 3,593,671 | 4,208,195 | 877,111 | 1,574,098 | 15,730,977 |
| 1997 | 0 | 0 | 0 | 4,543,506 | 1,030,809 | 2,429,066 | 3,755,901 | 1,597,361 | 1,521,491 | 14,878,134 |
| 1998 | 0 | 0 | 0 | 4,871,761 | 464,376 | 3,473,405 | 2,398,630 | 1,996,114 | 1,291,185 | 14,495,471 |
| 1999 | 0 | 0 | 0 | 4,859,457 | 4,249,651 | 4,989,423 | 1,764,943 | 1,005,565 | 1,911,025 | 18,780,064 |
| 2000 | 0 | 0 | 0 | 5,446,494 | 780,366 | 4,265,642 | 2,349,816 | 170,222 | 1,524,046 | 14,536,587 |
| 2001 | 0 | 0 | 0 | 5,905,961 | 1,526,938 | 5,136,328 | 4,375,496 | 240,595 | (923,056) | 16,262,262 |
| 2002 | 0 | 0 | 0 | 5,322,898 | 1,489,777 | 4,065,555 | 4,477,074 | (53,068) | 3,470,537 | 18,772,772 |
| 2003 | 93,305 | 33,614 | 1,217,171 | 4,454,323 | 1,314,151 | 3,721,548 | 3,350,502 | (628,046) | 951,874 | 13,164,353 |
| 2004 | 13,434 | 71,444 | 924,242 | 8,912,349 | 1,376,812 | 3,481,196 | 5,121,099 | (616,073) | 1,506,356 | 19,781,738 |
| 2005 | 27,330 | 216,418 | 1,304,685 | 5,758,956 | 2,597,096 | 7,383,506 | (596,347) | 2,649,206 | (1,245,748) | 16,546,669 |
| 2006 | 14,842 | 72,655 | 1,126,834 | 6,924,653 | 2,293,365 | 5,115,005 | 3,563,792 | (560,871) | (4,255,675) | 13,080,270 |
| 2007 | 39,200 | 138,358 | 1,677,699 | 5,707,170 | 2,718,008 | 10,420,367 | 7,823,140 | 356,041 | 12,026,120 | 39,050,846 |
| 2008 | 76,668 | 231,149 | 2,892,276 | 8,316,330 | 835,957 | 16,213,811 | 7,453,361 | (114,790) | 433,204 | 33,137,873 |
| 2009 | 140,919 | 231,789 | 2,741,489 | 7,875,242 | 891,587 | 8,682,266 | 5,660,400 | 246,215 | 2,845,716 | 26,201,426 |
| 2010 | 162,803 | 356,240 | 2,933,893 | 10,050,359 | 789,729 | 8,844,408 | 6,210,090 | 429,116 | 5,289,545 | 31,613,246 |
| 2011 | 75,147 | 545,213 | 2,582,534 | 6,949,489 | 935,484 | 9,611,840 | 8,034,092 | 43,741 | (255,761) | 25,318,885 |
| 2012 | 18,388 | 198,585 | 2,806,871 | 7,478,811 | 2,889,612 | 9,428,975 | 6,170,860 | 107,660 | 6,510,774 | 32,586,693 |
| 2013 | 6,155 | 183,657 | 2,891,361 | 8,802,637 | 3,778,055 | 12,292,179 | 7,206,269 | 401,260 | 3,665,917 | 36,146,317 |
| 2014 | 2,439 | 322,684 | 3,286,825 | 10,789,856 | 3,106,249 | 7,291,587 | 7,277,685 | 396,860 | 5,411,511 | 34,273,747 |
| 2015 | 19,701 | 387,940 | 2,954,802 | 9,371,178 | 3,672,016 | 7,577,743 | 8,763,298 | 296,638 | 432,038 | 30,112,911 |
| 2016 | 5,660 | 496,640 | 3,265,510 | 11,712,084 | 3,729,258 | 8,295,133 | 8,734,480 | 1,268,443 | (5,494,973) | 28,244,425 |
| 2017 | 59,785 | 305,817 | 5,046,598 | 10,015,239 | 2,115,477 | 8,728,754 | 9,121,177 | (207,358) | 16,088,131 | 45,861,420 |
| 2018 | 7,904 | 239,000 | 6,235,973 | 9,235,607 | 5,597,780 | 8,897,059 | 5,933,335 | (19,206) | 6,846,786 | 36,491,360 |
| 2019 | 26,301 | 422,974 | 7,210,562 | 11,965,060 | 5,002,311 | 9,686,481 | 9,869,905 | 593,125 | 7,037,669 | 44,154,551 |
| **2020** | **29,937** | **468,834** | **9,200,674** | **13,300,382** | **4,225,272** | **10,471,137** | **9,721,181** | **632,893** | **8,431,084** | **46,781,949** |
| 2021 | 30,076 | 469,782 | 8,285,078 | 13,916,468 | 5,025,225 | 10,497,578 | 11,125,319 | 599,096 | 6,453,972 | 47,617,658 |
| 2022 | 29,059 | 458,402 | 8,314,426 | 13,191,243 | 4,798,445 | 10,320,583 | 10,341,190 | 614,456 | 7,380,651 | 46,646,568 |
| 2023 | 29,349 | 462,986 | 8,397,571 | 13,323,156 | 4,846,430 | 10,423,789 | 10,444,602 | 620,600 | 7,454,457 | 47,113,034 |
| 2024 | 29,643 | 467,616 | 8,481,544 | 13,456,387 | 4,894,894 | 10,528,027 | 10,549,048 | 626,806 | 7,529,002 | 47,584,164 |
| 2025 | 29,939 | 472,292 | 8,566,360 | 13,590,951 | 4,943,843 | 10,633,307 | 10,654,538 | 633,074 | 7,604,292 | 48,060,005 |
| 2026 | 30,239 | 477,015 | 8,652,026 | 13,726,861 | 4,993,281 | 10,739,640 | 10,761,084 | 639,405 | 7,680,335 | 48,540,606 |
| 2027 | 30,541 | 481,785 | 8,738,545 | 13,864,129 | 5,043,214 | 10,847,036 | 10,868,695 | 645,799 | 7,757,138 | 49,026,011 |
| 2028 | 30,846 | 486,603 | 8,825,930 | 14,002,771 | 5,093,646 | 10,955,507 | 10,977,382 | 652,257 | 7,834,709 | 49,516,272 |
| 2029 | 31,155 | 491,469 | 8,914,188 | 14,142,798 | 5,144,583 | 11,065,062 | 11,087,155 | 658,780 | 7,913,057 | 50,011,435 |
| 2030 | 31,466 | 496,383 | 9,003,330 | 14,284,226 | 5,196,029 | 11,175,712 | 11,198,027 | 665,367 | 7,992,187 | 50,511,548 |
| 2031 | 31,781 | 501,347 | 9,093,365 | 14,427,069 | 5,247,989 | 11,287,470 | 11,310,007 | 672,021 | 8,072,109 | 51,016,665 |
| 2032 | 32,099 | 506,361 | 9,184,298 | 14,571,339 | 5,300,469 | 11,400,344 | 11,423,107 | 678,741 | 8,152,830 | 51,526,830 |
| 2033 | 32,420 | 511,424 | 9,276,143 | 14,717,053 | 5,353,474 | 11,514,348 | 11,537,338 | 685,529 | 8,234,358 | 52,042,100 |
| 2034 | 32,744 | 516,538 | 9,368,903 | 14,864,223 | 5,407,008 | 11,629,491 | 11,652,712 | 692,384 | 8,316,702 | 52,562,520 |
| 2035 | 33,072 | 521,704 | 9,462,592 | 15,012,865 | 5,461,078 | 11,745,786 | 11,769,239 | 699,308 | 8,399,869 | 53,088,145 |
| **TOTAL** | **1,284,348** | **12,244,715** | **192,864,299** | **466,788,528** | **141,851,689** | **393,410,612** | **335,095,399** | **31,640,215** | **220,921,611** | **1,589,708,053** |

**TABLE B-11 Minimum OMP&R Costs of Each Aqueduct Reach to be Reimbursed through Minimum OMP&R Component of Transportation Charge (in dollars)**

Sheet 9 of 9

| Calendar Year | CALIFORNIA AQUEDUCT (continued) | | | | | | | GRAND TOTAL |
|---|---|---|---|---|---|---|---|---|
| | COASTAL BRANCH | | | | | | Total | |
| | Reach 31A[a] | Reach 33A | Reach 33B | Reach 34 | Reach 35 | Subtotal | | |
| | [79] | [80] | [81] | [82] | [83] | [84] | [85] | [86] |
| 1961 | 0 | 0 | 0 | 0 | 0 | 0 | 0 | 0 |
| 1962 | 0 | 0 | 0 | 0 | 0 | 0 | 0 | 42,918 |
| 1963 | 0 | 0 | 0 | 0 | 0 | 0 | 0 | 168,358 |
| 1964 | 0 | 0 | 0 | 0 | 0 | 0 | 0 | 184,729 |
| 1965 | 0 | 0 | 0 | 0 | 0 | 0 | 0 | 378,874 |
| 1966 | 0 | 0 | 0 | 0 | 0 | 0 | 0 | 408,397 |
| 1967 | 0 | 0 | 0 | 0 | 0 | 0 | 0 | 0634,505 |
| 1968 | 0 | 0 | 0 | 0 | 0 | 0 | 2,160,548 | 2,745,160 |
| 1969 | 509,728 | 0 | 0 | 0 | 0 | 509,728 | 3,324,718 | 4,074,939 |
| 1970 | 609,988 | 0 | 0 | 0 | 0 | 609,988 | 3,983,062 | 4,676,282 |
| 1971 | 699,052 | 0 | 0 | 0 | 0 | 699,052 | 5,614,013 | 6,185,714 |
| 1972 | 697,576 | 0 | 0 | 0 | 0 | 697,576 | 12,353,356 | 12,998,869 |
| 1973 | 641,626 | 0 | 0 | 0 | 0 | 641,626 | 14,590,688 | 15,194,233 |
| 1974 | 669,279 | 0 | 0 | 0 | 0 | 669,279 | 16,598,762 | 17,372,561 |
| 1975 | 806,429 | 0 | 0 | 0 | 0 | 806,429 | 19,569,999 | 20,517,423 |
| 1976 | 840,927 | 0 | 0 | 0 | 0 | 840,927 | 19,002,859 | 20,027,213 |
| 1977 | 872,169 | 0 | 0 | 0 | 0 | 872,169 | 23,267,885 | 24,213,489 |
| 1978 | 934,119 | 0 | 0 | 0 | 0 | 934,119 | 24,818,739 | 26,012,786 |
| 1979 | 871,688 | 0 | 0 | 0 | 0 | 871,688 | 23,421,881 | 24,675,598 |
| 1980 | 1,047,396 | 4,790 | 0 | 30 | 75 | 1,052,291 | 30,105,348 | 32,038,398 |
| 1981 | 1,037,469 | 4,790 | 0 | 30 | 75 | 1,042,364 | 33,884,524 | 35,516,366 |
| 1982 | 1,015,555 | 4,790 | 0 | 30 | 75 | 1,020,450 | 39,515,188 | 41,611,655 |
| 1983 | 1,146,269 | 4,957 | 0 | 30 | 77 | 1,151,333 | 54,543,263 | 56,802,781 |
| 1984 | 1,427,192 | 5,051 | 0 | 31 | 78 | 1,432,352 | 63,947,633 | 67,105,188 |
| 1985 | 1,849,827 | 5,051 | 0 | 31 | 78 | 1,854,987 | 69,700,009 | 73,272,898 |
| 1986 | 1,714,723 | 5,051 | 0 | 31 | 78 | 1,719,883 | 73,437,761 | 76,707,917 |
| 1987 | 1,689,141 | 4,324 | 0 | 26 | 67 | 1,693,558 | 71,443,424 | 75,217,576 |
| 1988 | 1,964,428 | 4,509 | 0 | 28 | 70 | 1,969,035 | 72,349,117 | 76,060,618 |
| 1989 | 1,768,942 | 4,509 | 0 | 28 | 70 | 1,773,549 | 73,894,076 | 78,662,348 |
| 1990 | 2,274,772 | 0 | 0 | 0 | 0 | 2,274,772 | 86,130,115 | 91,361,385 |
| 1991 | 2,187,841 | 0 | 0 | 0 | 0 | 2,187,841 | 86,877,284 | 90,982,870 |
| 1992 | 2,465,364 | 0 | 0 | 0 | 0 | 2,465,364 | 94,167,321 | 99,235,524 |
| 1993 | 2,811,441 | 0 | 0 | 0 | 0 | 2,811,441 | 100,019,568 | 107,299,130 |
| 1994 | 3,894,639 | 0 | 0 | 0 | 0 | 3,894,639 | 92,336,811 | 99,944,106 |
| 1995 | 3,481,049 | 0 | 0 | 0 | 0 | 3,481,049 | 98,887,435 | 105,659,504 |
| 1996 | 5,144,684 | 0 | 0 | 0 | 0 | 5,144,684 | 105,119,193 | 112,018,784 |
| 1997 | 2,523,741 | (33) | 0 | 0 | 0 | 2,523,708 | 107,647,058 | 113,385,326 |
| 1998 | 4,302,712 | 1,878,365 | 1,386 | 160,400 | 88,026 | 6,430,889 | 120,649,996 | 127,316,519 |
| 1999 | 4,235,897 | 1,957,943 | 16,646 | 184,325 | 87,373 | 6,482,183 | 126,770,225 | 136,051,673 |
| 2000 | 2,879,294 | 2,533,879 | 20,786 | 253,538 | 109,328 | 5,796,825 | 121,957,382 | 130,594,805 |
| 2001 | 3,114,729 | 2,233,473 | 14,426 | 151,374 | 57,878 | 5,571,880 | 135,885,738 | 143,233,923 |
| 2002 | 3,174,176 | 2,686,500 | 49,511 | 189,458 | 81,857 | 6,181,501 | 124,839,671 | 136,448,991 |
| 2003 | 3,333,349 | 2,780,276 | 44,211 | 200,986 | 85,015 | 6,443,837 | 126,099,281 | 135,006,812 |
| 2004 | 3,535,885 | 2,673,184 | 69,895 | 240,426 | 109,830 | 6,629,220 | 144,450,542 | 154,531,993 |
| 2005 | 3,837,238 | 2,979,942 | 120,379 | 292,354 | 137,878 | 7,367,791 | 122,350,247 | 130,424,375 |
| 2006 | 2,521,836 | 3,182,874 | 56,543 | 154,568 | 78,445 | 5,994,266 | 127,460,887 | 135,437,932 |
| 2007 | 3,220,859 | 2,947,719 | 24,929 | 13,664 | 15,943 | 6,223,113 | 158,572,492 | 168,227,344 |
| 2008 | 5,645,331 | 4,241,714 | 10,299 | 5,521 | 5,399 | 9,908,264 | 179,244,332 | 189,787,801 |
| 2009 | 5,222,195 | 3,733,063 | 20,503 | 8,770 | 8,179 | 8,992,711 | 160,039,426 | 170,478,165 |
| 2010 | 6,455,963 | 6,377,895 | 77,603 | 19,136 | 21,693 | 12,952,290 | 161,549,909 | 173,406,713 |
| 2011 | 6,179,264 | 5,762,931 | 39,858 | 13,760 | 12,291 | 12,008,104 | 173,289,188 | 186,239,191 |
| 2012 | 5,323,128 | 6,432,103 | 24,824 | 11,518 | 8,939 | 11,800,511 | 192,195,700 | 208,286,021 |
| 2013 | 5,969,131 | 7,968,147 | 54,228 | 26,376 | 22,836 | 14,040,717 | 218,001,700 | 233,046,245 |
| 2014 | 7,915,598 | 4,194,995 | 20,054 | 9,711 | 17,282 | 12,157,641 | 237,941,969 | 255,724,287 |
| 2015 | 10,259,233 | 6,624,915 | 429 | 8,470 | 22,521 | 16,915,568 | 224,901,568 | 244,689,085 |
| 2016 | 4,886,048 | 10,742,639 | 0 | 4,778 | 13,941 | 15,647,405 | 224,481,443 | 250,255,490 |
| 2017 | 5,266,076 | 14,481,710 | 0 | 4,811 | 13,181 | 19,765,777 | 225,162,404 | 246,409,096 |
| 2018 | 7,384,783 | 13,081,484 | 0 | 7,989 | 21,235 | 20,495,491 | 243,172,266 | 268,412,818 |
| 2019 | 7,263,286 | 11,435,674 | 0 | 0 | 0 | 18,698,960 | 286,728,672 | 310,297,817 |
| **2020** | **7,035,925** | **10,916,355** | **0** | **0** | **0** | **17,952,280** | **283,182,449** | **306,555,601** |
| 2021 | 7,036,790 | 10,752,718 | 0 | 0 | 0 | 17,789,508 | 284,370,932 | 308,115,399 |
| 2022 | 7,183,120 | 11,145,265 | 0 | 0 | 0 | 18,328,385 | 287,608,292 | 311,406,170 |
| 2023 | 7,254,951 | 11,256,718 | 0 | 0 | 0 | 18,511,669 | 290,484,378 | 314,520,235 |
| 2024 | 7,327,501 | 11,369,285 | 0 | 0 | 0 | 18,696,786 | 293,389,216 | 317,665,433 |
| 2025 | 7,400,776 | 11,482,978 | 0 | 0 | 0 | 18,883,754 | 296,323,113 | 320,842,090 |
| 2026 | 7,474,783 | 11,597,808 | 0 | 0 | 0 | 19,072,591 | 299,286,345 | 324,050,512 |
| 2027 | 7,549,531 | 11,713,786 | 0 | 0 | 0 | 19,263,317 | 302,279,209 | 327,291,017 |
| 2028 | 7,625,027 | 11,830,924 | 0 | 0 | 0 | 19,455,951 | 305,302,001 | 330,563,928 |
| 2029 | 7,701,277 | 11,949,233 | 0 | 0 | 0 | 19,650,510 | 308,355,017 | 333,869,564 |
| 2030 | 7,778,290 | 12,068,725 | 0 | 0 | 0 | 19,847,015 | 311,438,566 | 337,208,257 |
| 2031 | 7,856,073 | 12,189,412 | 0 | 0 | 0 | 20,045,485 | 314,552,955 | 340,580,343 |
| 2032 | 7,934,633 | 12,311,306 | 0 | 0 | 0 | 20,245,939 | 317,698,480 | 343,986,142 |
| 2033 | 8,013,980 | 12,434,420 | 0 | 0 | 0 | 20,448,400 | 320,875,472 | 347,426,011 |
| 2034 | 8,094,119 | 12,558,764 | 0 | 0 | 0 | 20,652,883 | 324,084,220 | 350,900,264 |
| 2035 | 8,175,061 | 12,684,351 | 0 | 0 | 0 | 20,859,412 | 327,325,066 | 354,409,271 |
| **TOTAL** | **280,964,902** | **309,241,263** | **666,508** | **1,962,227** | **1,019,811** | **593,854,711** | **10,225,012,386** | **11,017,091,757** |

[a] Includes certain costs to be assigned directly to Kern County Water Agency. Refer to Appendix B text discussion of Table B-16A under "Project Water Charges."

# Tables B-12 through B-31

Note: Where applicable, the projected data values shown in this appendix are shaded and the bill year data are in **bold** type.

## TABLE B-12 Variable OMP&R Costs to be Reimbursed through Variable OMP&R Component of Transportation Charge[a] (in dollars)

Sheet 1 of 4

| | NORTH BAY AQUEDUCT | | | | SOUTH BAY AQUEDUCT | CALIFORNIA AQUEDUCT | | |
|---|---|---|---|---|---|---|---|---|
| Calendar Year | Reach 1 Barker Slough Pumping Plant | Reach 3A Cordelia Pumping Plant (Solano) | Reach 3B Cordelia Pumping Plant (Napa)[b] | Total | Reach 1 South Bay and Del Valle Pumping Plants[c] | Reach 1 Banks Pumping Plant | Reach 4 Dos Amigos Pumping Plant | Reach 14A Buena Vista Pumping Plant |
| | [1] | [2] | [3] | [4] | [5] | [6] | [7] | [8] |
| 1962 | 0 | 0 | 0 | 0 | 36,970 | 0 | 0 | 0 |
| 1963 | 0 | 0 | 0 | 0 | 57,711 | 0 | 0 | 0 |
| 1964 | 0 | 0 | 0 | 0 | 74,134 | 0 | 0 | 0 |
| 1965 | 0 | 0 | 0 | 0 | 142,609 | 0 | 0 | 0 |
| 1966 | 0 | 0 | 0 | 0 | 192,605 | 0 | 0 | 0 |
| 1967 | 0 | 0 | 0 | 0 | 223,117 | 13,881 | 0 | 0 |
| 1968 | 0 | 0 | 6,989 | 6,989 | 336,671 | 452,630 | 202,947 | 0 |
| 1969 | 0 | 0 | 8,551 | 8,551 | 257,579 | 293,741 | 135,425 | 0 |
| 1970 | 0 | 0 | 13,598 | 13,598 | 396,358 | 346,215 | 211,197 | 1 |
| 1971 | 0 | 0 | 10,609 | 10,609 | 381,662 | 574,015 | 225,188 | 115,801 |
| 1972 | 0 | 0 | 14,434 | 14,434 | 598,702 | 933,292 | 502,196 | 198,914 |
| 1973 | 0 | 0 | 14,449 | 14,449 | 493,490 | 688,030 | 381,232 | 263,468 |
| 1974 | 0 | 0 | 17,473 | 17,473 | 565,575 | 783,562 | 447,772 | 315,939 |
| 1975 | 0 | 0 | 14,779 | 14,779 | 349,758 | 1,341,019 | 518,816 | 508,060 |
| 1976 | 0 | 0 | 20,856 | 20,856 | 571,361 | 1,638,453 | 641,115 | 712,947 |
| 1977 | 0 | 0 | 22,635 | 22,635 | 512,996 | 1,013,307 | 284,828 | 267,467 |
| 1978 | 0 | 0 | 21,692 | 21,692 | 586,355 | 2,339,502 | 607,042 | 689,236 |
| 1979 | 0 | 0 | 16,237 | 16,237 | 605,136 | 3,554,256 | 1,008,564 | 776,016 |
| 1980 | 0 | 0 | 19,945 | 19,945 | 523,369 | 2,083,336 | 1,129,152 | 1,051,629 |
| 1981 | 0 | 0 | 23,842 | 23,842 | 567,692 | 3,952,931 | 1,939,189 | 1,336,867 |
| 1982 | 0 | 0 | 12,157 | 12,157 | 605,780 | 3,082,031 | 1,363,705 | 1,200,226 |
| 1983 | 0 | 0 | 2,342 | 2,342 | 82,222 | 1,001,612 | 396,086 | 450,801 |
| 1984 | 0 | 0 | 4,822 | 4,822 | 271,543 | 1,856,959 | 976,773 | 823,681 |
| 1985 | 0 | 0 | 10,188 | 10,188 | 451,020 | 3,186,029 | 1,621,418 | 1,409,980 |
| 1986 | 0 | 0 | 15,501 | 15,501 | 814,111 | 6,595,625 | 2,627,407 | 2,405,224 |
| 1987 | 0 | 0 | 27,223 | 27,223 | 888,558 | 5,740,403 | 2,518,308 | 2,231,491 |
| 1988 | 17,813 | 0 | 24,020 | 41,833 | 911,176 | 6,276,214 | 2,610,048 | 2,560,122 |
| 1989 | 29,819 | 43,846 | 26,519 | 100,184 | 1,163,619 | 9,847,706 | 3,953,735 | 4,042,211 |
| 1990 | 52,210 | 67,109 | 40,775 | 160,094 | 1,834,626 | 10,460,533 | 4,498,260 | 5,779,750 |
| 1991 | 10,429 | 10,118 | 5,252 | 25,799 | 420,688 | 1,882,952 | 491,071 | 904,541 |
| 1992 | 13,319 | 13,070 | 9,406 | 35,795 | 339,021 | 3,129,419 | 1,147,502 | 1,221,282 |
| 1993 | (11,941) | (8,753) | (5,392) | (26,086) | (150,856) | 497,455 | 326,100 | (108,089) |
| 1994 | 46,791 | 39,624 | 29,189 | 115,604 | 801,374 | 5,677,009 | 2,305,603 | 2,523,572 |
| 1995 | 20,014 | 20,620 | 11,791 | 52,425 | 302,558 | 3,805,713 | 1,451,578 | 815,572 |
| 1996 | 57,320 | 47,288 | 23,483 | 128,091 | 718,807 | 8,192,821 | 4,009,531 | 2,493,264 |
| 1997 | 67,416 | 52,935 | 21,955 | 142,306 | 1,038,568 | 6,900,694 | 2,845,506 | 2,589,077 |
| 1998 | (11,427) | (10,141) | (4,879) | (26,447) | (130,734) | 185,756 | (336,341) | (263,072) |
| 1999 | 32,592 | 26,104 | 11,921 | 70,617 | 422,816 | 6,881,085 | 2,368,056 | 1,639,887 |
| 2000 | 58,200 | 42,262 | 14,978 | 115,441 | 903,391 | 7,901,803 | 3,012,840 | 2,925,486 |
| 2001 | 356,682 | 247,499 | 211,786 | 815,967 | 4,022,683 | 23,537,500 | 9,608,845 | 14,398,956 |
| 2002 | 190,460 | 104,564 | 61,470 | 356,494 | 2,324,926 | 17,025,395 | 6,894,223 | 8,423,374 |
| 2003 | 181,041 | 118,387 | 97,762 | 397,190 | 2,568,901 | 21,144,026 | 8,873,171 | 10,393,208 |
| 2004 | 251,516 | 139,241 | 107,251 | 498,008 | 2,555,185 | 21,511,700 | 9,305,291 | 12,251,722 |
| 2005 | 285,238 | 147,895 | 149,083 | 582,216 | 2,835,209 | 28,306,243 | 12,456,894 | 11,506,677 |
| 2006 | 235,576 | 116,793 | 147,726 | 500,095 | 2,771,403 | 23,392,014 | 10,503,663 | 11,273,022 |
| 2007 | 451,871 | 228,027 | 257,002 | 936,900 | 4,237,110 | 25,192,155 | 10,892,097 | 16,129,498 |
| 2008 | 424,382 | 196,002 | 302,379 | 922,763 | 3,337,906 | 17,267,914 | 6,132,677 | 11,219,697 |
| 2009 | 218,855 | 103,260 | 163,044 | 485,159 | 2,487,402 | 9,233,236 | 4,052,374 | 6,862,168 |
| 2010 | 260,434 | 112,274 | 215,339 | 588,046 | 2,374,745 | 21,167,033 | 9,473,277 | 10,604,521 |
| 2011 | 270,039 | 115,853 | 228,034 | 613,926 | 3,404,860 | 35,543,413 | 15,146,928 | 14,404,786 |
| 2012 | 264,258 | 119,755 | 184,384 | 568,397 | 3,422,080 | 26,582,678 | 11,637,800 | 13,273,846 |
| 2013 | 436,171 | 208,297 | 323,106 | 967,574 | 5,459,659 | 22,832,931 | 8,749,473 | 12,325,594 |
| 2014 | 363,700 | 186,245 | 448,762 | 998,706 | 4,136,818 | 11,341,133 | 3,553,515 | 7,056,476 |
| 2015 | 389,962 | 239,597 | 359,548 | 989,107 | 5,764,886 | 16,694,824 | 5,458,240 | 9,933,760 |
| 2016 | 277,583 | 158,889 | 256,665 | 693,137 | 4,394,849 | 30,071,483 | 11,779,251 | 15,829,310 |
| 2017 | 297,117 | 185,211 | 186,063 | 668,391 | 3,596,848 | 45,155,015 | 21,582,479 | 22,576,600 |
| 2018 | 496,908 | 310,428 | 314,585 | 1,121,921 | 5,488,793 | 27,245,778 | 10,832,713 | 13,988,252 |
| 2019 | 538,618 | 153,908 | 518,281 | 1,210,807 | 4,220,627 | 37,612,557 | 17,745,861 | 18,773,905 |
| **2020** | **495,448** | **0** | **473,230** | **968,678** | **5,491,318** | **37,891,191** | **15,803,165** | **20,004,590** |
| 2021 | 511,141 | 0 | 488,219 | 999,360 | 5,581,793 | 38,914,877 | 15,968,965 | 20,277,904 |
| 2022 | 549,691 | 0 | 360,215 | 909,906 | 5,175,295 | 45,795,102 | 16,735,825 | 21,112,247 |
| 2023 | 551,055 | 0 | 361,108 | 912,163 | 5,197,277 | 33,542,694 | 16,718,875 | 21,062,979 |
| 2024 | 551,019 | 0 | 361,084 | 912,103 | 5,196,934 | 35,135,717 | 16,506,594 | 20,679,110 |
| 2025 | 551,143 | 0 | 361,166 | 912,309 | 5,198,103 | 38,324,564 | 16,676,265 | 20,983,976 |
| 2026 | 551,020 | 0 | 361,085 | 912,105 | 5,196,944 | 32,072,941 | 16,416,537 | 20,517,282 |
| 2027 | 551,173 | 0 | 361,185 | 912,358 | 5,198,389 | 35,387,680 | 16,715,077 | 21,054,055 |
| 2028 | 551,019 | 0 | 361,085 | 912,104 | 5,196,940 | 34,587,164 | 16,498,803 | 20,665,069 |
| 2029 | 551,608 | 0 | 361,471 | 913,079 | 5,202,492 | 25,487,156 | 16,665,905 | 20,957,315 |
| 2030 | 550,905 | 0 | 361,010 | 911,915 | 5,195,859 | 35,366,049 | 16,437,142 | 20,556,104 |
| 2031 | 551,261 | 0 | 361,243 | 912,504 | 5,199,217 | 34,840,281 | 17,304,554 | 22,142,765 |
| 2032 | 550,279 | 0 | 360,599 | 910,878 | 5,342,342 | 43,177,975 | 16,020,539 | 19,826,525 |
| 2033 | 551,285 | 0 | 361,258 | 912,543 | 5,089,694 | 34,901,949 | 17,253,748 | 22,048,196 |
| 2034 | 551,108 | 0 | 361,142 | 912,250 | 5,197,770 | 31,737,094 | 16,120,135 | 19,988,784 |
| 2035 | 550,995 | 0 | 361,069 | 912,064 | 5,196,710 | 54,739,047 | 18,483,794 | 24,437,649 |
| **TOTAL** | **15,293,118** | **3,536,205** | **11,055,780** | **29,885,102** | **172,424,106** | **1,165,868,496** | **507,426,544** | **619,421,273** |

[a] Excludes extra peaking costs assigned directly to contractors. Refer to Appendix B text discussion of Table B-17 under "Project Water Charges."

[b] Costs for the period 1968 through 1987 are for an interim facility.

[c] The relatively minor costs of Del Valle Pumping Plant have been combined with those of South Bay Pumping Plant to simplify the allocation procedures.

## TABLE B-12 Variable OMP&R Costs to be Reimbursed through Variable OMP&R Component of Transportation Charge[a] (in dollars)

Sheet 2 of 4

| Calendar Year | CALIFORNIA AQUEDUCT (continued) | | | | | | |
|---|---|---|---|---|---|---|---|
| | Reach 15A Wheeler Ridge Pumping Plant | Reach 16A Chrisman Pumping Plant | Reach 17E Edmonston Pumping Plant | Reach 18A Alamo Powerplant | Reach 22B Pearblossom Pumping Plant | Reach 23 Mojave Siphon Powerplant | Reach 24 Silverwood Lake[d] |
| | [9] | [10] | [11] | [12] | [13] | [14] | [15] |
| 1962 | 0 | 0 | 0 | 0 | 0 | 0 | 0 |
| 1963 | 0 | 0 | 0 | 0 | 0 | 0 | 0 |
| 1964 | 0 | 0 | 0 | 0 | 0 | 0 | 0 |
| 1965 | 0 | 0 | 0 | 0 | 0 | 0 | 0 |
| 1966 | 0 | 0 | 0 | 0 | 0 | 0 | 0 |
| 1967 | 0 | 0 | 0 | 0 | 0 | 0 | 0 |
| 1968 | 0 | 0 | 0 | 0 | 0 | 0 | 0 |
| 1969 | 0 | 0 | 0 | 0 | 0 | 0 | 0 |
| 1970 | 0 | 0 | 0 | 0 | 0 | 0 | 0 |
| 1971 | 2,564 | 0 | 0 | 0 | 0 | 0 | 0 |
| 1972 | 68,304 | 142,902 | 542,625 | 0 | 3,468 | 0 | 0 |
| 1973 | 236,623 | 387,198 | 1,548,428 | 0 | 202,289 | 0 | 0 |
| 1974 | 324,966 | 564,464 | 2,164,223 | 0 | 324,993 | 0 | 0 |
| 1975 | 552,952 | 1,095,331 | 4,010,395 | 0 | 575,061 | 0 | 0 |
| 1976 | 713,875 | 1,506,985 | 5,443,936 | 0 | 889,544 | 0 | 0 |
| 1977 | 303,107 | 657,108 | 2,360,624 | 0 | 315,128 | 0 | 0 |
| 1978 | 616,104 | 1,132,296 | 4,180,131 | 0 | 1,508,115 | 0 | 0 |
| 1979 | 749,188 | 1,526,850 | 5,475,688 | 0 | 1,838,687 | 0 | 0 |
| 1980 | 1,047,495 | 2,102,439 | 7,028,235 | 0 | 1,762,063 | 0 | 0 |
| 1981 | 1,319,739 | 2,838,773 | 9,351,931 | 0 | 2,296,771 | 0 | 0 |
| 1982 | 1,213,660 | 2,424,920 | 8,352,207 | 0 | 1,498,620 | 0 | 0 |
| 1983 | 432,165 | 793,915 | 2,375,225 | 0 | 397,766 | 0 | 0 |
| 1984 | 770,618 | 1,479,784 | 4,585,198 | 0 | 624,213 | 0 | 0 |
| 1985 | 1,411,621 | 2,812,461 | 9,365,591 | 0 | 1,226,515 | 0 | 0 |
| 1986 | 2,432,322 | 4,999,949 | 16,956,023 | (1,013,756) | 2,359,599 | 0 | 0 |
| 1987 | 2,213,047 | 4,434,510 | 14,612,448 | (1,017,868) | 1,814,728 | 0 | 243,983 |
| 1988 | 2,557,952 | 5,120,998 | 16,801,811 | (742,800) | 2,370,395 | 0 | 37,927 |
| 1989 | 4,061,396 | 8,559,270 | 28,732,499 | (788,139) | 4,228,697 | 0 | 50,884 |
| 1990 | 6,013,924 | 13,616,111 | 48,319,508 | (832,947) | 6,490,357 | 0 | 187,259 |
| 1991 | 1,032,050 | 2,427,880 | 8,647,065 | (269,625) | 996,352 | 0 | 0 |
| 1992 | 1,274,895 | 2,560,253 | 8,575,989 | (916,154) | 1,142,454 | 0 | 317,172 |
| 1993 | (86,676) | (490,235) | (2,223,221) | (55,346) | (245,059) | 0 | (79,954) |
| 1994 | 2,537,943 | 5,323,430 | 18,470,003 | (59,356) | 2,605,813 | 0 | 0 |
| 1995 | 725,389 | 1,435,098 | 4,738,967 | (1,187,312) | 972,086 | 0 | 777,343 |
| 1996 | 2,299,388 | 4,875,010 | 17,027,386 | (2,788,262) | 2,647,473 | (914,092) | 1,053,254 |
| 1997 | 2,417,154 | 5,424,334 | 19,413,834 | (2,488,338) | 3,037,087 | (1,680,469) | 0 |
| 1998 | (236,322) | (524,933) | (1,809,182) | (1,969,187) | (431,135) | (1,217,950) | (149,186) |
| 1999 | 1,349,435 | 3,454,259 | 13,349,865 | (2,851,993) | 1,933,516 | (2,533,429) | 76,199 |
| 2000 | 2,995,367 | 6,892,863 | 24,868,765 | (5,070,499) | 3,889,138 | (4,371,978) | 0 |
| 2001 | 14,749,926 | 33,210,381 | 122,677,209 | (3,276,174) | 18,689,339 | (3,621,886) | 919,165 |
| 2002 | 8,731,692 | 19,721,183 | 72,471,745 | (4,919,131) | 10,667,928 | (5,247,076) | 95,265 |
| 2003 | 10,814,071 | 24,634,664 | 90,645,519 | (3,362,477) | 14,524,245 | (6,610,346) | 231,996 |
| 2004 | 12,863,080 | 29,368,759 | 107,972,655 | (6,248,061) | 16,993,152 | (7,691,613) | 0 |
| 2005 | 11,769,639 | 26,675,193 | 94,388,290 | (5,791,742) | 17,552,651 | (6,359,950) | 0 |
| 2006 | 11,447,243 | 26,082,690 | 81,840,264 | (4,022,339) | 15,985,964 | (6,347,742) | 0 |
| 2007 | 16,657,672 | 37,658,094 | 125,592,448 | (2,976,651) | 19,486,653 | (5,872,118) | 0 |
| 2008 | 12,277,457 | 24,908,271 | 77,920,401 | (3,305,736) | 10,680,809 | (3,203,162) | 321,066 |
| 2009 | 7,292,786 | 15,754,537 | 70,994,483 | (3,096,612) | 9,124,096 | (2,225,065) | 2,053 |
| 2010 | 10,771,525 | 24,315,822 | 88,889,226 | (4,913,035) | 16,722,974 | (5,543,596) | 0 |
| 2011 | 14,442,662 | 32,396,776 | 113,544,712 | (6,340,454) | 23,118,118 | (7,675,700) | 495,237 |
| 2012 | 13,351,350 | 30,196,854 | 105,701,725 | (2,424,628) | 16,734,927 | (8,836,129) | 0 |
| 2013 | 12,528,914 | 28,364,100 | 99,759,249 | (1,989,602) | 12,096,909 | (4,750,469) | 0 |
| 2014 | 7,269,863 | 16,449,531 | 57,538,052 | (1,305,981) | 5,142,181 | (1,023,443) | 138,077 |
| 2015 | 10,909,024 | 24,526,221 | 88,680,465 | (2,190,877) | 8,928,050 | (2,009,231) | 855,743 |
| 2016 | 16,592,821 | 37,177,453 | 137,291,060 | (7,658,808) | 23,675,180 | (8,562,408) | 0 |
| 2017 | 23,386,449 | 51,352,504 | 190,603,283 | (14,211,436) | 39,390,522 | (21,146,265) | 628,889 |
| 2018 | 14,109,739 | 31,359,543 | 115,112,008 | (5,257,621) | 19,778,000 | (6,327,347) | 0 |
| 2019 | 19,455,227 | 43,829,750 | 159,478,664 | (8,597,434) | 28,167,696 | (13,046,145) | 0 |
| **2020** | **20,647,311** | **47,117,741** | **172,789,272** | **(12,041,624)** | **30,729,326** | **(15,292,295)** | **0** |
| 2021 | 20,908,777 | 47,643,626 | 174,447,232 | (12,143,895) | 30,941,700 | (15,340,439) | 0 |
| 2022 | 21,753,762 | 49,587,466 | 181,639,154 | (10,814,556) | 27,568,434 | (13,693,711) | 0 |
| 2023 | 21,697,346 | 49,454,468 | 181,136,786 | (10,951,633) | 28,052,456 | (13,910,948) | 0 |
| 2024 | 21,280,997 | 48,489,221 | 177,545,219 | (10,498,532) | 26,720,839 | (13,224,081) | 0 |
| 2025 | 21,611,391 | 49,254,991 | 180,393,866 | (10,868,844) | 27,812,637 | (13,784,584) | 0 |
| 2026 | 21,105,686 | 48,082,955 | 176,034,150 | (10,588,921) | 26,984,830 | (13,360,186) | 0 |
| 2027 | 21,687,406 | 49,431,229 | 181,049,661 | (10,806,658) | 27,631,031 | (13,689,922) | 0 |
| 2028 | 21,265,778 | 48,453,948 | 177,414,004 | (10,689,486) | 27,279,241 | (13,512,149) | 0 |
| 2029 | 21,581,475 | 49,184,896 | 180,130,538 | (10,745,374) | 27,472,542 | (13,596,846) | 0 |
| 2030 | 21,147,962 | 48,181,087 | 176,399,683 | (10,639,027) | 27,125,758 | (13,435,831) | 0 |
| 2031 | 22,872,644 | 52,182,533 | 191,299,229 | (11,100,586) | 28,503,950 | (14,139,283) | 0 |
| 2032 | 20,360,589 | 46,358,727 | 169,629,498 | (10,306,791) | 26,120,336 | (12,930,207) | 0 |
| 2033 | 22,769,492 | 51,942,931 | 190,406,096 | (11,132,699) | 28,610,796 | (14,197,300) | 0 |
| 2034 | 20,534,009 | 46,758,837 | 171,111,599 | (10,421,066) | 26,499,430 | (13,107,794) | 0 |
| 2035 | 25,394,079 | 58,054,021 | 213,237,717 | (11,326,991) | 29,163,772 | (14,488,784) | 0 |
| **TOTAL** | **637,390,087** | **1,435,735,229** | **5,199,031,361** | **(289,017,064)** | **821,951,205** | **(358,521,969)** | **6,202,373** |

[a] Excludes extra peaking costs assigned directly to contractors. Refer to Appendix B text discussion of Table B-17 under "Project Water Charges."

[d] These values represent a proportionate allocation of the total variable OMP&R costs of pumping and recovery plants (Table B-3) associated with net annual withdrawals from storage for Project Transportation Facilities. The allocation is determined annually by applying the following ratio, calculated from the data shown in Table B-6: "Reservoir Storage Changes" (withdrawals, as a positive value) conveyed through each plant, divided by "Total" annual quantity conveyed through each plant, in acre-feet. The costs so determined are accumulated for all upstream plants for each year, for each respective reservoir.

## TABLE B-12 Variable OMP&R Costs to be Reimbursed through Variable OMP&R Component of Transportation Charge[a] (in dollars)

Sheet 3 of 4

| | CALIFORNIA AQUEDUCT (continued) | | | | | | | |
|---|---|---|---|---|---|---|---|---|
| | Reach 26A | Reach EBX2B | Reach EBX2E | Reach EBX3A | Reach EBX4B | Reach 28J | Reach 29A | Reach 29G |
| Calendar Year | Devil Canyon Powerplant | Greenspot Pump Station | Citrus Pump Station | Crafton Hills Pump Station | Cherry Valley Pump Station | Lake Perris[d] | Oso Pumping Plant | Warne Powerplant |
| | [16] | [17] | [18] | [19] | [20] | [21] | [22] | [23] |
| 1962 | 0 | 0 | 0 | 0 | 0 | 0 | 0 | 0 |
| 1963 | 0 | 0 | 0 | 0 | 0 | 0 | 0 | 0 |
| 1964 | 0 | 0 | 0 | 0 | 0 | 0 | 0 | 0 |
| 1965 | 0 | 0 | 0 | 0 | 0 | 0 | 0 | 0 |
| 1966 | 0 | 0 | 0 | 0 | 0 | 0 | 0 | 0 |
| 1967 | 0 | 0 | 0 | 0 | 0 | 0 | 0 | 0 |
| 1968 | 0 | 0 | 0 | 0 | 0 | 0 | 0 | 0 |
| 1969 | 0 | 0 | 0 | 0 | 0 | 0 | 0 | 0 |
| 1970 | 0 | 0 | 0 | 0 | 0 | 0 | 0 | 0 |
| 1971 | 0 | 0 | 0 | 0 | 0 | 0 | 0 | 0 |
| 1972 | (3,024) | 0 | 0 | 0 | 0 | 0 | 79,315 | 0 |
| 1973 | (461,268) | 0 | 0 | 0 | 0 | 0 | 122,787 | 0 |
| 1974 | (546,156) | 0 | 0 | 0 | 0 | 0 | 157,511 | 0 |
| 1975 | (1,095,523) | 0 | 0 | 0 | 0 | 0 | 314,636 | 0 |
| 1976 | (1,566,056) | 0 | 0 | 0 | 0 | 0 | 326,967 | 0 |
| 1977 | (1,222,866) | 0 | 0 | 0 | 0 | 0 | 75,335 | 0 |
| 1978 | (3,085,094) | 0 | 0 | 0 | 0 | 0 | 89,383 | 0 |
| 1979 | (3,466,481) | 0 | 0 | 0 | 0 | 0 | 102,584 | 0 |
| 1980 | (3,318,152) | 0 | 0 | 0 | 0 | 0 | 236,768 | 0 |
| 1981 | (3,842,971) | 0 | 0 | 0 | 0 | 0 | 444,280 | 0 |
| 1982 | (2,736,072) | 0 | 0 | 0 | 0 | 0 | 539,245 | (783,626) |
| 1983 | (5,478,830) | 0 | 0 | 0 | 0 | 0 | 214,069 | (1,488,439) |
| 1984 | (7,350,989) | 0 | 0 | 0 | 0 | 0 | 484,239 | (4,088,209) |
| 1985 | (10,748,103) | 0 | 0 | 0 | 0 | 0 | 874,069 | (5,930,176) |
| 1986 | (11,484,996) | 0 | 0 | 0 | 0 | 0 | 1,269,590 | (5,579,301) |
| 1987 | (10,814,483) | 0 | 0 | 0 | 0 | 53,242 | 1,323,472 | (6,292,822) |
| 1988 | (14,495,967) | 0 | 0 | 0 | 0 | 0 | 1,421,372 | (6,994,588) |
| 1989 | (18,688,631) | 0 | 0 | 0 | 0 | 0 | 2,046,005 | (8,368,716) |
| 1990 | (20,911,839) | 0 | 0 | 0 | 0 | 147,163 | 2,857,442 | (11,011,193) |
| 1991 | (4,884,013) | 0 | 0 | 0 | 0 | 0 | 535,456 | (3,604,791) |
| 1992 | (9,513,281) | 0 | 0 | 0 | 0 | (61,233) | 686,984 | (5,272,726) |
| 1993 | (7,502,549) | 0 | 0 | 0 | 0 | 0 | 51,327 | (3,380,473) |
| 1994 | (11,815,745) | 0 | 0 | 0 | 0 | 80,824 | 1,210,469 | (5,835,219) |
| 1995 | (9,742,248) | 0 | 0 | 0 | 0 | 0 | 151,109 | (1,179,155) |
| 1996 | (12,358,465) | 0 | 0 | 0 | 0 | 0 | 895,929 | (4,248,531) |
| 1997 | (13,293,791) | 0 | 0 | 0 | 0 | 111,776 | 897,657 | (4,797,589) |
| 1998 | (10,108,555) | 0 | 0 | 0 | 0 | 0 | (27,767) | (746,113) |
| 1999 | (14,952,833) | 0 | 0 | 0 | 0 | (41,318) | 680,911 | (5,341,364) |
| 2000 | (25,522,757) | 0 | 0 | 0 | 0 | (110,900) | 1,206,908 | (9,464,490) |
| 2001 | (19,510,278) | 0 | 0 | 0 | 0 | 0 | 6,074,627 | (7,614,510) |
| 2002 | (24,676,763) | 0 | 0 | 0 | 0 | 0 | 3,806,295 | (10,286,903) |
| 2003 | (27,490,216) | 0 | 0 | 0 | 0 | 1,149,466 | 4,337,249 | (9,899,070) |
| 2004 | (31,246,167) | 78,555 | 0 | 68,914 | 7,290 | 0 | 5,407,923 | (11,835,098) |
| 2005 | (28,682,474) | 69,542 | 0 | 48,909 | 2,544 | 5,151,512 | 3,422,443 | (6,683,632) |
| 2006 | (34,389,660) | 123,158 | 0 | 144,035 | 16,226 | 0 | 2,547,697 | (6,870,988) |
| 2007 | (28,529,045) | 248,624 | 0 | 256,311 | 11,163 | 589,896 | 6,194,273 | (9,522,236) |
| 2008 | (16,403,544) | 243,107 | 0 | 327,188 | 7,446 | 0 | 4,426,655 | (7,184,125) |
| 2009 | (13,474,182) | 360,336 | 0 | 391,227 | 7,528 | 418,654 | 4,329,365 | (6,578,744) |
| 2010 | (24,427,811) | 313,515 | 0 | 431,025 | 19,505 | 0 | 3,283,552 | (5,697,650) |
| 2011 | (31,980,782) | 371,784 | 0 | 499,615 | 33,108 | 0 | 3,277,052 | (5,505,320) |
| 2012 | (23,571,258) | 436,935 | 0 | 533,579 | 48,171 | 220,409 | 5,006,339 | (8,230,796) |
| 2013 | (14,097,814) | 488,293 | 0 | 571,363 | 41,120 | 0 | 6,320,329 | (8,740,718) |
| 2014 | (3,836,008) | 318,652 | 0 | 442,376 | 16,646 | 0 | 4,436,778 | (4,122,547) |
| 2015 | (6,410,003) | 343,191 | 0 | 458,377 | 15,061 | 765,726 | 6,819,812 | (6,280,593) |
| 2016 | (21,855,057) | 703,755 | 0 | 779,595 | 48,987 | 0 | 6,117,839 | (6,658,921) |
| 2017 | (37,596,036) | 370,687 | 1,050,626 | 1,235,058 | 86,107 | 7,964,346 | 5,175,240 | (5,788,402) |
| 2018 | (17,953,630) | 7,990 | 1,229,069 | 970,609 | 44,448 | 0 | 4,850,789 | (5,499,310) |
| 2019 | (27,229,300) | 1,149,558 | 792,704 | 551,211 | 62,992 | 0 | 6,167,919 | (6,950,803) |
| **2020** | **(26,257,734)** | **0** | **495,759** | **471,185** | **83,706** | **0** | **6,202,743** | **(6,454,264)** |
| 2021 | (26,325,887) | 0 | 536,349 | 471,501 | 83,762 | 0 | 6,271,842 | (6,515,578) |
| 2022 | (22,984,107) | 0 | 540,327 | 474,997 | 84,383 | 0 | 8,102,683 | (8,411,611) |
| 2023 | (23,645,025) | 0 | 541,668 | 476,176 | 84,593 | 0 | 7,841,817 | (8,138,085) |
| 2024 | (23,369,445) | 0 | 541,632 | 476,145 | 84,587 | 0 | 7,977,617 | (8,299,694) |
| 2025 | (23,252,256) | 0 | 541,754 | 476,252 | 84,606 | 0 | 7,851,940 | (8,165,709) |
| 2026 | (23,504,972) | 0 | 541,633 | 476,146 | 84,587 | 0 | 7,685,421 | (7,993,575) |
| 2027 | (23,367,257) | 0 | 541,783 | 476,278 | 84,611 | 0 | 8,002,824 | (8,322,875) |
| 2028 | (23,551,461) | 0 | 541,632 | 476,145 | 84,587 | 0 | 7,724,837 | (8,017,472) |
| 2029 | (23,302,518) | 0 | 542,211 | 476,654 | 84,678 | 0 | 7,959,639 | (8,252,590) |
| 2030 | (23,380,691) | 0 | 541,520 | 476,046 | 84,570 | 0 | 7,670,717 | (7,979,891) |
| 2031 | (23,449,215) | 0 | 541,870 | 476,354 | 84,624 | 0 | 8,879,337 | (9,237,536) |
| 2032 | (22,838,631) | 0 | 540,904 | 475,505 | 84,474 | 0 | 7,306,696 | (7,609,070) |
| 2033 | (24,115,602) | 0 | 541,893 | 476,374 | 84,628 | 0 | 8,709,452 | (9,059,537) |
| 2034 | (22,758,063) | 0 | 541,719 | 476,221 | 84,601 | 0 | 7,320,670 | (7,594,291) |
| 2035 | (24,374,133) | 0 | 541,608 | 476,124 | 84,584 | 0 | 11,897,677 | (12,376,885) |
| **TOTAL** | **(1,054,848,763)** | **5,627,681** | **11,686,661** | **15,317,495** | **1,819,922** | **16,439,563** | **238,676,139** | **(366,786,550)** |

[a] Excludes extra peaking costs assigned directly to contractors. Refer to Appendix B text discussion of Table B-17 under "Project Water Charges."

[d] These values represent a proportionate allocation of the total variable OMP&R costs of pumping and recovery plants (Table B-3) associated with net annual withdrawals from storage for Project Transportation Facilities. The allocation is determined annually by applying the following ratio, calculated from the data shown in Table B-6: "Reservoir Storage Changes" (withdrawals, as a positive value) conveyed through each plant, divided by "Total" annual quantity conveyed through each plant, in acre-feet. The costs so determined are accumulated for all upstream plants for each year, for each respective reservoir.

## TABLE B-12 Variable OMP&R Costs to be Reimbursed through Variable OMP&R Component of Transportation Charge[a] (in dollars)

Sheet 4 of 4

| Calendar Year | CALIFORNIA AQUEDUCT (continued) Reach 29H Pyramid Lake[d] | Reach 29J Castaic Powerplant | Reach 30 Castaic Lake[d] | Reach 31A Las Perillas and Badger Hill Pumping Plants | Reach 33A Devil's Den, Bluestone, and Polonio Pass Pumping Plants | Total | Grand Total |
|---|---|---|---|---|---|---|---|
| | [24] | [25] | [26] | [27] | [28] | [29] | [30] |
| 1962 | 0 | 0 | 0 | 0 | 0 | 0 | 36,970 |
| 1963 | 0 | 0 | 0 | 0 | 0 | 0 | 57,711 |
| 1964 | 0 | 0 | 0 | 0 | 0 | 0 | 74,134 |
| 1965 | 0 | 0 | 0 | 0 | 0 | 0 | 142,609 |
| 1966 | 0 | 0 | 0 | 0 | 0 | 0 | 192,605 |
| 1967 | 0 | 0 | 0 | 0 | 0 | 13,881 | 236,998 |
| 1968 | 0 | 0 | 0 | 118,676 | 0 | 774,253 | 1,117,913 |
| 1969 | 0 | 0 | 0 | 78,350 | 0 | 507,516 | 773,646 |
| 1970 | 0 | 0 | 0 | 136,429 | 0 | 693,842 | 1,103,798 |
| 1971 | 0 | 0 | 0 | 166,296 | 0 | 1,083,864 | 1,476,135 |
| 1972 | 0 | (211,144) | 0 | 237,638 | 0 | 2,494,486 | 3,107,622 |
| 1973 | 0 | (1,057,564) | 0 | 120,913 | 0 | 2,432,136 | 2,940,075 |
| 1974 | 0 | (1,547,884) | 0 | 118,582 | 0 | 3,107,972 | 3,691,020 |
| 1975 | 0 | (2,455,461) | 0 | 94,848 | 0 | 5,460,134 | 5,824,671 |
| 1976 | 0 | (2,827,557) | 0 | 141,260 | 0 | 7,621,469 | 8,213,686 |
| 1977 | 0 | (3,734,462) | 0 | 71,311 | 0 | 390,887 | 926,518 |
| 1978 | 0 | (1,542,479) | 0 | 179,925 | 0 | 6,714,161 | 7,322,208 |
| 1979 | 0 | (2,773,323) | 0 | 192,126 | 0 | 8,984,155 | 9,605,528 |
| 1980 | 0 | (3,408,863) | 0 | 168,458 | 0 | 9,882,560 | 10,425,874 |
| 1981 | 0 | (2,834,322) | 0 | 169,177 | 0 | 16,972,365 | 17,563,899 |
| 1982 | 0 | (3,463,971) | 0 | 168,390 | 0 | 12,859,335 | 13,477,272 |
| 1983 | 0 | (6,649,626) | 0 | 17,920 | 0 | (7,537,336) | (7,452,772) |
| 1984 | 0 | (4,710,802) | 0 | 112,679 | 0 | (4,435,856) | (4,159,491) |
| 1985 | 0 | (15,698,638) | 0 | 146,843 | 0 | (10,322,390) | (9,861,182) |
| 1986 | 0 | (11,072,448) | 0 | 297,886 | 0 | 10,793,124 | 11,622,736 |
| 1987 | 80,822 | (11,557,616) | (43,085) | 245,082 | 0 | 5,785,662 | 6,701,444 |
| 1988 | 54,038 | (12,295,001) | (210,845) | 214,519 | 0 | 5,286,197 | 6,239,206 |
| 1989 | 84,370 | (14,812,039) | 89,852 | 282,180 | 0 | 23,321,280 | 24,585,082 |
| 1990 | 0 | (20,116,741) | 245,034 | 416,832 | 0 | 46,159,454 | 48,154,174 |
| 1991 | 432,382 | (6,579,194) | 0 | 3,610 | 0 | 2,015,735 | 2,462,222 |
| 1992 | 29,879 | (9,167,653) | (1,141,229) | 101,665 | 0 | (5,884,783) | (5,509,967) |
| 1993 | (675,438) | (7,895,978) | (2,751,590) | (111,306) | 0 | (24,731,032) | (24,907,974) |
| 1994 | 0 | (10,565,940) | (81,262) | 206,086 | 0 | 12,583,232 | 13,500,210 |
| 1995 | 544,099 | (4,049,615) | 0 | 243,434 | 0 | (497,940) | (142,957) |
| 1996 | 0 | (8,457,232) | 0 | 296,170 | 0 | 15,023,644 | 15,870,542 |
| 1997 | 0 | (8,727,328) | (897) | 298,483 | 208,816 | 13,156,005 | 14,336,879 |
| 1998 | (965,988) | (3,360,851) | (2,139,549) | (55,491) | (92,902) | (24,248,768) | (24,405,949) |
| 1999 | 0 | (9,672,802) | 0 | 164,612 | 235,962 | (3,259,953) | (2,766,520) |
| 2000 | 0 | (17,958,033) | 0 | 229,350 | 378,042 | (8,198,096) | (7,179,264) |
| 2001 | 988,149 | (13,495,346) | 2,379,745 | 1,070,732 | 2,140,040 | 202,926,420 | 207,765,070 |
| 2002 | 0 | (18,455,025) | 0 | 544,053 | 1,351,160 | 86,147,416 | 88,828,837 |
| 2003 | 833,202 | (16,903,355) | 963,704 | 636,922 | 1,525,171 | 126,441,150 | 129,407,241 |
| 2004 | 222,007 | (21,110,644) | 685,188 | 672,547 | 1,778,968 | 141,056,166 | 144,109,359 |
| 2005 | 4,755,989 | (12,763,664) | 4,548,906 | 846,063 | 1,714,250 | 162,934,283 | 166,351,708 |
| 2006 | 529,631 | (11,822,176) | 6,080,609 | 851,002 | 1,427,165 | 128,791,477 | 132,062,976 |
| 2007 | 0 | (19,017,327) | 0 | 1,306,508 | 2,313,440 | 196,611,456 | 201,785,466 |
| 2008 | 0 | (14,961,833) | 1,323,734 | 1,129,209 | 1,735,641 | 124,862,871 | 129,123,540 |
| 2009 | 408,122 | (15,570,055) | 0 | 695,160 | 1,210,886 | 90,192,353 | 93,164,913 |
| 2010 | 0 | (10,738,810) | 0 | 902,164 | 1,484,357 | 137,057,594 | 140,020,385 |
| 2011 | 0 | (11,102,175) | 1,987,450 | 1,110,306 | 2,125,280 | 195,892,795 | 199,911,580 |
| 2012 | 179,887 | (15,133,885) | 0 | 975,147 | 1,967,288 | 168,650,238 | 172,640,715 |
| 2013 | 77,300 | (15,520,329) | 463,649 | 1,363,533 | 2,056,793 | 162,940,617 | 169,367,850 |
| 2014 | 0 | (7,773,330) | 2,190,203 | 1,571,144 | 2,121,223 | 101,524,540 | 106,660,064 |
| 2015 | 197,675 | (11,048,588) | 4,976,100 | 1,588,459 | 1,929,629 | 155,141,064 | 161,895,057 |
| 2016 | 428,311 | (11,849,796) | 10,834,559 | 1,529,089 | 3,040,755 | 239,314,458 | 244,402,445 |
| 2017 | 0 | (10,665,326) | 0 | 1,602,997 | 2,554,890 | 325,308,227 | 329,573,467 |
| 2018 | 1,878,345 | (9,835,493) | 121,003 | 1,925,149 | 3,568,530 | 202,148,564 | 208,759,278 |
| 2019 | 0 | (12,187,772) | 0 | 1,336,726 | 3,498,714 | 270,612,030 | 276,043,464 |
| **2020** | **0** | **(11,008,600)** | **0** | **1,158,772** | **3,934,910** | **286,275,154** | **292,735,150** |
| 2021 | 0 | (11,121,732) | 0 | 1,159,749 | 3,939,328 | 290,118,081 | 296,699,234 |
| 2022 | 0 | (13,564,035) | 0 | 779,140 | 5,144,451 | 309,849,951 | 315,935,152 |
| 2023 | 0 | (13,018,947) | 0 | 781,760 | 5,163,371 | 296,890,351 | 302,999,791 |
| 2024 | 0 | (13,250,963) | 0 | 781,709 | 5,163,029 | 292,739,701 | 298,848,738 |
| 2025 | 0 | (13,034,045) | 0 | 781,884 | 5,164,192 | 300,852,880 | 306,963,292 |
| 2026 | 0 | (12,753,859) | 0 | 781,711 | 5,163,040 | 287,745,406 | 293,854,455 |
| 2027 | 0 | (13,290,073) | 0 | 781,927 | 5,164,474 | 298,531,251 | 304,641,998 |
| 2028 | 0 | (12,820,871) | 0 | 781,710 | 5,163,036 | 292,344,515 | 298,453,559 |
| 2029 | 0 | (13,205,873) | 0 | 782,545 | 5,168,552 | 287,390,905 | 293,506,476 |
| 2030 | 0 | (12,731,595) | 0 | 781,547 | 5,161,961 | 291,763,111 | 297,870,885 |
| 2031 | 0 | (14,784,049) | 0 | 782,052 | 5,165,297 | 312,364,821 | 318,476,542 |
| 2032 | 0 | (12,127,634) | 0 | 780,659 | 5,156,093 | 290,026,187 | 296,279,407 |
| 2033 | 0 | (14,492,782) | 0 | 782,086 | 5,165,518 | 310,695,239 | 316,697,476 |
| 2034 | 0 | (12,132,667) | 0 | 781,835 | 5,163,860 | 281,104,913 | 287,214,933 |
| 2035 | 0 | (20,010,090) | 0 | 781,675 | 5,162,807 | 359,877,671 | 365,986,445 |
| **TOTAL** | **10,082,783** | **(682,507,311)** | **30,521,279** | **40,190,603** | **120,418,017** | **8,132,125,053** | **8,334,434,261** |

[a] Excludes extra peaking costs assigned directly to contractors. Refer to Appendix B text discussion of Table B-17 under "Project Water Charges."

[d] These values represent a proportionate allocation of the total variable OMP&R costs of pumping and recovery plants (Table B-3) associated with net annual withdrawals from storage for Project Transportation Facilities. The allocation is determined annually by applying the following ratio, calculated from the data shown in Table B-6: "Reservoir Storage Changes" (withdrawals, as a positive value) conveyed through each plant, divided by "Total" annual quantity conveyed through each plant, in acre-feet. The costs so determined are accumulated for all upstream plants for each year, for each respective reservoir.

## TABLE B-13 Capital and Operating Costs of Project Conservation Facilities to be Reimbursed through Delta Water Charge (in dollars)

| Calendar Year | Initial Project Conservation Facilities (Portions of Upper Feather Lakes, Oroville-Thermalito, and California Aqueduct Facilities) | | | | | Planning and Pre-operating Costs[a,f] | Total |
|---|---|---|---|---|---|---|---|
| | | | | Application of Oroville Power Revenues to: | | | |
| | Capital Costs[a] | Capital Cost Credits[b] | Operating Costs[c] | Capital Costs[d] | Operating Costs[e] | | |
| | [1] | [2] | [3] | [4] | [5] | [6] | [7] |
| 1952 | 171,322 | 0 | 0 | 0 | 0 | 0 | 171,322 |
| 1953 | 312,190 | 0 | 0 | 0 | 0 | 0 | 312,190 |
| 1954 | 308,624 | 0 | 0 | 0 | 0 | 0 | 308,624 |
| 1955 | 194,645 | 0 | 0 | 0 | 0 | 0 | 194,645 |
| 1956 | 1,357,077 | 0 | 0 | 0 | 0 | 0 | 1,357,077 |
| 1957 | 6,210,709 | 0 | 0 | 0 | 0 | 0 | 6,210,709 |
| 1958 | 9,510,916 | 0 | 0 | 0 | 0 | 0 | 9,510,916 |
| 1959 | 11,390,586 | 0 | 0 | 0 | 0 | 0 | 11,390,586 |
| 1960 | 14,463,274 | (4,850,000) | 0 | 0 | 0 | 0 | 9,613,274 |
| 1961 | 18,729,965 | (431,527) | 0 | 0 | 0 | 0 | 18,298,438 |
| 1962 | 9,099,967 | (479,280) | 0 | 0 | 0 | 0 | 8,620,687 |
| 1963 | 73,098,107 | (478,743) | (14,000) | 0 | 0 | 0 | 72,605,364 |
| 1964 | 62,629,003 | (751,330) | (14,000) | 0 | 0 | 107,780 | 61,971,453 |
| 1965 | 71,048,877 | (763,541) | (14,000) | 0 | 0 | 551,850 | 70,823,186 |
| 1966 | 125,376,541 | (748,649) | (14,000) | 0 | 0 | 1,081,023 | 125,694,915 |
| 1967 | 94,481,603 | (812,145) | (13,446) | 0 | 0 | 1,189,212 | 94,845,224 |
| 1968 | 39,986,145 | (431,574) | 1,303,821 | (951,000) | 0 | 793,399 | 40,700,791 |
| 1969 | 5,367,865 | (259,015) | 2,890,772 | (11,007,000) | 0 | 601,867 | (2,405,511) |
| 1970 | 4,208,411 | (203,733) | 4,818,634 | (14,650,000) | (1,500,000) | 516,659 | (6,810,029) |
| 1971 | 3,956,703 | (193,631) | 6,026,480 | (14,650,000) | (1,500,000) | 408,754 | (5,951,694) |
| 1972 | 4,662,255 | (196,361) | 5,393,011 | (14,650,000) | (1,500,000) | 287,374 | (6,003,721) |
| 1973 | 4,090,078 | (136,997) | 6,135,774 | (14,650,000) | (1,500,000) | 203,384 | (5,857,761) |
| 1974 | 6,852,718 | (137,503) | 6,944,723 | (17,950,000) | (1,500,000) | 201,907 | (5,588,155) |
| 1975 | 8,343,833 | (234,567) | 7,697,390 | (14,650,000) | (1,500,000) | 146,188 | (197,156) |
| 1976 | 6,189,618 | (204,944) | 7,067,037 | (14,650,000) | (1,500,000) | 205,234 | (2,893,055) |
| 1977 | 21,554,452 | (150,214) | 10,547,977 | (14,650,000) | (1,500,000) | 857,419 | 16,659,634 |
| 1978 | 8,031,393 | (64,566) | 12,851,158 | (14,650,000) | (1,500,000) | 2,131,286 | 6,799,271 |
| 1979 | 9,751,861 | 0 | 9,547,014 | (14,650,000) | (1,500,000) | 2,131,884 | 5,280,759 |
| 1980 | 11,345,574 | 0 | 13,258,298 | (14,650,000) | (1,500,000) | 3,638,851 | 12,092,723 |
| 1981 | 11,921,267 | 0 | 10,326,538 | (14,650,000) | (1,500,000) | 4,597,474 | 10,695,279 |
| 1982 | 17,479,059 | 0 | 16,154,872 | (14,650,000) | (1,500,000) | 4,594,682 | 22,078,613 |
| 1983 | 12,763,378 | 0 | 22,251,331 | (34,705,000) | (8,735,000) | 3,751,993 | (4,673,298) |
| 1984 | 9,367,268 | 0 | 22,700,224 | (14,650,000) | (10,348,000) | 2,979,126 | 10,048,618 |
| 1985 | 12,538,173 | 0 | 23,462,283 | (14,650,000) | (8,198,000) | 2,069,024 | 15,221,480 |
| 1986 | 21,586,488 | 0 | 26,479,379 | (14,650,000) | (9,107,000) | 1,602,419 | 25,911,286 |
| 1987 | 32,734,633 | 0 | 23,479,839 | (14,650,000) | (9,451,000) | 1,762,179 | 33,875,651 |
| 1988 | 33,028,679 | 0 | 25,832,491 | (14,650,000) | (8,677,000) | 1,808,899 | 37,343,069 |
| 1989 | 11,075,132 | 0 | 28,442,946 | (14,650,000) | (8,102,000) | 2,678,007 | 19,444,085 |
| 1990 | 28,764,328 | 0 | 37,430,776 | (14,650,000) | (8,498,000) | 1,436,712 | 44,483,816 |
| 1991 | 37,462,303 | 0 | 76,586,450 | (14,650,000) | (9,487,000) | 1,727,664 | 91,639,417 |
| 1992 | 29,169,134 | 0 | 32,280,229 | (14,650,000) | (8,526,000) | 1,707,822 | 39,981,185 |
| 1993 | 22,366,873 | 0 | 36,884,103 | (14,650,000) | (8,768,000) | 1,708,490 | 37,541,465 |
| 1994 | 14,709,626 | 0 | 41,193,693 | (14,650,000) | (7,484,000) | 2,134,392 | 35,903,711 |
| 1995 | 15,120,856 | 0 | 46,162,374 | (14,650,000) | (4,976,939) | 2,042,481 | 43,698,773 |
| 1996 | 11,010,436 | 0 | 50,885,567 | (14,650,000) | (5,503,289) | 2,448,692 | 44,191,406 |
| 1997 | 15,288,268 | 0 | 51,788,497 | (14,650,000) | (5,740,515) | 1,699,730 | 48,385,980 |
| 1998 | 3,873,965 | 0 | 54,726,293 | (14,650,000) | (8,155,000) | 1,193,198 | 36,988,456 |
| 1999 | 7,775,586 | 0 | 56,095,722 | (14,650,000) | (9,198,000) | 9,686 | 40,032,994 |
| 2000 | 10,856,907 | 0 | 56,042,129 | (14,688,338) | (10,297,482) | 13,491 | 41,926,707 |
| 2001 | 10,957,862 | 0 | 75,778,041 | (16,223,803) | (14,328,482) | 23,866 | 56,207,483 |
| 2002 | 20,399,495 | 0 | 67,977,990 | (19,498,891) | (20,826,560) | 24,426 | 48,076,459 |
| 2003 | 23,668,361 | 0 | 77,724,424 | (20,605,664) | (29,982,088) | 9,833 | 50,814,866 |
| 2004 | 21,662,410 | 0 | 91,159,331 | (17,530,688) | (35,845,422) | 7,548 | 59,453,179 |
| 2005 | 6,620,781 | 0 | 104,208,826 | (15,354,462) | (22,004,805) | 0 | 73,470,340 |
| 2006 | 11,457,811 | 0 | 102,690,441 | (15,210,585) | (21,412,577) | 0 | 77,525,090 |
| 2007 | 8,471,999 | 0 | 87,537,371 | (14,734,855) | (17,033,961) | 0 | 64,240,553 |
| 2008 | 7,375,547 | 0 | 105,309,916 | (14,968,129) | (19,570,602) | 0 | 78,146,733 |
| 2009 | 7,616,747 | 0 | 114,572,850 | (15,959,419) | (20,921,647) | 0 | 85,308,530 |
| 2010 | 8,255,941 | 0 | 123,285,802 | (15,958,194) | (20,222,025) | 0 | 95,361,524 |
| 2011 | 13,245,361 | 0 | 127,415,861 | (15,958,715) | (19,207,013) | 0 | 105,495,494 |
| 2012 | 28,044,730 | 0 | 127,004,922 | (16,032,565) | (22,105,563) | 0 | 116,911,523 |
| 2013 | 101,203,243 | 0 | 136,220,114 | (16,034,532) | (20,672,157) | 0 | 200,716,668 |
| 2014 | 83,040,694 | 0 | 147,334,398 | (15,841,275) | (17,712,411) | 0 | 196,821,407 |
| 2015 | 41,611,284 | 0 | 151,992,684 | (20,657,953) | (17,587,782) | 0 | 155,358,233 |
| 2016 | 85,056,832 | 0 | 190,320,177 | (20,646,145) | (16,898,173) | 0 | 237,832,691 |
| 2017 | 213,371,145 | 0 | 160,519,750 | (21,072,456) | (19,503,596) | 0 | 333,314,843 |
| 2018 | 263,507,694 | 0 | 200,853,647 | (23,135,691) | (21,101,688) | 0 | 420,123,963 |
| 2019 | 201,091,075 | 0 | 210,524,155 | (30,140,585) | (30,400,526) | 0 | 351,074,119 |
| **2020** | **257,541,148** | **0** | **210,237,998** | **(37,543,470)** | **(28,942,185)** | **0** | **401,293,491** |
| 2021 | 168,471,967 | 0 | 211,750,291 | (39,405,080) | (29,078,861) | 0 | 311,738,317 |
| 2022 | 420,087 | 0 | 220,950,788 | (40,799,587) | (30,546,054) | 0 | 150,025,233 |
| 2023 | 420,087 | 0 | 205,214,042 | (41,191,839) | (30,843,740) | 0 | 133,598,550 |
| 2024 | 420,087 | 0 | 209,130,558 | (40,868,125) | (31,144,403) | 0 | 137,538,117 |
| 2025 | 420,087 | 0 | 207,680,174 | (41,100,856) | (31,448,072) | 0 | 135,551,332 |
| 2026 | 420,087 | 0 | 213,680,578 | (40,927,159) | (31,754,778) | 0 | 141,418,727 |
| 2027 | 420,087 | 0 | 209,498,976 | (40,916,010) | (32,064,552) | 0 | 136,938,501 |
| 2028 | 420,087 | 0 | 217,827,407 | (40,931,079) | (32,377,423) | 0 | 144,938,992 |
| 2029 | 420,087 | 0 | 210,082,331 | (40,805,207) | (32,693,422) | 0 | 137,003,788 |
| 2030 | 420,087 | 0 | 223,239,721 | (47,432,970) | (33,012,582) | 0 | 143,214,256 |
| 2031 | 420,087 | 0 | 218,336,016 | (47,430,994) | (33,334,933) | 0 | 137,990,176 |
| 2032 | 420,087 | 0 | 236,739,254 | (47,603,735) | (33,660,508) | 0 | 155,895,097 |
| 2033 | 420,087 | 0 | 221,555,664 | (47,580,556) | (33,989,338) | 0 | 140,405,857 |
| 2034 | 420,087 | 0 | 227,851,735 | (47,568,571) | (34,321,457) | 0 | 146,381,794 |
| 2035 | 420,087 | 0 | 230,437,094 | (47,548,517) | (34,656,897) | 0 | 148,651,767 |
| **TOTAL** | **2,580,170,014** | **(11,528,320)** | **6,710,261,706** | **(1,524,719,702)** | **(1,089,958,512)** | **57,085,905** | **6,721,311,091** |

[a] Reimbursed through the capital cost component of the Delta Water Charge.
[b] Negotiated settlements as to the magnitude of SWP planning costs from 1952 through 1978.
[c] Reimbursed through the minimum OMP&R component of the Delta Water Charge. Credits for Gianelli Pumping-Generating Plant power generation are reflected in these net costs.
[d] Revenues credited through the capital cost component of the Delta Water Charge.
[e] Revenues credited through the minimum OMP&R component of the Delta Water Charge.
[f] Under amendments of Articles 22(e) and 22(g), planning and pre-operating costs of additional Project Conservation Facilities incurred through the previous year reflected in the Delta Water Charge.

# Tables B-14 through B-31

Note: Where applicable, the projected data values shown in this appendix are shaded and the bill year data are in **bold** type.

## TABLE B-14 Capital Costs of Transportation Facilities Allocated to Each Contractor (in dollars)



| Calendar Year | NORTH BAY AREA | | | SOUTH BAY AREA | | | | CENTRAL COASTAL AREA | | |
|---|---|---|---|---|---|---|---|---|---|---|
| | Napa | Solano[a] | Total | Alameda-Zone 7 | Alameda County | Santa Clara | Total | San Luis Obispo | Santa Barbara | Total |
| | [1] | [2] | [3] | [4] | [5] | [6] | [7] | [8] | [9] | [10] |
| 1952 | 0 | 0 | 0 | 83 | 114 | 410 | 608 | 122 | 224 | 346 |
| 1953 | 0 | 0 | 0 | 323 | 479 | 1,808 | 2,610 | 336 | 620 | 956 |
| 1954 | 0 | 0 | 0 | 819 | 1,306 | 5,150 | 7,275 | 421 | 777 | 1,199 |
| 1955 | 0 | 0 | 0 | 977 | 1,570 | 6,297 | 8,844 | 211 | 390 | 601 |
| 1956 | 0 | 0 | 0 | 8,844 | 14,459 | 63,816 | 87,120 | 227 | 418 | 645 |
| 1957 | 15,199 | 11,436 | 26,634 | 21,564 | 35,240 | 649,596 | 706,401 | 291 | 536 | 827 |
| 1958 | 33,420 | 16,591 | 50,011 | 67,764 | 71,717 | 733,414 | 872,896 | 720 | 1,328 | 2,048 |
| 1959 | 20,697 | 6,591 | 27,288 | 154,255 | 143,730 | 493,050 | 791,035 | 10,636 | 69,139 | 79,775 |
| 1960 | 9,097 | 8,830 | 17,927 | 296,492 | 275,610 | 1,018,661 | 1,590,763 | 15,255 | 99,794 | 115,048 |
| 1961 | 6,950 | 7,445 | 14,395 | 853,506 | 802,675 | 1,914,709 | 3,570,890 | 10,163 | 36,681 | 46,843 |
| 1962 | (194) | (926) | (1,120) | 545,123 | 615,141 | 1,686,041 | 2,846,306 | 17,281 | 39,570 | 56,851 |
| 1963 | 1,319 | 1,111 | 2,430 | 657,426 | 1,281,271 | 3,243,838 | 5,182,534 | 68,821 | 140,841 | 209,662 |
| 1964 | 38,393 | 35,466 | 73,859 | 712,650 | 1,747,783 | 7,251,800 | 9,712,233 | 138,614 | 282,003 | 420,617 |
| 1965 | 198,833 | 62,221 | 261,054 | 360,779 | 606,025 | 3,414,457 | 4,381,262 | 250,706 | 497,152 | 747,859 |
| 1966 | 461,619 | 49,917 | 511,536 | 592,714 | 592,598 | 2,245,215 | 3,430,528 | 587,951 | 1,117,486 | 1,705,437 |
| 1967 | 1,569,498 | 40,379 | 1,609,877 | 796,995 | 803,951 | 2,401,862 | 4,002,808 | 936,412 | 1,762,694 | 2,699,106 |
| 1968 | 859,613 | 61,691 | 921,304 | 736,470 | 696,075 | 1,997,924 | 3,430,469 | 351,131 | 675,220 | 1,026,351 |
| 1969 | 74,388 | 59,318 | 133,706 | 269,698 | 293,275 | 764,950 | 1,327,923 | 76,966 | 164,583 | 241,550 |
| 1970 | 43,361 | 67,877 | 111,238 | 58,676 | 61,200 | 135,569 | 255,445 | 47,891 | 109,224 | 157,115 |
| 1971 | 26,763 | 34,052 | 60,815 | 12,086 | 18,227 | 84,089 | 114,402 | 28,638 | 80,715 | 109,353 |
| 1972 | 19,643 | 18,905 | 38,548 | 12,293 | 12,763 | 63,610 | 88,666 | 19,289 | 50,230 | 69,519 |
| 1973 | 56,510 | 30,874 | 87,384 | 10,494 | 12,136 | 39,380 | 62,010 | 23,010 | 56,178 | 79,189 |
| 1974 | 165,830 | 65,832 | 231,662 | 15,722 | 24,402 | 73,119 | 113,243 | 25,037 | 61,383 | 86,420 |
| 1975 | 91,824 | 89,234 | 181,058 | 16,730 | 15,806 | 41,394 | 73,930 | 14,740 | 61,416 | 76,156 |
| 1976 | 57,765 | 83,651 | 141,416 | 34,004 | 34,663 | 109,610 | 178,277 | 33,638 | 130,440 | 164,078 |
| 1977 | 64,167 | 80,147 | 144,314 | 46,229 | 45,115 | 133,375 | 224,720 | 108,324 | 264,720 | 373,044 |
| 1978 | 69,319 | 81,717 | 151,036 | 71,234 | 66,008 | 174,898 | 312,140 | 21,415 | 103,822 | 125,237 |
| 1979 | 191,273 | 282,907 | 474,180 | 45,468 | 42,943 | 110,665 | 199,077 | 22,941 | 125,669 | 148,610 |
| 1980 | 264,433 | 386,006 | 650,439 | 134,522 | 124,352 | 304,614 | 563,488 | 103,258 | 462,895 | 566,153 |
| 1981 | 227,606 | 383,086 | 610,692 | (33,738) | (29,856) | (65,637) | (129,231) | (15,416) | (135,240) | (150,656) |
| 1982 | 549,164 | 870,611 | 1,419,775 | 7,876 | 8,321 | 27,065 | 43,262 | 4,102 | (58,882) | (54,780) |
| 1983 | 1,254,900 | 1,433,061 | 2,687,961 | 138,413 | 131,515 | 339,246 | 609,175 | 32,196 | 110,287 | 142,483 |
| 1984 | 2,547,878 | 2,750,040 | 5,297,918 | 152,992 | 140,971 | 351,921 | 645,884 | 35,448 | 107,723 | 143,171 |
| 1985 | 7,143,123 | 6,443,613 | 13,586,736 | 19,776 | 19,245 | 53,491 | 92,512 | 17,424 | 78,896 | 96,319 |
| 1986 | 10,565,937 | 16,926,630 | 27,492,567 | 32,034 | 31,581 | 88,070 | 151,684 | 44,135 | 306,452 | 350,588 |
| 1987 | 7,979,832 | 12,599,507 | 20,579,339 | 50,153 | 48,675 | 138,959 | 237,787 | 126,995 | 1,342,116 | 1,469,110 |
| 1988 | 2,312,909 | 4,343,513 | 6,656,422 | 116,181 | 112,294 | 302,461 | 530,935 | 156,473 | 1,479,545 | 1,636,018 |
| 1989 | 1,224,538 | 1,553,352 | 2,777,890 | 108,320 | 102,804 | 260,092 | 471,217 | 152,173 | 1,210,940 | 1,363,112 |
| 1990 | 443,002 | 824,055 | 1,267,057 | 224,283 | 224,188 | 625,213 | 1,073,684 | 222,208 | 1,559,457 | 1,781,665 |
| 1991 | 99,848 | 89,269 | 189,117 | 413,426 | 383,368 | 946,246 | 1,743,040 | 298,398 | 2,184,088 | 2,482,487 |
| 1992 | 57,045 | 62,083 | 119,128 | 182,231 | 169,968 | 442,055 | 794,255 | 361,210 | 3,504,755 | 3,865,965 |
| 1993 | 122,423 | 128,634 | 251,057 | 129,344 | 125,312 | 342,416 | 597,071 | 1,170,649 | 11,997,953 | 13,168,602 |
| 1994 | 71,274 | 83,270 | 154,544 | 46,042 | 58,050 | 229,649 | 333,741 | 4,260,734 | 46,401,596 | 50,662,331 |
| 1995 | 30,605 | 29,271 | 59,876 | 97,808 | 97,063 | 257,484 | 452,355 | 12,268,787 | 155,255,850 | 167,524,637 |
| 1996 | 20,275 | 19,069 | 39,344 | 49,854 | 48,056 | 127,493 | 225,403 | 11,284,548 | 145,409,410 | 156,693,959 |
| 1997 | 20,039 | 107,784 | 127,823 | 82,598 | 78,996 | 209,517 | 371,111 | 3,184,506 | 38,158,718 | 41,343,224 |
| 1998 | 17,423 | 21,572 | 38,995 | 27,302 | 24,121 | 63,057 | 114,480 | 883,110 | 10,563,359 | 11,446,469 |
| 1999 | 67,602 | 106,355 | 173,957 | 74,165 | 73,552 | 208,296 | 356,013 | 928,738 | 9,596,058 | 10,524,796 |
| 2000 | 16,252 | 37,932 | 54,185 | 27,445 | 28,844 | 80,346 | 136,635 | 488,160 | 5,529,102 | 6,017,261 |
| 2001 | 6,598 | 13,750 | 20,347 | 140,394 | 270,055 | 1,856,845 | 2,267,294 | 72,358 | 539,206 | 611,564 |
| 2002 | 19,917 | 45,940 | 65,857 | 809,721 | 1,193,494 | 5,886,086 | 7,889,301 | 69,122 | 387,295 | 456,418 |
| 2003 | 54,235 | 20,712 | 74,947 | 1,157,357 | 1,331,716 | 4,620,228 | 7,109,301 | 19,610 | 118,117 | 137,728 |
| 2004 | 153,240 | 20,534 | 173,774 | 360,395 | 346,065 | 4,106,509 | 4,812,969 | 12,286 | 52,406 | 64,692 |
| 2005 | 60,543 | 62,997 | 123,541 | 358,153 | 339,995 | 1,541,971 | 2,240,119 | (1,979) | (161,490) | (163,469) |
| 2006 | 887,892 | 20,086 | 907,978 | 349,395 | 329,656 | 801,023 | 1,480,075 | 8,438 | 65,059 | 73,497 |
| 2007 | 3,237,236 | 43,135 | 3,280,372 | 793,095 | 732,240 | 1,756,072 | 3,281,407 | 16,262 | 84,170 | 100,432 |
| 2008 | 7,903,036 | 61,877 | 7,964,914 | 1,466,734 | 1,352,530 | 3,236,019 | 6,055,283 | 28,452 | 99,415 | 127,867 |
| 2009 | 1,196,389 | 18,516 | 1,214,905 | 2,984,936 | 2,797,462 | 6,670,882 | 12,453,281 | 8,700 | 49,599 | 58,300 |
| 2010 | 396,691 | 3,243 | 399,934 | 3,858,678 | 3,511,644 | 8,785,770 | 16,156,093 | 75,709 | 136,242 | 211,951 |
| 2011 | 192,850 | 40,149 | 232,999 | 4,038,267 | 3,836,600 | 9,247,564 | 17,122,431 | 109,860 | 232,486 | 342,346 |
| 2012 | 485,208 | 426,760 | 911,967 | 2,717,470 | 2,649,415 | 6,713,706 | 12,080,591 | 76,346 | 336,174 | 412,520 |
| 2013 | 652,391 | 679,649 | 1,332,041 | 1,160,446 | 1,251,281 | 3,887,891 | 6,299,619 | 259,660 | 1,274,653 | 1,534,313 |
| 2014 | 587,364 | 658,937 | 1,246,300 | (252,836) | (174,519) | (198,598) | (625,953) | 334,653 | 1,564,639 | 1,899,292 |
| 2015 | 187,630 | 266,930 | 454,560 | 956,892 | 547,412 | 1,373,109 | 2,877,413 | 254,063 | 1,367,708 | 1,621,771 |
| 2016 | 88,532 | 162,844 | 251,375 | 286,716 | 175,035 | 433,462 | 895,213 | 268,119 | 1,151,612 | 1,419,732 |
| 2017 | 26,944 | 98,292 | 125,236 | 217,034 | 152,879 | 467,134 | 837,047 | 304,526 | 1,074,868 | 1,379,393 |
| 2018 | 24,552 | 60,120 | 84,672 | 818,056 | 487,405 | 1,252,308 | 2,557,769 | 346,629 | 741,134 | 1,087,763 |
| 2019 | 67,247 | 134,616 | 201,863 | 823,340 | 427,127 | 1,736,075 | 2,986,542 | 700,001 | 1,788,416 | 2,488,417 |
| **2020** | **304,543** | **308,516** | **613,059** | **1,067,476** | **631,430** | **2,460,970** | **4,159,877** | **754,366** | **3,951,634** | **4,706,000** |
| 2021 | 1,268,840 | 3,353,304 | 4,622,143 | 1,267,658 | 737,390 | 2,529,994 | 4,535,041 | 1,178,933 | 5,534,260 | 6,713,194 |
| 2022 | 0 | 0 | 0 | 0 | 0 | 0 | 0 | 0 | 0 | 0 |
| 2023 | 0 | 0 | 0 | 0 | 0 | 0 | 0 | 0 | 0 | 0 |
| 2024 | 0 | 0 | 0 | 0 | 0 | 0 | 0 | 0 | 0 | 0 |
| 2025 | 0 | 0 | 0 | 0 | 0 | 0 | 0 | 0 | 0 | 0 |
| 2026 | 0 | 0 | 0 | 0 | 0 | 0 | 0 | 0 | 0 | 0 |
| 2027 | 0 | 0 | 0 | 0 | 0 | 0 | 0 | 0 | 0 | 0 |
| 2028 | 0 | 0 | 0 | 0 | 0 | 0 | 0 | 0 | 0 | 0 |
| 2029 | 0 | 0 | 0 | 0 | 0 | 0 | 0 | 0 | 0 | 0 |
| 2030 | 0 | 0 | 0 | 0 | 0 | 0 | 0 | 0 | 0 | 0 |
| 2031 | 0 | 0 | 0 | 0 | 0 | 0 | 0 | 0 | 0 | 0 |
| 2032 | 0 | 0 | 0 | 0 | 0 | 0 | 0 | 0 | 0 | 0 |
| 2033 | 0 | 0 | 0 | 0 | 0 | 0 | 0 | 0 | 0 | 0 |
| 2034 | 0 | 0 | 0 | 0 | 0 | 0 | 0 | 0 | 0 | 0 |
| 2035 | 0 | 0 | 0 | 0 | 0 | 0 | 0 | 0 | 0 | 0 |
| **TOTAL** | **56,913,270** | **56,894,887** | **113,808,158** | **33,859,826** | **33,244,014** | **103,355,783** | **170,459,623** | **43,715,135** | **461,385,935** | **505,101,069** |

Note: Allocated capital costs as a result of permanent water transfers under the Monterey Amendment are not reflected in this table.

[a] Costs from Table B-10 allocated to Solano County Water Agency are reduced herein by $2,102,700 in 1986 and $1,823,500 in 1987 under provisions of Amendment 10 to its water supply contract.

## TABLE B-14 Capital Costs of Transportation Facilities Allocated to Each Contractor (in dollars)



| | SAN JOAQUIN VALLEY AREA | | | | | | | | | |
|---|---|---|---|---|---|---|---|---|---|---|
| | | | | Kern | | | | | | |
| Calendar Year | Dudley Ridge | Empire[b] | Future Contractor San Joaquin Valley | Municipal and Industrial | Municipal and Industrial[c] | Agricultural | Kings | Oak Flat | Tulare | Total |
| | [11] | [12] | [13] | [14] | [15] | [16] | [17] | [18] | [19] | [20] |
| 1952 | 389 | 20 | 58 | 938 | 119 | 9,129 | 20 | 12 | 785 | 11,470 |
| 1953 | 1,076 | 53 | 161 | 2,887 | 345 | 27,383 | 55 | 33 | 2,157 | 34,150 |
| 1954 | 1,350 | 68 | 201 | 3,373 | 417 | 32,369 | 69 | 43 | 2,718 | 40,608 |
| 1955 | 677 | 34 | 101 | 1,497 | 197 | 14,721 | 35 | 23 | 1,371 | 18,656 |
| 1956 | 726 | 34 | 108 | 2,702 | 273 | 24,255 | 35 | 25 | 1,416 | 29,575 |
| 1957 | 932 | 38 | 139 | 6,048 | 494 | 49,932 | 39 | 29 | 1,707 | 59,359 |
| 1958 | 2,308 | 102 | 344 | 14,374 | 1,153 | 119,049 | 104 | 61 | 4,368 | 141,862 |
| 1959 | 7,384 | 364 | 2,517 | 26,218 | 2,597 | 253,891 | 372 | 381 | 14,757 | 308,481 |
| 1960 | 12,940 | 630 | 3,666 | 34,054 | 4,155 | 352,166 | 644 | 498 | 25,696 | 434,448 |
| 1961 | 21,848 | 1,063 | 3,954 | 51,407 | 6,500 | 538,707 | 1,087 | 598 | 43,377 | 668,542 |
| 1962 | 49,320 | 2,410 | 7,867 | 94,933 | 13,834 | 1,017,146 | 2,465 | 1,879 | 98,141 | 1,287,996 |
| 1963 | 208,757 | 10,687 | 32,172 | 364,014 | 55,715 | 3,934,636 | 10,932 | 5,990 | 425,330 | 5,048,232 |
| 1964 | 328,286 | 16,961 | 64,890 | 600,152 | 88,904 | 6,636,279 | 17,350 | 11,942 | 672,013 | 8,436,776 |
| 1965 | 538,215 | 27,481 | 117,996 | 1,098,999 | 152,930 | 11,999,892 | 28,116 | 21,802 | 1,095,126 | 15,080,557 |
| 1966 | 1,107,757 | 52,586 | 279,172 | 2,218,832 | 339,222 | 24,857,487 | 53,789 | 38,891 | 2,173,090 | 31,120,826 |
| 1967 | 852,537 | 39,537 | 445,562 | 2,012,744 | 286,990 | 23,629,026 | 40,444 | 34,775 | 1,653,429 | 28,995,045 |
| 1968 | 198,739 | 9,739 | 166,267 | 1,104,132 | 70,086 | 11,544,942 | 9,962 | 12,238 | 396,075 | 13,512,180 |
| 1969 | 94,436 | 4,793 | 35,473 | 616,516 | 27,216 | 6,416,147 | 4,903 | 7,302 | 191,574 | 7,398,361 |
| 1970 | 54,344 | 2,720 | 21,686 | 414,659 | 15,520 | 4,145,046 | 2,782 | 3,999 | 109,470 | 4,770,226 |
| 1971 | 25,462 | 1,291 | 12,094 | 190,552 | 7,114 | 1,622,274 | 1,320 | 540 | 51,618 | 1,912,264 |
| 1972 | 11,589 | 589 | 8,354 | 82,886 | 3,409 | 723,623 | 602 | 343 | 23,526 | 854,921 |
| 1973 | 6,657 | 335 | 10,201 | 39,973 | 1,980 | 458,527 | 343 | 221 | 13,448 | 531,685 |
| 1974 | 9,478 | 469 | 11,044 | 45,420 | 2,766 | 483,866 | 479 | 326 | 18,979 | 572,828 |
| 1975 | 13,329 | 677 | 5,246 | 36,467 | 3,710 | 382,743 | 692 | 425 | 27,048 | 470,338 |
| 1976 | 17,506 | 837 | 12,615 | 53,085 | 5,621 | 654,026 | 856 | 1,152 | 34,455 | 780,152 |
| 1977 | 9,672 | 436 | 47,790 | 36,478 | 3,753 | 886,672 | 446 | 494 | 18,497 | 1,004,236 |
| 1978 | 23,499 | (30,406) | 6,178 | 54,219 | 6,579 | 575,169 | 1,209 | 1,402 | 47,446 | 685,296 |
| 1979 | 25,051 | 1,295 | 5,664 | 53,866 | 6,610 | 559,746 | 1,325 | 1,862 | 51,293 | 706,711 |
| 1980 | 144,980 | (4,617) | 31,160 | 321,890 | 38,126 | 3,211,810 | 7,682 | 7,144 | 297,215 | 4,055,391 |
| 1981 | (5,427) | (15,464) | 200 | (44,773) | (1,223) | (385,275) | (296) | 1,752 | (11,324) | (461,830) |
| 1982 | 49,916 | 2,584 | 6,600 | 83,283 | 13,142 | 654,692 | 2,638 | 1,252 | 102,287 | 916,395 |
| 1983 | 52,429 | (35,295) | 12,125 | 110,465 | 13,872 | 1,073,500 | 2,769 | 1,327 | 107,337 | 1,338,529 |
| 1984 | 86,345 | 4,474 | 14,303 | 154,799 | 22,764 | 1,617,225 | 4,572 | 2,678 | 177,020 | 2,084,180 |
| 1985 | 25,435 | 1,311 | 5,649 | 47,055 | 6,766 | 484,485 | 1,341 | 1,176 | 52,013 | 625,231 |
| 1986 | 38,309 | (41,067) | 9,862 | 71,661 | 10,320 | 796,097 | 2,009 | 778 | 78,142 | 966,110 |
| 1987 | 28,769 | 1,476 | 7,004 | 55,537 | 7,969 | 616,845 | 1,509 | 1,491 | 58,679 | 779,279 |
| 1988 | 52,329 | 2,831 | 17,078 | 70,572 | 12,049 | 909,046 | 2,894 | 4,620 | 109,713 | 1,181,132 |
| 1989 | 156,099 | 8,019 | 27,551 | 352,103 | 42,943 | 3,834,481 | 8,201 | 12,134 | 318,604 | 4,760,133 |
| 1990 | 292,361 | 15,142 | 50,360 | 553,394 | 87,199 | 6,094,021 | 15,487 | 22,729 | 599,233 | 7,729,927 |
| 1991 | 349,413 | 18,103 | 60,419 | 580,572 | 91,765 | 6,447,565 | 18,515 | 23,486 | 716,292 | 8,306,130 |
| 1992 | 125,891 | 6,439 | 28,019 | 241,559 | 34,559 | 2,711,639 | 6,585 | 10,883 | 256,370 | 3,421,943 |
| 1993 | 86,113 | 4,375 | 30,245 | 174,630 | 23,840 | 2,059,168 | 4,474 | 4,698 | 174,772 | 2,562,314 |
| 1994 | 64,762 | 3,323 | 23,894 | 124,518 | 17,633 | 1,488,418 | 3,398 | 2,173 | 132,095 | 1,860,213 |
| 1995 | 82,969 | (1,000) | 72,734 | 167,698 | 24,390 | 2,472,332 | 4,355 | 2,824 | 169,318 | 2,995,621 |
| 1996 | 27,611 | (61,913) | 51,990 | 68,870 | 8,812 | 1,233,548 | 1,437 | 1,590 | 56,092 | 1,388,037 |
| 1997 | 136,503 | 7,041 | 48,721 | 241,400 | 36,417 | 2,951,687 | 7,195 | 3,706 | 279,205 | 3,711,875 |
| 1998 | 70,737 | (121,004) | 23,083 | 122,934 | 18,622 | 1,474,568 | 3,742 | 1,278 | 144,963 | 1,738,923 |
| 1999 | 81,197 | 4,192 | 26,645 | 142,983 | 21,661 | 1,715,933 | 4,285 | 3,846 | 166,160 | 2,166,903 |
| 2000 | 21,089 | 1,073 | 9,822 | 45,704 | 6,013 | 547,927 | 1,096 | (1,081) | 42,826 | 674,466 |
| 2001 | 17,776 | 907 | 7,862 | 36,078 | 5,062 | 432,671 | 927 | 781 | 36,153 | 538,217 |
| 2002 | 93,258 | 4,801 | 18,852 | 163,537 | 25,021 | 1,835,443 | 4,909 | 1,470 | 190,549 | 2,337,839 |
| 2003 | 19,993 | 1,020 | 5,083 | 37,987 | 5,481 | 435,030 | 1,038 | 422 | 40,670 | 546,724 |
| 2004 | 18,558 | 958 | 4,113 | 34,437 | 4,911 | 374,948 | 980 | 1,518 | 37,972 | 478,394 |
| 2005 | 56,091 | 2,902 | 9,832 | 96,815 | 14,744 | 1,025,877 | 2,964 | 561 | 114,896 | 1,324,682 |
| 2006 | 10,670 | 551 | 1,947 | 30,110 | 2,812 | 197,248 | 564 | 732 | 21,841 | 266,475 |
| 2007 | 15,261 | 772 | 4,166 | 36,509 | 4,188 | 324,461 | 789 | 921 | 30,898 | 417,965 |
| 2008 | 62,504 | 3,233 | 11,391 | 104,213 | 16,434 | 1,151,588 | 3,304 | 2,079 | 128,030 | 1,482,775 |
| 2009 | 15,005 | 764 | 3,218 | 48,244 | 4,067 | 302,002 | 782 | 996 | 30,490 | 405,567 |
| 2010 | 27,175 | 1,409 | 36,027 | 67,589 | 7,106 | 847,559 | 1,442 | 317 | 55,738 | 1,044,363 |
| 2011 | 36,668 | 1,898 | 50,584 | 71,528 | 9,661 | 1,181,522 | 1,941 | 1,449 | 75,133 | 1,430,383 |
| 2012 | 42,554 | 2,101 | 23,353 | 90,014 | 11,882 | 1,139,946 | 2,149 | 3,019 | 85,122 | 1,400,140 |
| 2013 | 187,114 | 9,352 | 70,303 | 385,659 | 53,496 | 4,595,517 | 9,566 | 13,022 | 376,622 | 5,700,651 |
| 2014 | 197,108 | 10,063 | 95,832 | 366,806 | 53,569 | 4,667,168 | 10,296 | 15,319 | 401,027 | 5,817,187 |
| 2015 | 125,247 | 6,369 | 60,552 | 255,917 | 34,316 | 3,052,622 | 6,515 | 11,412 | 254,317 | 3,807,266 |
| 2016 | 157,523 | 8,002 | 83,712 | 512,231 | 42,771 | 6,280,917 | 8,183 | 6,108 | 319,678 | 7,419,125 |
| 2017 | 244,284 | 12,589 | 110,841 | 437,010 | 65,094 | 5,610,265 | 12,873 | 13,173 | 499,423 | 7,005,553 |
| 2018 | 340,599 | 17,595 | 158,758 | 598,739 | 90,598 | 7,739,864 | 18,000 | 7,038 | 697,191 | 9,668,384 |
| 2019 | 354,914 | 18,099 | 300,832 | 862,254 | 120,304 | 11,743,021 | 18,507 | 11,719 | 721,691 | 14,151,341 |
| **2020** | **463,210** | **23,814** | **187,081** | **903,009** | **129,296** | **11,192,689** | **24,349** | **21,829** | **945,821** | **13,891,098** |
| 2021 | 779,634 | 39,448 | 335,831 | 1,698,298 | 226,327 | 20,233,114 | 40,316 | 19,290 | 1,579,034 | 24,951,293 |
| 2022 | 0 | 0 | 0 | 0 | 0 | 0 | 0 | 0 | 0 | 0 |
| 2023 | 0 | 0 | 0 | 0 | 0 | 0 | 0 | 0 | 0 | 0 |
| 2024 | 0 | 0 | 0 | 0 | 0 | 0 | 0 | 0 | 0 | 0 |
| 2025 | 0 | 0 | 0 | 0 | 0 | 0 | 0 | 0 | 0 | 0 |
| 2026 | 0 | 0 | 0 | 0 | 0 | 0 | 0 | 0 | 0 | 0 |
| 2027 | 0 | 0 | 0 | 0 | 0 | 0 | 0 | 0 | 0 | 0 |
| 2028 | 0 | 0 | 0 | 0 | 0 | 0 | 0 | 0 | 0 | 0 |
| 2029 | 0 | 0 | 0 | 0 | 0 | 0 | 0 | 0 | 0 | 0 |
| 2030 | 0 | 0 | 0 | 0 | 0 | 0 | 0 | 0 | 0 | 0 |
| 2031 | 0 | 0 | 0 | 0 | 0 | 0 | 0 | 0 | 0 | 0 |
| 2032 | 0 | 0 | 0 | 0 | 0 | 0 | 0 | 0 | 0 | 0 |
| 2033 | 0 | 0 | 0 | 0 | 0 | 0 | 0 | 0 | 0 | 0 |
| 2034 | 0 | 0 | 0 | 0 | 0 | 0 | 0 | 0 | 0 | 0 |
| 2035 | 0 | 0 | 0 | 0 | 0 | 0 | 0 | 0 | 0 | 0 |
| **TOTAL** | **8,857,237** | **111,511** | **3,439,156** | **19,785,260** | **2,572,986** | **228,322,033** | **454,753** | **390,949** | **17,868,222** | **281,802,107** |

[b] Costs from Table B-10 allocated to Empire West Side Irrigation District are reduced herein by $31,588 in 1978; $12,129 in 1980; $15,173 in 1981; $38,004 in 1983; $43,033 in 1986; $5,261 in 1995; $63,318 in 1996; and $124,667 in 1998 in accordance with letters of agreement with the district.

[c] Costs related to maximum annual Table A of 15,000 acre-feet under Amendment 18 of the water supply contract with Kern County Water Agency.

## TABLE B-14 Capital Costs of Transportation Facilities Allocated to Each Contractor (in dollars)

Sheet 3 of 4

| Calendar Year | SOUTHERN CALIFORNIA AREA | | | | | | | | | |
|---|---|---|---|---|---|---|---|---|---|---|
| | AVEK | Coachella | Crestline | Desert | Littlerock | Mojave | Palmdale | San Bernardino | San Gabriel | San Gorgonio |
| | [21] | [22] | [23] | [24] | [25] | [26] | [27] | [28] | [29] | [30] |
| 1952 | 3,158 | 850 | 254 | 1,402 | 70 | 1,695 | 418 | 6,079 | 1,550 | 962 |
| 1953 | 10,026 | 2,668 | 799 | 4,401 | 222 | 5,318 | 1,328 | 19,058 | 4,852 | 3,011 |
| 1954 | 12,742 | 3,465 | 1,031 | 5,714 | 285 | 6,908 | 1,691 | 24,608 | 6,290 | 3,904 |
| 1955 | 5,411 | 1,374 | 401 | 2,267 | 115 | 2,756 | 715 | 9,229 | 2,377 | 1,474 |
| 1956 | 9,775 | 2,196 | 612 | 3,622 | 191 | 4,449 | 1,267 | 13,138 | 3,438 | 2,127 |
| 1957 | 26,306 | 6,343 | 1,816 | 10,461 | 540 | 12,767 | 3,450 | 40,646 | 10,534 | 6,526 |
| 1958 | 49,204 | 11,581 | 3,290 | 19,099 | 991 | 23,360 | 6,414 | 72,708 | 18,898 | 11,701 |
| 1959 | 70,247 | 15,869 | 4,616 | 26,171 | 1,347 | 31,759 | 9,030 | 98,596 | 25,519 | 15,815 |
| 1960 | 84,552 | 22,068 | 6,797 | 36,395 | 1,547 | 43,260 | 10,772 | 147,170 | 37,469 | 23,307 |
| 1961 | 126,542 | 34,613 | 12,530 | 57,086 | 2,245 | 63,709 | 16,437 | 236,164 | 57,707 | 36,153 |
| 1962 | 198,558 | 43,719 | 13,861 | 72,102 | 3,344 | 84,709 | 24,943 | 253,435 | 64,330 | 40,012 |
| 1963 | 580,138 | 116,797 | 33,149 | 192,624 | 9,828 | 234,926 | 73,256 | 610,277 | 160,624 | 99,266 |
| 1964 | 1,094,365 | 209,462 | 55,445 | 345,446 | 18,442 | 429,605 | 137,769 | 1,026,066 | 276,118 | 170,012 |
| 1965 | 1,908,076 | 385,533 | 103,757 | 635,825 | 32,819 | 786,986 | 244,587 | 1,913,090 | 512,862 | 316,082 |
| 1966 | 3,960,302 | 812,655 | 215,858 | 1,340,235 | 69,325 | 1,664,584 | 517,269 | 3,943,586 | 1,062,417 | 654,194 |
| 1967 | 4,976,538 | 1,077,422 | 296,069 | 1,776,892 | 88,301 | 2,182,240 | 653,250 | 5,821,681 | 1,550,239 | 958,406 |
| 1968 | 5,924,474 | 1,350,742 | 368,156 | 2,227,646 | 107,350 | 2,738,009 | 783,940 | 7,982,824 | 2,122,940 | 1,314,841 |
| 1969 | 5,822,708 | 1,690,259 | 539,851 | 2,787,631 | 121,303 | 3,256,507 | 865,455 | 10,898,185 | 2,769,647 | 1,726,891 |
| 1970 | 5,032,959 | 2,050,788 | 695,345 | 3,382,251 | 106,381 | 3,872,367 | 736,775 | 13,795,809 | 3,457,109 | 2,160,122 |
| 1971 | 2,577,507 | 1,071,523 | 338,581 | 1,767,179 | 48,337 | 2,087,223 | 347,057 | 8,137,053 | 1,987,120 | 1,237,573 |
| 1972 | 973,436 | 331,759 | 92,079 | 547,138 | 19,134 | 668,550 | 134,360 | 2,691,137 | 697,957 | 434,507 |
| 1973 | 354,407 | 158,579 | 82,223 | 261,557 | 6,304 | 238,094 | 46,102 | 1,760,570 | 403,582 | 256,711 |
| 1974 | 451,450 | 259,175 | 74,113 | 427,433 | 8,143 | 518,453 | 59,145 | 1,617,394 | 425,927 | 264,349 |
| 1975 | 253,438 | 193,632 | 52,821 | 319,337 | 4,954 | 392,110 | 33,995 | 1,533,664 | 407,913 | 253,838 |
| 1976 | 237,539 | 136,751 | 37,235 | 225,529 | 4,245 | 277,807 | 31,002 | 962,280 | 255,901 | 158,850 |
| 1977 | 199,554 | 91,384 | 25,858 | 150,711 | 3,757 | 183,609 | 26,834 | 591,445 | 155,537 | 96,517 |
| 1978 | 302,111 | 78,573 | 22,226 | 129,584 | 5,233 | 157,815 | 38,654 | 428,989 | 111,769 | 69,152 |
| 1979 | 357,678 | 81,807 | 21,795 | 134,915 | 5,965 | 166,931 | 44,410 | 403,569 | 108,408 | 66,847 |
| 1980 | 1,867,517 | 423,755 | 113,166 | 698,855 | 32,435 | 864,104 | 240,899 | 2,040,757 | 548,085 | 337,811 |
| 1981 | (158,728) | (47,102) | (8,865) | (77,678) | (2,576) | (102,568) | (19,588) | (143,875) | (43,557) | (26,356) |
| 1982 | 1,557,934 | 298,770 | 78,903 | 492,728 | 26,237 | 613,587 | 196,672 | 1,421,407 | 388,261 | 238,792 |
| 1983 | 2,062,512 | 396,033 | 115,678 | 653,134 | 34,699 | 803,945 | 259,939 | 2,126,313 | 581,672 | 357,812 |
| 1984 | 1,518,361 | 297,559 | 85,097 | 490,731 | 27,272 | 606,124 | 188,562 | 1,546,628 | 423,408 | 260,327 |
| 1985 | 896,226 | 217,115 | 62,532 | 358,064 | 13,104 | 441,299 | 107,533 | 1,116,949 | 305,291 | 187,699 |
| 1986 | 841,555 | 221,194 | 58,152 | 364,790 | 9,038 | 454,702 | 93,309 | 1,048,625 | 286,302 | 176,057 |
| 1987 | 333,052 | 166,099 | 43,992 | 273,928 | 5,566 | 340,485 | 40,716 | 783,725 | 213,202 | 131,163 |
| 1988 | 259,234 | 65,831 | 22,723 | 108,570 | 3,384 | 128,339 | 26,743 | 429,498 | 113,644 | 70,260 |
| 1989 | 1,045,999 | 323,138 | 97,036 | 532,920 | 16,777 | 649,616 | 125,344 | 1,375,722 | 372,048 | 227,772 |
| 1990 | 678,053 | 332,566 | 97,789 | 548,468 | 7,335 | 672,344 | 67,179 | 1,509,745 | 409,710 | 251,185 |
| 1991 | 831,687 | 367,196 | 120,925 | 605,579 | 11,966 | 733,443 | 92,625 | 1,979,364 | 540,210 | 331,235 |
| 1992 | 633,272 | 270,826 | 131,328 | 446,647 | 9,556 | 501,634 | 76,760 | 2,093,387 | 573,386 | 351,492 |
| 1993 | 634,283 | 222,347 | 171,095 | 366,700 | 10,194 | 353,470 | 73,955 | 3,848,084 | 1,046,752 | 646,980 |
| 1994 | 467,409 | 132,599 | 93,839 | 218,685 | 7,255 | 218,494 | 53,209 | 2,347,599 | 637,733 | 394,936 |
| 1995 | 459,990 | 132,690 | 78,390 | 218,835 | 7,436 | 232,377 | 54,544 | 1,960,100 | 530,656 | 331,286 |
| 1996 | 299,764 | 110,520 | 44,965 | 182,270 | 4,885 | 211,872 | 35,808 | 4,024,655 | 972,829 | 1,079,629 |
| 1997 | 438,898 | 103,382 | 24,640 | 170,497 | 7,397 | 214,534 | 54,452 | 2,892,626 | 397,103 | 1,914,804 |
| 1998 | 234,379 | 62,492 | 41,136 | 103,063 | 3,989 | 106,009 | 29,551 | 3,683,353 | 303,255 | 3,219,136 |
| 1999 | 268,224 | 89,312 | 40,069 | 147,294 | 4,812 | 167,592 | 35,399 | 4,662,112 | 235,054 | 4,622,213 |
| 2000 | 139,035 | 54,795 | 23,903 | 90,369 | 2,665 | 103,194 | 19,150 | 10,482,917 | 171,107 | 11,737,688 |
| 2001 | 130,754 | 50,816 | 15,641 | 83,805 | 2,989 | 102,254 | 20,949 | 18,225,132 | 96,254 | 21,171,124 |
| 2002 | 199,807 | 40,293 | 12,884 | 66,452 | 3,001 | 80,478 | 22,664 | 9,283,598 | 133,675 | 10,459,310 |
| 2003 | 76,592 | 24,945 | 7,688 | 41,140 | 1,245 | 50,028 | 9,409 | 4,032,931 | 54,302 | 4,493,890 |
| 2004 | 81,688 | 23,476 | 6,416 | 38,716 | 1,445 | 48,028 | 10,585 | 2,099,566 | 42,507 | 2,216,475 |
| 2005 | 232,323 | 47,108 | 14,116 | 77,691 | 4,011 | 93,862 | 29,628 | 989,790 | 71,539 | 770,161 |
| 2006 | 334,422 | 68,325 | 25,180 | 112,684 | 5,626 | 126,956 | 42,114 | 2,017,180 | 113,701 | 1,780,989 |
| 2007 | 258,891 | 57,769 | 22,068 | 95,272 | 4,567 | 111,771 | 33,367 | 2,134,671 | 108,623 | 2,115,573 |
| 2008 | 159,067 | 70,874 | 60,890 | 116,900 | 2,792 | 83,144 | 20,471 | 3,374,236 | 263,890 | 2,811,765 |
| 2009 | 577,477 | 153,560 | 60,337 | 253,262 | 9,826 | 275,417 | 73,122 | 4,779,860 | 271,508 | 4,253,220 |
| 2010 | 644,764 | 193,723 | 62,817 | 319,495 | 10,809 | 371,033 | 81,051 | 5,464,064 | 285,792 | 5,295,499 |
| 2011 | 341,088 | 230,769 | 59,398 | 380,581 | 5,742 | 474,797 | 42,964 | 7,766,777 | 287,922 | 8,034,505 |
| 2012 | 257,613 | 343,375 | 87,824 | 566,289 | 5,062 | 708,509 | 35,082 | 12,009,741 | 445,112 | 12,375,165 |
| 2013 | 789,946 | 348,815 | 91,411 | 575,262 | 15,285 | 718,195 | 106,713 | 34,509,949 | 488,498 | 38,758,009 |
| 2014 | 875,295 | 248,206 | 64,409 | 409,340 | 15,980 | 512,246 | 114,774 | 30,956,905 | 409,695 | 35,045,545 |
| 2015 | 1,060,376 | 271,969 | 69,820 | 448,527 | 20,067 | 561,547 | 148,294 | 17,643,119 | 387,061 | 19,408,804 |
| 2016 | 1,347,481 | 273,837 | 70,586 | 451,610 | 23,485 | 566,177 | 175,530 | 19,800,860 | 382,436 | 21,977,655 |
| 2017 | 796,463 | 169,629 | 41,176 | 279,751 | 13,654 | 353,412 | 101,164 | 6,659,934 | 194,383 | 7,151,493 |
| 2018 | 1,140,278 | 226,628 | 68,953 | 373,756 | 19,183 | 457,183 | 143,650 | 4,738,117 | 440,007 | 3,949,022 |
| 2019 | 1,615,157 | 396,587 | 136,360 | 654,072 | 29,164 | 748,801 | 211,069 | 3,372,471 | 774,564 | 661,005 |
| **2020** | **1,881,761** | **402,665** | **124,502** | **664,084** | **32,384** | **797,283** | **240,202** | **2,844,461** | **663,899** | **599,151** |
| 2021 | 3,879,783 | 822,272 | 231,110 | 1,356,097 | 66,633 | 1,662,066 | 494,704 | 4,859,428 | 1,207,010 | 939,839 |
| 2022 | 0 | 0 | 0 | 0 | 0 | 0 | 0 | 0 | 0 | 0 |
| 2023 | 0 | 0 | 0 | 0 | 0 | 0 | 0 | 0 | 0 | 0 |
| 2024 | 0 | 0 | 0 | 0 | 0 | 0 | 0 | 0 | 0 | 0 |
| 2025 | 0 | 0 | 0 | 0 | 0 | 0 | 0 | 0 | 0 | 0 |
| 2026 | 0 | 0 | 0 | 0 | 0 | 0 | 0 | 0 | 0 | 0 |
| 2027 | 0 | 0 | 0 | 0 | 0 | 0 | 0 | 0 | 0 | 0 |
| 2028 | 0 | 0 | 0 | 0 | 0 | 0 | 0 | 0 | 0 | 0 |
| 2029 | 0 | 0 | 0 | 0 | 0 | 0 | 0 | 0 | 0 | 0 |
| 2030 | 0 | 0 | 0 | 0 | 0 | 0 | 0 | 0 | 0 | 0 |
| 2031 | 0 | 0 | 0 | 0 | 0 | 0 | 0 | 0 | 0 | 0 |
| 2032 | 0 | 0 | 0 | 0 | 0 | 0 | 0 | 0 | 0 | 0 |
| 2033 | 0 | 0 | 0 | 0 | 0 | 0 | 0 | 0 | 0 | 0 |
| 2034 | 0 | 0 | 0 | 0 | 0 | 0 | 0 | 0 | 0 | 0 |
| 2035 | 0 | 0 | 0 | 0 | 0 | 0 | 0 | 0 | 0 | 0 |
| **TOTAL** | **67,592,882** | **18,948,343** | **5,970,649** | **31,249,887** | **1,207,093** | **37,354,289** | **8,860,591** | **313,830,929** | **32,827,563** | **241,493,270** |

## TABLE B-14 Capital Costs of Transportation Facilities Allocated to Each Contractor (in dollars)



| Calendar Year | SOUTHERN CALIFORNIA AREA (continued) | | | | FEATHER RIVER AREA | | | | | |
|---|---|---|---|---|---|---|---|---|---|---|
| | Santa Clarita[d,e] | Metropolitan[f] | Ventura | Total | Yuba City | Butte | Plumas | Total | South Bay Area Future Contractor | Grand Total |
| | [31] | [32] | [33] | [34] | [35] | [36] | [37] | [38] | [39] | [40] |
| 1952 | 1,042 | 69,020 | 370 | 86,871 | 0 | 0 | 0 | 0 | 59 | 99,353 |
| 1953 | 3,327 | 217,634 | 1,187 | 273,833 | 0 | 0 | 0 | 0 | 264 | 311,812 |
| 1954 | 4,193 | 279,967 | 1,496 | 352,294 | 0 | 0 | 0 | 0 | 766 | 402,143 |
| 1955 | 1,881 | 111,602 | 670 | 140,272 | 0 | 0 | 0 | 0 | 969 | 169,342 |
| 1956 | 3,590 | 179,335 | 1,299 | 225,040 | 0 | 0 | 0 | 0 | 9,172 | 351,551 |
| 1957 | 9,255 | 516,050 | 3,367 | 648,059 | 0 | 0 | 0 | 0 | 23,172 | 1,464,452 |
| 1958 | 17,599 | 945,684 | 6,390 | 1,186,917 | 0 | 0 | 2 | 2 | 32,888 | 2,286,623 |
| 1959 | 29,740 | 1,364,298 | 9,894 | 1,702,901 | 0 | 0 | 14 | 14 | 57,918 | 2,967,412 |
| 1960 | 38,760 | 1,914,521 | 12,798 | 2,379,418 | 0 | 0 | 28 | 28 | 123,202 | 4,660,833 |
| 1961 | 54,262 | 3,212,125 | 18,770 | 3,928,343 | 0 | 0 | 10 | 10 | 316,220 | 8,545,244 |
| 1962 | 85,352 | 3,543,471 | 29,069 | 4,456,905 | 0 | 0 | 32 | 32 | 228,202 | 8,875,171 |
| 1963 | 255,252 | 11,185,928 | 86,807 | 13,638,873 | 0 | 0 | 51 | 51 | 528,496 | 24,610,278 |
| 1964 | 501,858 | 18,065,455 | 164,709 | 22,494,750 | 0 | 0 | 7,791 | 7,791 | 590,034 | 41,736,060 |
| 1965 | 947,523 | 33,763,577 | 307,475 | 41,858,192 | 0 | 0 | 3,139 | 3,139 | 332,680 | 62,664,743 |
| 1966 | 2,150,972 | 74,485,027 | 681,898 | 91,558,323 | 0 | 0 | (48) | (48) | 783,728 | 129,110,330 |
| 1967 | 4,100,531 | 130,599,417 | 1,279,076 | 155,360,062 | 0 | 0 | 47 | 47 | 1,479,421 | 194,146,365 |
| 1968 | 3,998,942 | 147,502,290 | 1,360,687 | 177,782,842 | 0 | 0 | 51,573 | 51,573 | 1,254,192 | 197,978,911 |
| 1969 | 3,079,426 | 140,096,646 | 1,085,026 | 174,739,535 | 0 | 0 | 234,232 | 234,232 | 398,183 | 184,473,490 |
| 1970 | 3,277,778 | 161,983,078 | 1,147,609 | 201,698,371 | 0 | 0 | 16,227 | 16,227 | 74,028 | 207,082,650 |
| 1971 | 2,146,954 | 133,903,316 | 738,822 | 156,388,246 | 0 | 0 | 27,204 | 27,204 | 12,457 | 158,624,739 |
| 1972 | 283,257 | 43,931,880 | 66,878 | 50,872,072 | 0 | 0 | 9 | 9 | 13,182 | 51,936,917 |
| 1973 | 914,303 | 39,723,010 | 290,020 | 44,495,462 | 0 | 0 | 25 | 25 | 8,099 | 45,263,853 |
| 1974 | 280,861 | 18,896,593 | 86,362 | 23,369,399 | 0 | 0 | 45 | 45 | 28,570 | 24,402,166 |
| 1975 | 246,492 | 16,732,939 | 83,975 | 20,509,109 | 0 | 0 | 21 | 21 | 8,226 | 21,318,838 |
| 1976 | 255,238 | 13,545,451 | 84,623 | 16,212,450 | 0 | 0 | 51 | 51 | 16,486 | 17,492,910 |
| 1977 | 371,469 | 11,769,352 | 110,833 | 13,776,859 | 0 | 0 | 28 | 28 | 21,181 | 15,544,382 |
| 1978 | 470,176 | 15,781,696 | 174,876 | 17,770,853 | 0 | 0 | 38 | 38 | 28,876 | 19,073,475 |
| 1979 | 938,985 | 27,627,424 | 343,361 | 30,302,093 | 0 | 0 | 23 | 23 | 26,668 | 31,857,362 |
| 1980 | 1,777,294 | 59,493,774 | 641,586 | 69,080,039 | 0 | 0 | 26 | 26 | 59,169 | 74,974,704 |
| 1981 | 610,795 | 15,661,179 | 224,257 | 15,865,338 | 0 | 0 | 34 | 34 | (6,746) | 15,727,602 |
| 1982 | 861,928 | 30,873,857 | 316,107 | 37,365,183 | 0 | 0 | 11 | 11 | 16,086 | 39,705,931 |
| 1983 | 521,349 | 25,056,047 | 187,121 | 33,156,253 | 0 | 0 | 19 | 19 | 72,225 | 38,006,645 |
| 1984 | 295,783 | 16,317,441 | 103,160 | 22,160,455 | 0 | 0 | 26 | 26 | 83,252 | 30,414,886 |
| 1985 | 158,810 | 10,243,779 | 56,162 | 14,164,564 | 0 | 0 | 29 | 29 | 16,338 | 28,581,730 |
| 1986 | 104,860 | 8,365,310 | 34,777 | 12,058,671 | 0 | 0 | 31 | 31 | 16,248 | 41,035,899 |
| 1987 | 105,625 | 6,955,356 | 36,142 | 9,429,050 | 0 | 0 | 32 | 32 | 29,062 | 32,523,660 |
| 1988 | 174,155 | 6,626,545 | 57,117 | 8,086,041 | 0 | 0 | 55 | 55 | 50,083 | 18,140,686 |
| 1989 | 434,394 | 18,531,680 | 153,200 | 23,885,645 | 0 | 0 | 44 | 44 | 43,324 | 33,301,366 |
| 1990 | 374,313 | 17,430,869 | 125,376 | 22,504,929 | 0 | 0 | 63 | 63 | 96,419 | 34,453,743 |
| 1991 | 401,961 | 20,792,168 | 132,558 | 26,940,915 | 0 | 0 | 54 | 54 | 149,922 | 39,811,664 |
| 1992 | 356,952 | 21,196,762 | 116,999 | 26,758,999 | 0 | 0 | 42 | 42 | 80,900 | 35,041,233 |
| 1993 | 332,089 | 29,471,748 | 105,693 | 37,283,389 | 0 | 0 | 30 | 30 | 59,324 | 53,921,787 |
| 1994 | 165,607 | 16,392,019 | 50,941 | 21,180,326 | 0 | 0 | 14 | 14 | 34,208 | 74,225,377 |
| 1995 | 293,308 | 16,078,395 | 72,214 | 20,450,221 | 0 | 0 | 3 | 3 | 42,395 | 191,525,108 |
| 1996 | 206,742 | 23,237,696 | 49,282 | 30,460,917 | 0 | 0 | 0 | 0 | 21,388 | 188,829,048 |
| 1997 | 249,699 | 13,530,777 | 72,335 | 20,071,144 | 0 | 0 | 3 | 3 | 34,976 | 65,660,155 |
| 1998 | 202,650 | 11,284,364 | 65,745 | 19,339,120 | 0 | 0 | 7 | 7 | 11,234 | 32,689,229 |
| 1999 | 175,939 | 9,063,618 | 54,504 | 19,566,143 | 0 | 0 | 2 | 2 | 34,616 | 32,822,429 |
| 2000 | 77,889 | 5,393,221 | 24,010 | 28,319,941 | 0 | 0 | 24 | 24 | 16,912 | 35,219,423 |
| 2001 | 44,790 | 2,988,800 | 13,047 | 42,946,356 | 0 | 0 | 20 | 20 | 68,013 | 46,451,811 |
| 2002 | 121,849 | 5,787,234 | 39,607 | 26,250,853 | 0 | 0 | 14 | 14 | 382,151 | 37,382,432 |
| 2003 | 42,072 | 5,783,732 | 13,689 | 14,631,665 | 0 | 0 | 0 | 0 | 590,294 | 23,090,658 |
| 2004 | 46,992 | 4,555,521 | 15,942 | 9,187,357 | 0 | 0 | 0 | 0 | 156,414 | 14,873,600 |
| 2005 | 126,137 | 7,322,277 | 42,941 | 9,821,584 | 0 | 0 | 0 | 0 | 123,949 | 13,470,406 |
| 2006 | 246,722 | 13,867,322 | 90,203 | 18,831,425 | 0 | 0 | 5 | 5 | 120,330 | 21,679,785 |
| 2007 | 182,329 | 11,723,751 | 65,425 | 16,914,077 | 0 | 0 | 0 | 0 | 266,740 | 24,260,993 |
| 2008 | 175,464 | 11,885,796 | 60,480 | 19,085,769 | 0 | 0 | 4 | 4 | 493,279 | 35,209,891 |
| 2009 | 339,521 | 22,108,510 | 122,280 | 33,277,900 | 0 | 0 | 6 | 6 | 1,018,818 | 48,428,777 |
| 2010 | 340,756 | 18,059,829 | 107,451 | 31,237,085 | 0 | 0 | (2) | (2) | 6,354,636 | 55,404,059 |
| 2011 | 219,260 | 12,727,509 | 55,576 | 30,626,887 | 0 | 0 | 0 | 0 | 2,566,258 | 52,321,305 |
| 2012 | 144,365 | 17,420,517 | 42,735 | 44,441,389 | 0 | 0 | 0 | 0 | 1,004,833 | 60,251,441 |
| 2013 | 377,704 | 28,351,615 | 110,781 | 105,242,183 | 0 | 0 | 0 | 0 | 546,046 | 120,654,854 |
| 2014 | 463,423 | 21,851,728 | 126,201 | 91,093,748 | 0 | 0 | 0 | 0 | (16,925) | 99,413,650 |
| 2015 | 532,068 | 41,016,634 | 162,974 | 81,731,260 | 0 | 0 | 0 | 0 | 277,916 | 90,770,186 |
| 2016 | 700,858 | 64,440,012 | 216,631 | 110,427,159 | 0 | 0 | 0 | 0 | 98,270 | 120,510,874 |
| 2017 | 554,382 | 35,199,660 | 153,788 | 51,668,888 | 0 | 0 | 0 | 0 | 77,988 | 61,094,105 |
| 2018 | 793,115 | 35,520,295 | 221,204 | 48,091,391 | 0 | 0 | 0 | 0 | 219,614 | 61,709,593 |
| 2019 | 1,380,789 | 55,586,750 | 351,349 | 65,918,137 | 0 | 0 | 0 | 0 | 228,012 | 85,974,311 |
| **2020** | **1,669,388** | **73,256,583** | **501,785** | **83,678,147** | **0** | **0** | **0** | **0** | **375,130** | **107,423,310** |
| 2021 | 3,139,200 | 145,055,317 | 940,771 | 164,654,230 | 0 | 0 | 0 | 0 | 802,559 | 206,278,460 |
| 2022 | 0 | 0 | 0 | 0 | 0 | 0 | 0 | 0 | 0 | 0 |
| 2023 | 0 | 0 | 0 | 0 | 0 | 0 | 0 | 0 | 0 | 0 |
| 2024 | 0 | 0 | 0 | 0 | 0 | 0 | 0 | 0 | 0 | 0 |
| 2025 | 0 | 0 | 0 | 0 | 0 | 0 | 0 | 0 | 0 | 0 |
| 2026 | 0 | 0 | 0 | 0 | 0 | 0 | 0 | 0 | 0 | 0 |
| 2027 | 0 | 0 | 0 | 0 | 0 | 0 | 0 | 0 | 0 | 0 |
| 2028 | 0 | 0 | 0 | 0 | 0 | 0 | 0 | 0 | 0 | 0 |
| 2029 | 0 | 0 | 0 | 0 | 0 | 0 | 0 | 0 | 0 | 0 |
| 2030 | 0 | 0 | 0 | 0 | 0 | 0 | 0 | 0 | 0 | 0 |
| 2031 | 0 | 0 | 0 | 0 | 0 | 0 | 0 | 0 | 0 | 0 |
| 2032 | 0 | 0 | 0 | 0 | 0 | 0 | 0 | 0 | 0 | 0 |
| 2033 | 0 | 0 | 0 | 0 | 0 | 0 | 0 | 0 | 0 | 0 |
| 2034 | 0 | 0 | 0 | 0 | 0 | 0 | 0 | 0 | 0 | 0 |
| 2035 | 0 | 0 | 0 | 0 | 0 | 0 | 0 | 0 | 0 | 0 |
| **TOTAL** | **43,992,344** | **2,068,452,783** | **14,312,493** | **2,886,093,116** | **0** | **0** | **341,139** | **341,139** | **23,112,999** | **3,980,718,212** |

[d] Castaic Lake Water Agency's SWP Water Supply Contract was transferred to Santa Clarita Valley Water Agency effective November 2, 2018.

[e] Costs from Table B-10 allocated to Santa Clarita Valley Water Agency are reduced herein by $14,088 in1978 in accordance with a letter of agreement with the agency.

[f] Costs from Table B-10 allocated to The Metropolitan Water District of Southern California are reduced herein by $16,425,374 in 1972 under provisions of Amendment 7 to its water supply contract.

## TABLE B-15 Capital Cost Component of Transportation Charge for Each Contractor (in dollars)[a,b,c]

Sheet 1 of 4

| Calendar Year | NORTH BAY AREA | | | SOUTH BAY AREA | | | | CENTRAL COASTAL AREA | | |
|---|---|---|---|---|---|---|---|---|---|---|
| | Napa | Solano | Total | Alameda-Zone 7 | Alameda County | Santa Clara | Total | San Luis Obispo | Santa Barbara | Total |
| | [1] | [2] | [3] | [4] | [5] | [6] | [7] | [8] | [9] | [10] |
| 1961 | 0 | 0 | 0 | 0 | 0 | 0 | 0 | 0 | 0 | 0 |
| 1962 | 0 | 0 | 0 | 0 | 0 | 0 | 0 | 0 | 0 | 0 |
| 1963 | 0 | 0 | 0 | 147,972 | 105,673 | 364,827 | 618,472 | 0 | 0 | 0 |
| 1964 | 0 | 0 | 0 | 208,371 | 170,929 | 530,036 | 909,335 | 6,696 | 21,667 | 28,363 |
| 1965 | 0 | 0 | 0 | 274,717 | 259,943 | 899,371 | 1,434,031 | 13,756 | 36,029 | 49,785 |
| 1966 | 18,063 | 0 | 18,063 | 310,035 | 290,808 | 1,073,270 | 1,674,113 | 26,524 | 61,349 | 87,873 |
| 1967 | 41,574 | 0 | 41,574 | 380,137 | 320,989 | 1,187,619 | 1,888,745 | 56,469 | 118,263 | 174,731 |
| 1968 | 121,509 | 0 | 121,509 | 496,392 | 361,935 | 1,309,946 | 2,168,273 | 104,160 | 208,037 | 312,197 |
| 1969 | 165,289 | 0 | 165,289 | 598,112 | 397,386 | 1,411,701 | 2,407,198 | 122,043 | 242,426 | 364,469 |
| 1970 | 169,077 | 0 | 169,077 | 632,269 | 412,322 | 1,450,660 | 2,495,251 | 125,963 | 250,808 | 376,771 |
| 1971 | 171,286 | 0 | 171,286 | 639,287 | 415,439 | 1,457,564 | 2,512,290 | 128,402 | 256,371 | 384,773 |
| 1972 | 172,649 | 0 | 172,649 | 641,062 | 416,368 | 1,461,847 | 2,519,276 | 129,861 | 260,482 | 390,343 |
| 1973 | 173,649 | 31,366 | 205,015 | 642,601 | 417,018 | 1,465,086 | 2,524,705 | 130,843 | 263,040 | 393,883 |
| 1974 | 176,527 | 32,938 | 209,466 | 643,765 | 417,636 | 1,467,092 | 2,528,493 | 132,015 | 265,901 | 397,916 |
| 1975 | 184,973 | 36,291 | 221,264 | 646,425 | 418,879 | 1,470,816 | 2,536,119 | 133,290 | 269,028 | 402,318 |
| 1976 | 189,650 | 40,836 | 230,485 | 647,885 | 419,684 | 1,472,924 | 2,540,492 | 134,041 | 272,155 | 406,196 |
| 1977 | 192,592 | 45,096 | 237,688 | 650,708 | 421,449 | 1,478,507 | 2,550,664 | 135,754 | 278,799 | 414,553 |
| 1978 | 195,860 | 49,178 | 245,038 | 654,463 | 423,747 | 1,485,299 | 2,563,509 | 141,271 | 292,281 | 433,552 |
| 1979 | 199,390 | 53,340 | 252,730 | 659,876 | 427,108 | 1,494,207 | 2,581,191 | 142,362 | 297,569 | 439,930 |
| 1980 | 209,132 | 67,748 | 276,880 | 663,871 | 429,296 | 1,499,843 | 2,593,010 | 143,530 | 303,969 | 447,499 |
| 1981 | 222,599 | 87,408 | 310,007 | 674,099 | 435,629 | 1,515,357 | 2,625,085 | 148,789 | 327,544 | 476,333 |
| 1982 | 234,191 | 106,918 | 341,110 | 672,372 | 434,108 | 1,512,014 | 2,618,494 | 148,004 | 320,657 | 468,660 |
| 1983 | 262,160 | 151,259 | 413,419 | 673,972 | 434,532 | 1,513,393 | 2,621,897 | 148,213 | 317,658 | 465,870 |
| 1984 | 326,072 | 224,245 | 550,317 | 684,941 | 441,230 | 1,530,671 | 2,656,842 | 149,853 | 323,275 | 473,127 |
| 1985 | 455,836 | 364,305 | 820,141 | 697,309 | 448,410 | 1,548,594 | 2,694,313 | 151,658 | 328,761 | 480,419 |
| 1986 | 819,636 | 692,479 | 1,512,115 | 699,478 | 449,390 | 1,551,318 | 2,700,186 | 152,545 | 332,779 | 485,324 |
| 1987 | 1,360,688 | 1,559,243 | 2,919,931 | 702,289 | 451,007 | 1,555,828 | 2,709,125 | 154,805 | 348,472 | 503,277 |
| 1988 | 1,771,651 | 2,208,121 | 3,979,772 | 706,684 | 453,514 | 1,562,985 | 2,723,182 | 161,346 | 417,591 | 578,937 |
| 1989 | 1,891,484 | 2,433,160 | 4,324,645 | 715,527 | 459,332 | 1,578,655 | 2,753,514 | 169,453 | 494,247 | 663,699 |
| 1990 | 1,955,330 | 2,514,151 | 4,469,481 | 723,669 | 464,692 | 1,592,216 | 2,780,577 | 177,387 | 557,384 | 734,771 |
| 1991 | 1,978,582 | 2,557,403 | 4,535,985 | 740,502 | 476,459 | 1,625,032 | 2,841,992 | 189,050 | 639,235 | 828,285 |
| 1992 | 1,983,860 | 2,562,121 | 4,545,981 | 770,278 | 496,722 | 1,675,047 | 2,942,047 | 204,822 | 754,678 | 959,500 |
| 1993 | 1,986,897 | 2,565,427 | 4,552,324 | 784,289 | 505,773 | 1,698,585 | 2,988,648 | 224,056 | 941,300 | 1,165,356 |
| 1994 | 1,993,467 | 2,572,330 | 4,565,797 | 794,414 | 512,498 | 1,716,961 | 3,023,873 | 286,878 | 1,585,162 | 1,872,040 |
| 1995 | 1,997,323 | 2,576,836 | 4,574,159 | 798,756 | 515,639 | 1,729,387 | 3,043,781 | 517,412 | 4,095,799 | 4,613,211 |
| 1996 | 1,998,994 | 2,578,433 | 4,577,427 | 806,408 | 520,936 | 1,743,439 | 3,070,783 | 1,187,010 | 12,569,247 | 13,756,257 |
| 1997 | 2,000,110 | 2,579,484 | 4,579,594 | 810,332 | 523,583 | 1,750,461 | 3,084,376 | 1,808,545 | 20,578,178 | 22,386,724 |
| 1998 | 2,001,225 | 2,585,478 | 4,586,703 | 816,871 | 527,976 | 1,762,113 | 3,106,960 | 1,985,644 | 22,700,288 | 24,685,933 |
| 1999 | 2,002,204 | 2,586,690 | 4,588,893 | 819,036 | 529,331 | 1,765,656 | 3,114,023 | 2,035,260 | 23,293,767 | 25,329,027 |
| 2000 | 2,006,043 | 2,592,730 | 4,598,773 | 982,156 | 533,508 | 1,777,485 | 3,293,150 | 2,088,005 | 23,838,744 | 25,926,748 |
| 2001 | 2,327,908 | 2,784,459 | 5,112,367 | 1,041,548 | 535,165 | 1,782,101 | 3,358,814 | 2,116,046 | 24,156,352 | 26,272,398 |
| 2002 | 2,328,347 | 2,785,299 | 5,113,646 | 1,053,665 | 550,866 | 1,890,059 | 3,494,591 | 2,120,253 | 24,187,702 | 26,307,955 |
| 2003 | 2,329,691 | 2,788,108 | 5,117,800 | 1,126,189 | 621,150 | 2,236,683 | 3,984,022 | 2,124,324 | 24,210,510 | 26,334,833 |
| 2004 | 2,333,375 | 2,789,402 | 5,122,777 | 1,243,201 | 700,643 | 2,512,474 | 4,456,318 | 2,125,494 | 24,217,560 | 26,343,054 |
| 2005 | 2,343,923 | 2,790,740 | 5,134,663 | 1,274,497 | 721,599 | 2,761,150 | 4,757,246 | 2,126,238 | 24,220,734 | 26,346,972 |
| 2006 | 2,348,175 | 2,794,973 | 5,143,147 | 1,304,141 | 742,505 | 2,855,962 | 4,902,608 | 2,126,116 | 24,210,804 | 26,336,921 |
| 2007 | 2,411,210 | 2,796,343 | 5,207,553 | 1,333,495 | 763,106 | 2,906,021 | 5,002,622 | 2,126,644 | 24,214,870 | 26,341,514 |
| 2008 | 2,645,025 | 2,799,340 | 5,444,365 | 1,400,880 | 809,662 | 3,017,673 | 5,228,216 | 2,127,678 | 24,220,221 | 26,347,899 |
| 2009 | 3,226,400 | 2,803,665 | 6,030,065 | 1,527,810 | 897,252 | 3,227,237 | 5,652,299 | 2,129,520 | 24,226,659 | 26,356,180 |
| 2010 | 3,316,155 | 2,805,001 | 6,121,156 | 1,792,221 | 1,081,998 | 3,667,787 | 6,542,006 | 2,130,095 | 24,229,935 | 26,360,030 |
| 2011 | 3,346,543 | 2,805,240 | 6,151,784 | 2,480,969 | 1,318,810 | 4,260,266 | 8,060,045 | 2,135,200 | 24,239,123 | 26,374,323 |
| 2012 | 3,361,666 | 2,808,266 | 6,169,933 | 2,936,421 | 1,583,384 | 4,897,983 | 9,417,788 | 2,142,776 | 24,255,155 | 26,397,931 |
| 2013 | 3,400,771 | 2,841,109 | 6,241,880 | 3,051,358 | 1,664,841 | 5,007,350 | 9,723,550 | 2,148,169 | 24,278,899 | 26,427,068 |
| 2014 | 3,454,741 | 2,894,482 | 6,349,222 | 3,114,623 | 1,690,262 | 5,123,884 | 9,928,769 | 2,160,289 | 24,349,603 | 26,509,892 |
| 2015 | 3,504,689 | 2,947,371 | 6,452,060 | 3,028,182 | 1,588,247 | 4,739,755 | 9,356,184 | 2,178,159 | 24,451,794 | 26,629,953 |
| 2016 | 3,500,557 | 2,969,176 | 6,469,733 | 3,087,618 | 1,599,389 | 4,671,223 | 9,358,230 | 2,184,886 | 24,531,426 | 26,716,313 |
| 2017 | 3,481,852 | 2,982,817 | 6,464,669 | 3,048,020 | 1,583,076 | 4,591,219 | 9,222,314 | 2,176,186 | 24,565,758 | 26,741,944 |
| 2018 | 3,393,575 | 2,991,229 | 6,384,804 | 2,956,281 | 1,554,670 | 4,507,208 | 9,018,159 | 2,153,473 | 24,564,150 | 26,717,623 |
| 2019 | 3,346,219 | 2,996,631 | 6,342,850 | 2,943,268 | 1,560,729 | 4,512,105 | 9,016,101 | 2,165,110 | 24,592,879 | 26,757,988 |
| **2020** | **3,348,722** | **3,009,289** | **6,358,011** | **3,002,524** | **1,583,685** | **4,627,162** | **9,213,371** | **2,223,291** | **24,743,156** | **26,966,447** |
| 2021 | 3,378,436 | 3,040,274 | 6,418,710 | 3,129,584 | 1,639,141 | 4,848,543 | 9,617,268 | 2,290,828 | 25,104,156 | 27,394,985 |
| 2022 | 3,518,285 | 3,382,365 | 6,900,650 | 3,329,996 | 1,710,042 | 5,090,709 | 10,130,746 | 2,404,211 | 25,639,141 | 28,043,352 |
| 2023 | 3,517,142 | 3,348,833 | 6,865,975 | 3,328,698 | 1,709,392 | 5,087,469 | 10,125,559 | 2,403,228 | 25,636,583 | 28,039,811 |
| 2024 | 3,513,862 | 3,347,199 | 6,861,061 | 3,327,751 | 1,708,774 | 5,085,463 | 10,121,989 | 2,402,056 | 25,633,722 | 28,035,778 |
| 2025 | 3,504,247 | 3,343,622 | 6,847,868 | 3,325,495 | 1,707,531 | 5,081,739 | 10,114,766 | 2,400,781 | 25,630,596 | 28,031,377 |
| 2026 | 3,498,903 | 3,338,868 | 6,837,771 | 3,324,224 | 1,706,726 | 5,079,631 | 10,110,582 | 2,400,030 | 25,627,468 | 28,027,498 |
| 2027 | 3,495,532 | 3,334,433 | 6,829,965 | 3,321,653 | 1,704,961 | 5,074,049 | 10,100,663 | 2,398,317 | 25,620,824 | 28,019,142 |
| 2028 | 3,491,792 | 3,330,174 | 6,821,966 | 3,318,220 | 1,702,663 | 5,067,256 | 10,088,139 | 2,392,800 | 25,607,342 | 28,000,142 |
| 2029 | 3,487,754 | 3,325,806 | 6,813,560 | 3,313,121 | 1,699,301 | 5,058,348 | 10,070,771 | 2,391,710 | 25,602,054 | 27,993,764 |
| 2030 | 3,476,598 | 3,310,344 | 6,786,942 | 3,309,447 | 1,697,114 | 5,052,712 | 10,059,274 | 2,390,541 | 25,595,654 | 27,986,195 |
| 2031 | 3,461,181 | 3,289,278 | 6,750,459 | 3,299,583 | 1,690,781 | 5,037,198 | 10,027,562 | 2,385,282 | 25,572,079 | 27,957,361 |
| 2032 | 3,447,884 | 3,268,333 | 6,716,217 | 3,301,644 | 1,692,301 | 5,040,541 | 10,034,487 | 2,386,067 | 25,578,967 | 27,965,034 |
| 2033 | 3,415,825 | 3,220,882 | 6,636,707 | 3,300,424 | 1,691,878 | 5,039,163 | 10,031,464 | 2,385,858 | 25,581,965 | 27,967,824 |
| 2034 | 3,342,728 | 3,144,266 | 6,486,994 | 3,289,696 | 1,685,180 | 5,021,885 | 9,996,761 | 2,384,219 | 25,576,349 | 27,960,567 |
| 2035 | 3,194,585 | 2,997,964 | 6,192,549 | 3,277,664 | 1,678,000 | 5,003,961 | 9,959,626 | 2,382,413 | 25,570,862 | 27,953,276 |
| **TOTAL** | **143,123,874** | **142,660,592** | **285,784,465** | **116,855,439** | **64,715,700** | **205,149,783** | **386,720,922** | **92,614,003** | **988,707,991** | **1,081,321,995** |

[a] Unadjusted for prior overpayments or underpayments of charges.
[b] Determined at the current Project Interest Rate of 4.610 percent per annum.
[c] Reflects the transfers of permanent aqueduct capacity among contractors.

## TABLE B-15 Capital Cost Component of Transportation Charge for Each Contractor (in dollars)[a,b,c]

Sheet 2 of 4

| Calendar Year | SAN JOAQUIN VALLEY AREA | | | | | | | | | |
|---|---|---|---|---|---|---|---|---|---|---|
| | | | | Kern | | | | | | |
| | Dudley Ridge | Empire | Future Contractor San Joaquin Valley | Municipal and Industrial | Municipal and Industrial[d] | Agricultural | Kings | Oak Flat | Tulare | Total |
| | [11] | [12] | [13] | [14] | [15] | [16] | [17] | [18] | [19] | [20] |
| 1961 | 0 | 0 | 0 | 0 | 0 | 0 | 0 | 0 | 0 | 0 |
| 1962 | 0 | 0 | 0 | 0 | 0 | 0 | 0 | 0 | 0 | 0 |
| 1963 | 0 | 0 | 0 | 0 | 0 | 0 | 0 | 0 | 0 | 0 |
| 1964 | 0 | 0 | 2,725 | 0 | 0 | 0 | 0 | 0 | 0 | 2,725 |
| 1965 | 0 | 0 | 6,029 | 64,284 | 9,284 | 0 | 0 | 0 | 0 | 79,598 |
| 1966 | 0 | 0 | 12,039 | 120,256 | 17,073 | 0 | 0 | 0 | 0 | 149,368 |
| 1967 | 0 | 0 | 26,257 | 233,262 | 34,350 | 0 | 0 | 0 | 0 | 293,869 |
| 1968 | 82,534 | 2,008 | 48,950 | 335,771 | 48,966 | 448,068 | 9,407 | 5,032 | 69,648 | 1,050,384 |
| 1969 | 82,679 | 6,024 | 57,418 | 392,005 | 52,536 | 920,188 | 10,158 | 5,470 | 263,526 | 1,790,003 |
| 1970 | 90,615 | 6,024 | 59,224 | 423,404 | 53,922 | 1,119,224 | 10,446 | 5,689 | 195,015 | 1,963,563 |
| 1971 | 103,312 | 6,024 | 60,329 | 444,522 | 54,712 | 1,486,523 | 10,612 | 6,126 | 207,523 | 2,379,683 |
| 1972 | 115,433 | 6,024 | 60,945 | 454,227 | 55,075 | 2,225,939 | 10,694 | 11,740 | 640,196 | 3,580,272 |
| 1973 | 126,976 | 6,024 | 61,370 | 458,449 | 55,248 | 2,567,283 | 10,736 | 6,783 | 247,618 | 3,540,487 |
| 1974 | 192,715 | 6,024 | 61,890 | 460,485 | 55,349 | 2,874,976 | 10,770 | 7,594 | 411,005 | 4,080,807 |
| 1975 | 234,069 | 6,024 | 62,452 | 462,798 | 55,490 | 3,443,430 | 10,812 | 7,824 | 490,426 | 4,773,325 |
| 1976 | 178,465 | 6,024 | 62,720 | 464,655 | 55,679 | 3,711,990 | 10,853 | 8,837 | 350,840 | 4,850,062 |
| 1977 | 175,458 | 6,024 | 63,362 | 467,359 | 55,965 | 4,067,271 | 10,914 | 8,095 | 335,449 | 5,189,897 |
| 1978 | 187,578 | 0 | 65,796 | 469,216 | 56,156 | 4,521,117 | 11,019 | 8,533 | 359,897 | 5,679,313 |
| 1979 | 222,462 | 6,024 | 66,111 | 471,978 | 56,491 | 4,964,385 | 11,086 | 8,752 | 405,046 | 6,212,335 |
| 1980 | 236,637 | 6,024 | 66,399 | 474,721 | 56,828 | 5,417,262 | 11,157 | 12,471 | 407,656 | 6,689,155 |
| 1981 | 236,637 | 6,024 | 67,986 | 491,115 | 58,770 | 5,928,789 | 11,565 | 9,408 | 432,104 | 7,242,398 |
| 1982 | 236,637 | 6,024 | 67,996 | 488,835 | 58,707 | 6,400,910 | 11,552 | 9,846 | 455,983 | 7,736,491 |
| 1983 | 247,603 | 6,024 | 68,332 | 493,076 | 59,377 | 6,938,403 | 11,685 | 8,248 | 54,286 | 7,887,035 |
| 1984 | 260,301 | 6,024 | 68,950 | 498,702 | 60,083 | 7,282,593 | 11,834 | 10,502 | 355,980 | 8,554,969 |
| 1985 | 272,421 | 6,024 | 69,678 | 506,586 | 61,243 | 7,754,700 | 12,069 | 10,721 | 258,972 | 8,952,415 |
| 1986 | 284,542 | 6,024 | 69,966 | 508,983 | 61,587 | 7,879,550 | 12,141 | 11,158 | 552,638 | 9,386,589 |
| 1987 | 296,662 | 6,024 | 70,471 | 512,652 | 62,116 | 8,699,887 | 12,251 | 11,377 | 576,517 | 10,247,957 |
| 1988 | 308,783 | 6,024 | 70,832 | 515,513 | 62,526 | 9,145,079 | 12,334 | 11,815 | 600,397 | 10,733,302 |
| 1989 | 320,903 | 6,024 | 71,717 | 519,169 | 63,150 | 9,466,222 | 12,501 | 12,252 | 624,845 | 11,096,783 |
| 1990 | 166,512 | 6,024 | 73,153 | 537,527 | 65,389 | 9,799,882 | 12,936 | 12,471 | 673,741 | 11,347,636 |
| 1991 | 308,269 | 6,024 | 75,796 | 566,573 | 69,966 | 9,799,882 | 13,762 | 12,471 | 673,741 | 11,526,485 |
| 1992 | 333,024 | 6,024 | 78,990 | 597,260 | 74,817 | 9,799,882 | 14,756 | 12,471 | 673,741 | 11,590,965 |
| 1993 | 333,024 | 6,024 | 80,482 | 610,123 | 76,657 | 9,799,882 | 15,124 | 12,471 | 673,741 | 11,607,528 |
| 1994 | 333,024 | 6,024 | 82,105 | 619,494 | 77,936 | 9,799,882 | 15,397 | 12,471 | 673,741 | 11,620,074 |
| 1995 | 333,024 | 6,024 | 83,398 | 626,231 | 78,890 | 9,799,882 | 15,608 | 12,471 | 673,741 | 11,629,269 |
| 1996 | 308,033 | 6,024 | 87,367 | 635,384 | 80,221 | 9,463,127 | 15,961 | 12,471 | 673,741 | 11,282,330 |
| 1997 | 308,033 | 6,024 | 90,231 | 639,177 | 80,707 | 9,394,272 | 16,133 | 12,471 | 673,741 | 11,220,788 |
| 1998 | 308,032 | 6,024 | 92,940 | 652,602 | 82,732 | 9,142,121 | 16,588 | 12,471 | 673,741 | 10,987,252 |
| 1999 | 308,032 | 6,024 | 94,237 | 659,509 | 83,778 | 9,142,121 | 16,823 | 12,471 | 673,741 | 10,996,737 |
| 2000 | 308,032 | 6,024 | 95,750 | 667,629 | 85,008 | 8,493,531 | 17,096 | 12,471 | 673,741 | 10,359,283 |
| 2001 | 308,032 | 6,024 | 96,315 | 670,255 | 85,354 | 8,354,688 | 17,172 | 12,471 | 673,741 | 10,224,051 |
| 2002 | 331,404 | 6,024 | 96,772 | 672,352 | 85,648 | 8,354,688 | 17,237 | 12,471 | 632,792 | 10,209,387 |
| 2003 | 331,404 | 6,024 | 97,882 | 681,983 | 87,121 | 8,354,688 | 17,536 | 12,471 | 630,456 | 10,219,565 |
| 2004 | 331,404 | 6,024 | 98,185 | 684,250 | 87,449 | 8,341,997 | 46,799 | 12,471 | 543,448 | 10,152,027 |
| 2005 | 331,404 | 6,024 | 98,434 | 686,336 | 87,746 | 8,341,997 | 46,862 | 12,471 | 543,448 | 10,154,721 |
| 2006 | 331,404 | 6,024 | 99,039 | 692,288 | 88,653 | 8,341,997 | 48,827 | 12,471 | 541,668 | 10,162,371 |
| 2007 | 331,404 | 6,024 | 99,161 | 694,170 | 88,828 | 8,341,997 | 48,863 | 12,471 | 541,668 | 10,164,586 |
| 2008 | 331,404 | 6,024 | 99,425 | 696,491 | 89,095 | 8,341,997 | 48,918 | 12,471 | 541,668 | 10,167,493 |
| 2009 | 331,404 | 6,024 | 100,163 | 703,240 | 90,159 | 8,341,997 | 49,136 | 12,471 | 541,668 | 10,176,262 |
| 2010 | 291,003 | 6,024 | 100,376 | 706,426 | 90,427 | 8,158,759 | 49,190 | 12,471 | 500,792 | 9,915,469 |
| 2011 | 291,003 | 6,024 | 102,805 | 710,984 | 90,907 | 8,158,759 | 49,363 | 12,471 | 500,792 | 9,923,108 |
| 2012 | 291,003 | 6,024 | 106,293 | 715,917 | 91,573 | 8,158,759 | 49,606 | 12,471 | 500,792 | 9,932,438 |
| 2013 | 291,003 | 6,024 | 107,943 | 722,275 | 92,412 | 8,158,759 | 49,800 | 12,471 | 500,792 | 9,941,478 |
| 2014 | 279,500 | 6,024 | 110,313 | 750,222 | 96,289 | 8,158,759 | 50,601 | 12,471 | 492,319 | 9,956,497 |
| 2015 | 262,186 | 6,024 | 114,147 | 713,262 | 90,995 | 8,158,759 | 51,541 | 12,471 | 492,319 | 9,901,704 |
| 2016 | 262,186 | 6,024 | 112,784 | 676,928 | 85,839 | 8,158,759 | 52,154 | 12,471 | 492,319 | 9,859,464 |
| 2017 | 262,186 | 6,024 | 105,198 | 604,508 | 71,952 | 8,158,759 | 52,969 | 12,471 | 492,319 | 9,766,386 |
| 2018 | 262,186 | 6,024 | 91,598 | 537,844 | 62,674 | 8,158,759 | 44,833 | 12,471 | 492,319 | 9,668,708 |
| 2019 | 262,186 | 6,024 | 96,650 | 532,602 | 66,821 | 8,158,759 | 45,937 | 12,471 | 492,319 | 9,673,768 |
| **2020** | **264,091** | **6,024** | **121,532** | **577,698** | **76,107** | **8,553,853** | **48,061** | **12,471** | **492,319** | **10,152,156** |
| 2021 | 264,091 | 6,024 | 137,781 | 640,344 | 87,311 | 8,553,853 | 50,538 | 12,471 | 492,319 | 10,244,732 |
| 2022 | 264,091 | 6,024 | 169,879 | 796,072 | 108,995 | 8,553,853 | 55,134 | 12,471 | 492,319 | 10,458,838 |
| 2023 | 264,091 | 6,024 | 169,454 | 791,850 | 108,821 | 8,553,853 | 55,091 | 12,471 | 492,319 | 10,453,975 |
| 2024 | 264,091 | 6,024 | 168,934 | 789,814 | 108,721 | 8,553,853 | 55,058 | 12,471 | 492,319 | 10,451,285 |
| 2025 | 264,091 | 6,024 | 168,372 | 787,501 | 108,580 | 8,553,853 | 55,016 | 12,471 | 492,319 | 10,448,226 |
| 2026 | 264,091 | 6,024 | 168,104 | 785,644 | 108,391 | 8,553,853 | 54,975 | 12,471 | 492,319 | 10,445,872 |
| 2027 | 264,091 | 6,024 | 167,462 | 782,940 | 108,104 | 8,553,853 | 54,913 | 12,471 | 492,319 | 10,442,178 |
| 2028 | 264,091 | 6,024 | 165,028 | 781,082 | 107,913 | 8,553,853 | 54,808 | 12,471 | 492,319 | 10,437,590 |
| 2029 | 264,091 | 6,024 | 164,713 | 778,321 | 107,578 | 8,553,853 | 54,742 | 12,471 | 492,319 | 10,434,112 |
| 2030 | 264,091 | 6,024 | 164,425 | 775,578 | 107,242 | 8,553,853 | 54,671 | 12,471 | 492,319 | 10,430,673 |
| 2031 | 264,091 | 6,024 | 162,838 | 759,184 | 105,300 | 8,553,853 | 54,262 | 12,471 | 492,319 | 10,410,342 |
| 2032 | 264,091 | 6,024 | 162,828 | 761,464 | 105,362 | 8,553,853 | 54,276 | 12,471 | 492,319 | 10,412,687 |
| 2033 | 264,091 | 6,024 | 162,491 | 757,223 | 104,693 | 8,553,853 | 54,143 | 12,471 | 492,319 | 10,407,307 |
| 2034 | 264,091 | 6,024 | 161,874 | 751,596 | 103,986 | 8,553,853 | 53,994 | 12,471 | 492,319 | 10,400,209 |
| 2035 | 264,091 | 6,024 | 161,145 | 743,713 | 102,827 | 8,553,853 | 53,758 | 12,471 | 492,319 | 10,390,201 |
| **TOTAL** | **17,779,623** | **399,592** | **6,914,735** | **42,455,891** | **5,466,657** | **505,263,537** | **2,117,563** | **771,939** | **33,731,461** | **614,900,999** |

[a] Unadjusted for prior overpayments or underpayments of charges.
[b] Determined at the current Project Interest Rate of 4.610 percent per annum.
[c] Reflects the transfers of permanent aqueduct capacity among contractors.
[d] Charges under Amendment 18 of the water supply contract with Kern County Water Agency.

## TABLE B-15 Capital Cost Component of Transportation Charge for Each Contractor (in dollars)[a,b,c]

Sheet 3 of 4

| Calendar Year | SOUTHERN CALIFORNIA AREA | | | | | | | | | |
|---|---|---|---|---|---|---|---|---|---|---|
| | AVEK | Coachella | Crestline | Desert | Littlerock | Mojave | Palmdale | San Bernardino | San Gabriel | San Gorgonio |
| | [21] | [22] | [23] | [24] | [25] | [26] | [27] | [28] | [29] | [30] |
| 1961 | 0 | 0 | 0 | 0 | 0 | 0 | 0 | 0 | 0 | 0 |
| 1962 | 0 | 0 | 0 | 0 | 0 | 0 | 0 | 0 | 0 | 0 |
| 1963 | 34,411 | 0 | 0 | 726 | 0 | 0 | 0 | 51,729 | 0 | 0 |
| 1964 | 64,494 | 19,542 | 4,370 | 38,211 | 1,143 | 31,079 | 8,205 | 82,811 | 34,987 | 21,735 |
| 1965 | 121,484 | 34,348 | 7,194 | 42,701 | 2,082 | 55,096 | 15,222 | 135,069 | 35,344 | 21,866 |
| 1966 | 221,012 | 62,476 | 12,478 | 76,886 | 3,753 | 99,564 | 27,679 | 232,502 | 61,465 | 37,964 |
| 1967 | 427,622 | 121,269 | 23,472 | 148,839 | 7,284 | 193,330 | 54,023 | 433,350 | 115,574 | 71,283 |
| 1968 | 689,327 | 206,952 | 38,551 | 245,877 | 11,781 | 322,011 | 87,293 | 729,849 | 194,527 | 120,094 |
| 1969 | 1,003,797 | 318,583 | 57,301 | 368,426 | 17,249 | 485,280 | 127,219 | 1,136,415 | 302,649 | 187,059 |
| 1970 | 1,312,832 | 451,031 | 84,796 | 520,243 | 23,427 | 675,801 | 171,297 | 1,691,461 | 443,708 | 275,010 |
| 1971 | 1,581,850 | 595,102 | 120,210 | 700,914 | 28,845 | 894,822 | 208,821 | 2,394,083 | 619,778 | 385,025 |
| 1972 | 1,720,363 | 671,098 | 137,454 | 795,465 | 31,306 | 1,014,863 | 226,497 | 2,808,504 | 720,983 | 448,055 |
| 1973 | 1,772,377 | 696,065 | 142,143 | 825,044 | 32,281 | 1,054,311 | 233,340 | 2,945,564 | 756,530 | 470,185 |
| 1974 | 1,791,355 | 707,278 | 146,331 | 839,031 | 32,602 | 1,069,167 | 235,688 | 3,035,230 | 777,084 | 483,259 |
| 1975 | 1,815,881 | 724,295 | 150,105 | 861,611 | 33,017 | 1,099,601 | 238,700 | 3,117,604 | 798,777 | 496,722 |
| 1976 | 1,829,760 | 736,112 | 152,796 | 878,290 | 33,269 | 1,121,547 | 240,431 | 3,195,714 | 819,552 | 509,650 |
| 1977 | 1,842,615 | 744,718 | 154,692 | 890,124 | 33,485 | 1,137,831 | 242,010 | 3,244,723 | 832,585 | 517,741 |
| 1978 | 1,853,320 | 750,463 | 156,009 | 898,031 | 33,676 | 1,149,382 | 243,377 | 3,274,845 | 840,506 | 522,656 |
| 1979 | 1,869,355 | 756,140 | 157,141 | 904,987 | 33,943 | 1,159,884 | 245,346 | 3,296,693 | 846,199 | 526,178 |
| 1980 | 1,888,324 | 762,012 | 158,251 | 912,220 | 34,247 | 1,170,906 | 247,607 | 3,317,247 | 851,720 | 529,583 |
| 1981 | 1,987,339 | 796,384 | 164,015 | 950,529 | 35,899 | 1,223,376 | 259,877 | 3,421,183 | 879,634 | 546,787 |
| 1982 | 1,978,809 | 789,720 | 163,563 | 945,667 | 35,768 | 1,217,645 | 258,879 | 3,413,856 | 877,416 | 545,445 |
| 1983 | 2,061,590 | 809,319 | 167,582 | 971,692 | 37,104 | 1,253,103 | 268,895 | 3,486,248 | 897,190 | 557,607 |
| 1984 | 2,171,231 | 834,564 | 173,473 | 1,006,034 | 38,871 | 1,294,093 | 282,134 | 3,594,542 | 926,815 | 575,830 |
| 1985 | 2,251,676 | 851,720 | 177,807 | 1,031,452 | 40,260 | 1,327,705 | 291,738 | 3,673,311 | 948,379 | 589,089 |
| 1986 | 2,299,323 | 863,875 | 180,992 | 1,049,921 | 40,927 | 1,361,217 | 297,214 | 3,730,198 | 963,927 | 598,648 |
| 1987 | 2,344,046 | 876,261 | 183,970 | 1,068,826 | 41,390 | 1,377,991 | 301,992 | 3,783,895 | 978,588 | 607,664 |
| 1988 | 2,362,143 | 885,509 | 186,235 | 1,083,080 | 41,677 | 1,397,491 | 304,089 | 3,824,257 | 989,568 | 614,418 |
| 1989 | 2,376,030 | 889,631 | 187,412 | 1,088,857 | 41,852 | 1,405,673 | 305,475 | 3,846,509 | 995,456 | 618,059 |
| 1990 | 2,432,706 | 912,986 | 192,472 | 1,118,024 | 42,727 | 1,444,103 | 312,010 | 3,918,238 | 1,014,854 | 629,934 |
| 1991 | 2,469,661 | 932,659 | 197,604 | 1,147,282 | 43,112 | 1,480,538 | 315,536 | 3,997,480 | 1,036,359 | 643,118 |
| 1992 | 2,514,880 | 953,475 | 203,996 | 1,179,589 | 43,744 | 1,520,032 | 320,432 | 4,102,102 | 1,064,912 | 660,626 |
| 1993 | 2,549,874 | 969,784 | 210,989 | 1,203,773 | 44,253 | 1,547,718 | 324,519 | 4,213,571 | 1,095,444 | 679,343 |
| 1994 | 2,585,113 | 983,985 | 220,171 | 1,223,934 | 44,800 | 1,567,859 | 328,488 | 4,420,076 | 1,151,617 | 714,062 |
| 1995 | 2,611,217 | 992,587 | 225,248 | 1,236,069 | 45,193 | 1,580,418 | 331,367 | 4,547,097 | 1,186,123 | 735,431 |
| 1996 | 2,637,094 | 1,001,843 | 229,526 | 1,248,440 | 45,599 | 1,594,141 | 334,344 | 4,654,074 | 1,215,084 | 753,512 |
| 1997 | 2,654,359 | 1,010,118 | 232,003 | 1,258,944 | 45,868 | 1,606,941 | 336,316 | 4,875,746 | 1,268,666 | 812,976 |
| 1998 | 2,679,335 | 1,017,568 | 233,373 | 1,268,786 | 46,279 | 2,132,672 | 339,344 | 5,036,613 | 1,290,750 | 919,464 |
| 1999 | 2,692,811 | 1,022,130 | 235,684 | 1,274,800 | 46,503 | 2,140,101 | 341,005 | 5,243,553 | 1,307,788 | 1,100,324 |
| 2000 | 2,708,447 | 1,028,194 | 237,960 | 1,283,376 | 46,776 | 2,151,003 | 406,117 | 5,508,323 | 1,321,137 | 1,362,827 |
| 2001 | 2,716,761 | 1,032,076 | 239,333 | 1,288,723 | 46,930 | 2,157,953 | 407,321 | 6,110,494 | 1,330,966 | 2,037,076 |
| 2002 | 2,742,188 | 1,035,440 | 240,242 | 1,293,682 | 47,103 | 2,164,463 | 408,595 | 7,170,115 | 1,336,562 | 3,267,979 |
| 2003 | 2,754,126 | 1,038,552 | 241,001 | 1,297,752 | 47,280 | 2,170,224 | 410,030 | 7,716,814 | 1,344,434 | 3,883,914 |
| 2004 | 2,758,862 | 1,098,262 | 241,460 | 1,300,295 | 47,354 | 2,173,781 | 410,649 | 7,957,548 | 1,347,676 | 4,152,164 |
| 2005 | 2,763,974 | 6,718,977 | 241,849 | 2,061,704 | 47,442 | 2,177,406 | 411,365 | 8,084,691 | 1,350,250 | 4,286,386 |
| 2006 | 2,778,646 | 6,787,984 | 242,717 | 2,075,530 | 47,688 | 2,185,333 | 413,412 | 8,145,551 | 1,354,649 | 4,333,741 |
| 2007 | 2,800,444 | 6,917,263 | 244,290 | 2,099,752 | 48,040 | 2,198,620 | 416,609 | 8,271,611 | 1,361,754 | 4,445,041 |
| 2008 | 2,817,583 | 7,042,060 | 245,693 | 2,122,376 | 48,330 | 2,209,477 | 419,124 | 8,407,335 | 1,368,660 | 4,579,551 |
| 2009 | 2,828,079 | 7,133,861 | 249,637 | 2,141,770 | 48,511 | 2,215,654 | 420,531 | 8,625,849 | 1,385,750 | 4,761,640 |
| 2010 | 2,867,984 | 7,525,765 | 253,621 | 2,243,922 | 49,160 | 2,284,004 | 426,388 | 8,941,515 | 1,403,681 | 5,042,526 |
| 2011 | 2,913,591 | 7,700,044 | 257,857 | 2,287,845 | 49,889 | 2,319,963 | 433,007 | 9,309,991 | 1,422,953 | 5,399,634 |
| 2012 | 2,938,784 | 7,847,826 | 261,954 | 2,332,188 | 50,285 | 2,357,913 | 436,518 | 9,845,592 | 1,442,809 | 5,953,698 |
| 2013 | 2,924,511 | 8,035,213 | 268,157 | 2,380,279 | 50,643 | 2,410,647 | 439,271 | 10,642,119 | 1,461,146 | 6,819,613 |
| 2014 | 2,973,962 | 8,353,055 | 270,411 | 2,454,371 | 50,608 | 2,434,019 | 438,775 | 13,111,861 | 1,488,365 | 9,623,224 |
| 2015 | 2,984,293 | 8,507,051 | 272,385 | 2,487,077 | 50,859 | 2,468,717 | 440,429 | 15,365,656 | 1,504,822 | 12,225,190 |
| 2016 | 2,969,005 | 9,025,602 | 272,458 | 2,559,062 | 50,727 | 2,473,154 | 439,589 | 16,622,089 | 1,508,403 | 13,698,450 |
| 2017 | 2,873,009 | 9,954,224 | 267,057 | 2,654,544 | 49,057 | 2,431,455 | 427,347 | 17,990,121 | 1,484,596 | 15,406,486 |
| 2018 | 2,678,180 | 10,203,428 | 255,356 | 2,624,220 | 45,680 | 2,314,403 | 399,187 | 18,239,901 | 1,421,586 | 15,944,273 |
| 2019 | 2,463,091 | 10,165,942 | 242,478 | 2,541,533 | 41,846 | 2,165,143 | 366,473 | 18,236,850 | 1,350,937 | 16,213,621 |
| **2020** | **2,301,524** | **10,205,983** | **227,081** | **2,467,447** | **38,256** | **2,043,595** | **336,027** | **17,980,995** | **1,278,594** | **16,184,312** |
| 2021 | 2,211,841 | 10,280,153 | 203,216 | 2,374,182 | 35,842 | 1,889,282 | 317,394 | 17,542,231 | 1,164,108 | 16,129,875 |
| 2022 | 2,463,002 | 11,119,414 | 208,484 | 2,528,076 | 39,871 | 1,978,282 | 351,095 | 17,601,170 | 1,180,480 | 16,158,396 |
| 2023 | 2,410,989 | 10,415,654 | 203,795 | 2,406,809 | 38,896 | 1,932,885 | 343,058 | 17,464,110 | 1,144,933 | 16,136,266 |
| 2024 | 2,392,011 | 10,299,086 | 199,607 | 2,378,591 | 38,575 | 1,916,349 | 340,247 | 17,374,444 | 1,124,378 | 16,123,192 |
| 2025 | 2,367,484 | 10,183,832 | 195,832 | 2,342,742 | 38,160 | 1,884,579 | 336,671 | 17,292,070 | 1,102,686 | 16,109,729 |
| 2026 | 2,353,606 | 10,079,963 | 193,142 | 2,313,629 | 37,908 | 1,861,862 | 334,652 | 17,213,960 | 1,081,910 | 16,096,801 |
| 2027 | 2,340,750 | 10,003,612 | 191,246 | 2,292,643 | 37,692 | 1,845,423 | 332,840 | 17,164,951 | 1,068,877 | 16,088,710 |
| 2028 | 2,330,045 | 9,966,394 | 189,929 | 2,280,485 | 37,501 | 1,834,563 | 331,323 | 17,134,829 | 1,060,956 | 16,083,795 |
| 2029 | 2,314,011 | 9,934,064 | 188,797 | 2,269,929 | 37,234 | 1,824,177 | 329,110 | 17,112,981 | 1,055,263 | 16,080,273 |
| 2030 | 2,295,042 | 9,907,477 | 187,687 | 2,259,898 | 36,930 | 1,813,277 | 326,596 | 17,092,427 | 1,049,742 | 16,076,868 |
| 2031 | 2,196,027 | 9,768,866 | 181,923 | 2,207,510 | 35,278 | 1,751,281 | 312,434 | 16,988,491 | 1,021,828 | 16,059,664 |
| 2032 | 2,204,556 | 9,781,669 | 182,375 | 2,213,201 | 35,409 | 1,762,510 | 314,066 | 16,995,818 | 1,024,047 | 16,061,006 |
| 2033 | 2,121,775 | 9,700,138 | 178,356 | 2,178,810 | 34,073 | 1,725,099 | 303,401 | 16,923,426 | 1,004,272 | 16,048,844 |
| 2034 | 2,012,134 | 9,587,582 | 172,465 | 2,132,675 | 32,306 | 1,677,021 | 289,412 | 16,815,133 | 974,648 | 16,030,621 |
| 2035 | 1,931,690 | 9,503,656 | 168,131 | 2,098,238 | 30,917 | 1,643,337 | 279,514 | 16,736,363 | 953,084 | 16,017,362 |
| **TOTAL** | **160,001,421** | **313,639,965** | **13,587,392** | **109,578,187** | **2,744,272** | **116,054,147** | **22,254,990** | **602,643,364** | **74,421,479** | **419,449,150** |

[a] Unadjusted for prior overpayments or underpayments of charges.
[b] Determined at the current Project Interest Rate of 4.610 percent per annum.
[c] Reflects the transfers of permanent aqueduct capacity among contractors.

## TABLE B-15 Capital Cost Component of Transportation Charge for Each Contractor (in dollars)[a,b,c]

Sheet 4 of 4

| Calendar Year | SOUTHERN CALIFORNIA AREA (continued) | | | | FEATHER RIVER AREA | | | | South Bay Area Future Contractor | Grand Total |
|---|---|---|---|---|---|---|---|---|---|---|
| | Santa Clarita[e] | Metropolitan | Ventura | Total | Yuba City | Butte | Plumas | Total | | |
| | [31] | [32] | [33] | [34] | [35] | [36] | [37] | [38] | [39] | [40] |
| 1961 | 0 | 0 | 0 | 0 | 0 | 0 | 0 | 0 | 0 | 0 |
| 1962 | 0 | 0 | 0 | 0 | 0 | 0 | 0 | 0 | 0 | 0 |
| 1963 | 0 | 690,812 | 0 | 777,678 | 0 | 0 | 0 | 0 | 0 | 1,396,150 |
| 1964 | 27,447 | 1,260,513 | 9,378 | 1,603,916 | 0 | 0 | 0 | 0 | 0 | 2,544,339 |
| 1965 | 53,007 | 2,180,589 | 17,766 | 2,721,767 | 0 | 0 | 405 | 405 | 0 | 4,285,586 |
| 1966 | 101,264 | 3,900,172 | 33,426 | 4,870,643 | 0 | 0 | 565 | 565 | 0 | 6,800,626 |
| 1967 | 210,814 | 7,693,703 | 68,155 | 9,568,718 | 0 | 0 | 562 | 562 | 0 | 11,968,199 |
| 1968 | 420,944 | 14,345,147 | 133,299 | 17,545,653 | 0 | 0 | 564 | 564 | 0 | 21,198,579 |
| 1969 | 625,972 | 21,857,456 | 202,599 | 26,690,005 | 0 | 0 | 3,191 | 3,191 | 0 | 31,420,155 |
| 1970 | 783,380 | 28,992,595 | 257,859 | 35,683,439 | 0 | 0 | 15,121 | 15,121 | 0 | 40,703,222 |
| 1971 | 951,376 | 37,242,413 | 316,307 | 46,039,546 | 0 | 0 | 15,947 | 15,947 | 0 | 51,503,526 |
| 1972 | 1,062,850 | 44,062,125 | 353,935 | 54,053,498 | 0 | 0 | 17,332 | 17,332 | 0 | 60,733,370 |
| 1973 | 1,078,260 | 46,299,581 | 357,342 | 56,663,021 | 0 | 0 | 17,333 | 17,333 | 0 | 63,344,445 |
| 1974 | 1,125,712 | 48,322,678 | 372,112 | 58,937,527 | 0 | 0 | 17,334 | 17,334 | 0 | 66,171,543 |
| 1975 | 1,141,653 | 49,285,084 | 376,511 | 60,139,561 | 0 | 0 | 17,337 | 17,337 | 0 | 68,089,923 |
| 1976 | 1,154,981 | 50,137,295 | 380,788 | 61,190,183 | 0 | 0 | 17,338 | 17,338 | 0 | 69,234,757 |
| 1977 | 1,169,003 | 50,827,166 | 385,097 | 62,021,791 | 0 | 0 | 17,340 | 17,340 | 0 | 70,431,933 |
| 1978 | 1,189,229 | 51,426,581 | 390,742 | 62,728,817 | 0 | 0 | 17,342 | 17,342 | 0 | 71,667,571 |
| 1979 | 1,214,452 | 52,230,344 | 399,649 | 63,640,310 | 0 | 0 | 17,344 | 17,344 | 0 | 73,143,840 |
| 1980 | 1,263,580 | 53,637,412 | 417,136 | 65,190,244 | 0 | 0 | 17,345 | 17,345 | 0 | 75,214,133 |
| 1981 | 1,355,570 | 56,667,437 | 449,812 | 68,737,842 | 0 | 0 | 17,346 | 17,346 | 0 | 79,409,011 |
| 1982 | 1,388,038 | 57,465,063 | 461,234 | 69,541,102 | 0 | 0 | 17,348 | 17,348 | 0 | 80,723,204 |
| 1983 | 1,433,485 | 59,037,472 | 477,333 | 71,458,621 | 0 | 0 | 17,348 | 17,348 | 0 | 82,864,190 |
| 1984 | 1,461,017 | 60,313,580 | 486,863 | 73,159,045 | 0 | 0 | 17,349 | 17,349 | 0 | 85,411,650 |
| 1985 | 1,477,442 | 61,144,629 | 492,117 | 74,297,324 | 0 | 0 | 17,351 | 17,351 | 0 | 87,261,961 |
| 1986 | 1,486,878 | 61,666,346 | 494,977 | 75,034,444 | 0 | 0 | 17,352 | 17,352 | 0 | 89,136,010 |
| 1987 | 1,493,622 | 62,094,710 | 496,758 | 75,649,713 | 0 | 0 | 17,354 | 17,354 | 0 | 92,047,357 |
| 1988 | 1,500,344 | 62,452,912 | 498,619 | 76,140,344 | 0 | 0 | 17,355 | 17,355 | 0 | 94,172,893 |
| 1989 | 1,510,293 | 62,796,236 | 501,579 | 76,563,063 | 0 | 0 | 17,358 | 17,358 | 0 | 95,419,062 |
| 1990 | 1,533,901 | 63,762,459 | 509,566 | 77,823,980 | 0 | 0 | 17,360 | 17,360 | 0 | 97,173,805 |
| 1991 | 1,553,548 | 64,677,355 | 516,147 | 79,010,399 | 0 | 0 | 17,364 | 17,364 | 0 | 98,760,510 |
| 1992 | 1,574,794 | 65,776,353 | 523,154 | 80,438,089 | 0 | 0 | 17,367 | 17,367 | 0 | 100,493,949 |
| 1993 | 1,593,801 | 66,905,041 | 529,383 | 81,867,494 | 0 | 0 | 17,369 | 17,369 | 0 | 102,198,719 |
| 1994 | 1,611,623 | 68,486,622 | 535,055 | 83,873,405 | 0 | 0 | 17,370 | 17,370 | 0 | 104,972,560 |
| 1995 | 1,620,583 | 69,373,540 | 537,812 | 85,022,684 | 0 | 0 | 17,371 | 17,371 | 0 | 108,900,476 |
| 1996 | 1,636,591 | 70,251,056 | 541,753 | 86,143,057 | 0 | 0 | 17,371 | 17,371 | 0 | 118,847,225 |
| 1997 | 1,647,978 | 71,530,953 | 544,467 | 87,825,335 | 0 | 0 | 17,371 | 17,371 | 0 | 129,114,189 |
| 1998 | 1,661,865 | 72,283,436 | 548,490 | 89,457,976 | 0 | 0 | 0 | 0 | 0 | 132,824,822 |
| 1999 | 1,673,250 | 72,917,423 | 552,184 | 90,547,556 | 0 | 0 | 0 | 0 | 0 | 134,576,235 |
| 2000 | 2,827,207 | 73,432,162 | 555,279 | 92,868,808 | 0 | 0 | 0 | 0 | 0 | 137,046,762 |
| 2001 | 2,833,148 | 73,741,965 | 556,658 | 94,499,404 | 0 | 0 | 0 | 0 | 0 | 139,467,034 |
| 2002 | 2,836,441 | 73,915,736 | 557,417 | 97,015,964 | 0 | 0 | 0 | 0 | 0 | 142,141,543 |
| 2003 | 2,844,956 | 74,256,539 | 559,749 | 98,565,372 | 0 | 0 | 17,375 | 17,375 | 0 | 144,238,966 |
| 2004 | 2,848,179 | 74,601,782 | 560,566 | 99,498,580 | 0 | 0 | 17,375 | 17,375 | 0 | 145,590,133 |
| 2005 | 2,852,108 | 68,499,909 | 561,532 | 100,057,592 | 0 | 0 | 17,375 | 17,375 | 0 | 146,468,570 |
| 2006 | 2,862,860 | 68,876,841 | 564,172 | 100,669,125 | 0 | 0 | 17,375 | 17,375 | 0 | 147,231,547 |
| 2007 | 2,888,471 | 69,605,880 | 569,809 | 101,867,584 | 0 | 0 | 17,376 | 17,376 | 0 | 148,601,235 |
| 2008 | 2,907,130 | 70,216,830 | 573,969 | 102,958,118 | 0 | 0 | 17,376 | 17,376 | 0 | 150,163,467 |
| 2009 | 2,922,953 | 70,888,202 | 577,886 | 104,200,324 | 0 | 0 | 17,376 | 17,376 | 0 | 152,432,506 |
| 2010 | 2,959,338 | 72,113,606 | 585,961 | 106,697,471 | 0 | 0 | 17,376 | 17,376 | 0 | 155,653,509 |
| 2011 | 2,995,611 | 73,157,328 | 593,207 | 108,840,921 | 0 | 0 | 17,376 | 17,376 | 0 | 159,367,557 |
| 2012 | 3,017,002 | 73,889,550 | 597,040 | 110,971,157 | 0 | 0 | 17,376 | 17,376 | 0 | 162,906,624 |
| 2013 | 3,030,492 | 74,246,181 | 600,058 | 113,308,329 | 0 | 0 | 17,376 | 17,376 | 0 | 165,659,681 |
| 2014 | 3,028,900 | 75,382,413 | 598,708 | 120,208,671 | 0 | 0 | 17,376 | 17,376 | 0 | 172,970,429 |
| 2015 | 3,040,161 | 75,925,119 | 599,721 | 125,871,480 | 0 | 0 | 16,972 | 16,972 | 0 | 178,228,352 |
| 2016 | 3,038,554 | 76,766,861 | 596,567 | 130,020,523 | 0 | 0 | 16,812 | 16,812 | 0 | 182,441,075 |
| 2017 | 2,969,479 | 77,000,665 | 579,002 | 134,087,041 | 0 | 0 | 16,814 | 16,814 | 0 | 186,299,169 |
| 2018 | 2,737,192 | 72,878,178 | 526,473 | 130,268,058 | 0 | 0 | 16,812 | 16,812 | 0 | 182,074,163 |
| 2019 | 2,525,853 | 68,337,787 | 476,012 | 125,127,567 | 0 | 0 | 14,185 | 14,185 | 0 | 176,932,460 |
| **2020** | **2,441,642** | **65,995,221** | **451,921** | **121,952,597** | **0** | **0** | **2,256** | **2,256** | **0** | **174,644,838** |
| 2021 | 2,383,504 | 64,355,653 | 440,020 | 119,327,300 | 0 | 0 | 1,429 | 1,429 | 0 | 173,004,424 |
| 2022 | 2,599,108 | 70,769,883 | 494,033 | 127,491,293 | 0 | 0 | 44 | 44 | 0 | 183,024,923 |
| 2023 | 2,591,383 | 69,302,909 | 490,627 | 124,882,313 | 0 | 0 | 43 | 43 | 0 | 180,367,677 |
| 2024 | 2,532,510 | 67,399,397 | 475,856 | 122,594,243 | 0 | 0 | 42 | 42 | 0 | 178,064,397 |
| 2025 | 2,514,646 | 66,548,497 | 471,458 | 121,388,385 | 0 | 0 | 40 | 40 | 0 | 176,830,662 |
| 2026 | 2,496,397 | 65,800,772 | 467,181 | 120,331,784 | 0 | 0 | 39 | 39 | 0 | 175,753,545 |
| 2027 | 2,477,886 | 65,187,797 | 462,871 | 119,495,299 | 0 | 0 | 36 | 36 | 0 | 174,887,282 |
| 2028 | 2,450,050 | 64,624,107 | 457,226 | 118,781,203 | 0 | 0 | 35 | 35 | 0 | 174,129,074 |
| 2029 | 2,411,737 | 63,850,596 | 448,320 | 117,856,492 | 0 | 0 | 33 | 33 | 0 | 173,168,732 |
| 2030 | 2,334,523 | 62,467,041 | 430,832 | 116,278,342 | 0 | 0 | 32 | 32 | 0 | 171,541,457 |
| 2031 | 2,191,470 | 59,555,335 | 398,156 | 112,668,263 | 0 | 0 | 30 | 30 | 0 | 167,814,017 |
| 2032 | 2,139,965 | 58,750,742 | 386,735 | 111,852,098 | 0 | 0 | 29 | 29 | 0 | 166,980,553 |
| 2033 | 2,067,414 | 57,248,629 | 370,635 | 109,904,873 | 0 | 0 | 28 | 28 | 0 | 164,948,204 |
| 2034 | 2,025,177 | 56,071,627 | 361,105 | 108,181,904 | 0 | 0 | 27 | 27 | 0 | 163,026,462 |
| 2035 | 2,003,456 | 55,316,366 | 355,851 | 107,037,965 | 0 | 0 | 26 | 26 | 0 | 161,533,642 |
| **TOTAL** | **138,415,452** | **4,264,972,397** | **32,522,021** | **6,270,284,237** | **0** | **0** | **781,778** | **781,778** | **0** | **8,639,794,396** |

[a] Unadjusted for prior overpayments or underpayments of charges.

[b] Determined at the current Project Interest Rate of 4.610 percent per annum.

[c] Reflects the transfers of permanent aqueduct capacity among contractors.

[e] Castaic Lake Water Agency's SWP Water Supply Contract was transferred to Santa Clarita Valley Water Agency effective November 2, 2018.

## TABLE B-16A Minimum OMP&R Component of Transportation Charge for Each Contractor (in dollars)

Sheet 1 of 4

| | NORTH BAY AREA | | | SOUTH BAY AREA | | | | CENTRAL COASTAL AREA | | |
|---|---|---|---|---|---|---|---|---|---|---|
| Calendar Year | Napa | Solano | Total | Alameda-Zone 7 | Alameda County | Santa Clara | Total | San Luis Obispo | Santa Barbara | Total |
| | [1] | [2] | [3] | [4] | [5] | [6] | [7] | [8] | [9] | [10] |
| 1961 | 0 | 0 | 0 | 0 | 0 | 0 | 0 | 0 | 0 | 0 |
| 1962 | 0 | 0 | 0 | 9,699 | 8,868 | 21,132 | 39,699 | 0 | 0 | 0 |
| 1963 | 0 | 0 | 0 | 38,048 | 34,788 | 82,896 | 155,732 | 0 | 0 | 0 |
| 1964 | 0 | 0 | 0 | 41,148 | 38,323 | 91,320 | 170,791 | 0 | 0 | 0 |
| 1965 | 0 | 0 | 0 | 78,529 | 75,616 | 195,793 | 349,937 | 0 | 0 | 0 |
| 1966 | 0 | 0 | 0 | 79,753 | 78,779 | 218,543 | 377,076 | 0 | 0 | 0 |
| 1967 | 0 | 0 | 0 | 127,896 | 123,667 | 335,224 | 586,787 | 0 | 0 | 0 |
| 1968 | 130 | 0 | 130 | 126,058 | 120,563 | 333,506 | 580,128 | 11,800 | 21,770 | 33,571 |
| 1969 | 80,875 | 0 | 80,875 | 145,411 | 138,050 | 372,585 | 656,046 | 63,113 | 116,435 | 179,548 |
| 1970 | 94,872 | 0 | 94,872 | 128,993 | 120,245 | 320,664 | 569,902 | 74,187 | 136,867 | 211,054 |
| 1971 | 45,579 | 0 | 45,579 | 113,071 | 108,346 | 296,004 | 517,421 | 74,011 | 136,541 | 210,552 |
| 1972 | 37,895 | 0 | 37,895 | 122,407 | 117,483 | 334,366 | 574,256 | 79,196 | 146,107 | 225,303 |
| 1973 | 32,993 | 0 | 32,993 | 122,738 | 116,785 | 325,726 | 565,250 | 75,714 | 139,683 | 215,398 |
| 1974 | 46,498 | 0 | 46,498 | 154,435 | 146,929 | 403,080 | 704,444 | 76,530 | 141,189 | 217,719 |
| 1975 | 37,707 | 0 | 37,707 | 189,175 | 182,087 | 513,823 | 885,086 | 92,605 | 170,845 | 263,450 |
| 1976 | 60,786 | 0 | 60,786 | 203,064 | 193,435 | 524,813 | 921,312 | 94,935 | 175,144 | 270,079 |
| 1977 | 78,400 | 0 | 78,400 | 179,869 | 169,065 | 500,101 | 849,035 | 102,945 | 189,922 | 292,867 |
| 1978 | 56,318 | 0 | 56,318 | 239,301 | 228,855 | 647,828 | 1,115,984 | 104,060 | 191,978 | 296,038 |
| 1979 | 73,852 | 0 | 73,852 | 236,986 | 232,105 | 666,742 | 1,135,833 | 100,748 | 185,868 | 286,617 |
| 1980 | 81,769 | 0 | 81,769 | 389,575 | 372,185 | 1,010,830 | 1,772,591 | 126,328 | 233,105 | 359,433 |
| 1981 | 101,340 | 0 | 101,340 | 317,408 | 302,272 | 834,257 | 1,453,937 | 140,208 | 258,712 | 398,920 |
| 1982 | 191,987 | 0 | 191,987 | 386,742 | 369,633 | 1,098,844 | 1,855,219 | 142,045 | 262,101 | 404,146 |
| 1983 | 80,215 | 0 | 80,215 | 438,536 | 428,973 | 1,269,373 | 2,136,882 | 171,001 | 315,523 | 486,524 |
| 1984 | 106,485 | 0 | 106,485 | 591,243 | 565,721 | 1,817,629 | 2,974,593 | 201,768 | 372,284 | 574,052 |
| 1985 | 215,341 | 0 | 215,341 | 674,975 | 655,490 | 1,840,211 | 3,170,677 | 242,935 | 448,233 | 691,167 |
| 1986 | 203,704 | 0 | 203,704 | 613,273 | 583,077 | 1,784,056 | 2,980,407 | 233,000 | 429,904 | 662,905 |
| 1987 | 295,505 | 0 | 295,505 | 687,629 | 652,468 | 2,000,817 | 3,340,914 | 230,484 | 463,838 | 694,322 |
| 1988 | 312,677 | (58) | 312,619 | 676,847 | 655,274 | 1,910,092 | 3,242,213 | 258,807 | 561,030 | 819,837 |
| 1989 | 403,330 | 688,185 | 1,091,515 | 716,831 | 712,354 | 1,897,149 | 3,326,335 | 244,772 | 668,476 | 913,248 |
| 1990 | 658,942 | 674,944 | 1,333,886 | 782,589 | 780,305 | 2,129,966 | 3,692,860 | 310,222 | 677,025 | 987,247 |
| 1991 | 726,717 | 860,903 | 1,587,620 | 543,178 | 524,741 | 1,520,569 | 2,588,488 | 302,369 | 673,858 | 976,227 |
| 1992 | 483,580 | 712,313 | 1,195,893 | 796,058 | 855,050 | 2,253,496 | 3,904,605 | 346,220 | 736,477 | 1,082,698 |
| 1993 | 524,000 | 708,129 | 1,232,129 | 1,280,736 | 1,261,431 | 3,338,742 | 5,880,908 | 386,060 | 734,138 | 1,120,197 |
| 1994 | 573,814 | 658,274 | 1,232,087 | 1,368,665 | 1,312,746 | 3,560,310 | 6,241,720 | 481,022 | 888,287 | 1,369,309 |
| 1995 | 539,407 | 660,770 | 1,200,177 | 1,232,272 | 1,187,201 | 3,216,470 | 5,635,943 | 477,929 | 881,323 | 1,359,251 |
| 1996 | 604,992 | 1,011,298 | 1,616,291 | 1,185,220 | 1,124,968 | 3,007,330 | 5,317,518 | 649,161 | 1,197,179 | 1,846,340 |
| 1997 | 563,579 | 741,881 | 1,305,460 | 1,029,670 | 968,999 | 2,667,649 | 4,666,319 | 406,652 | 749,805 | 1,156,456 |
| 1998 | 461,844 | 661,193 | 1,123,037 | 1,064,729 | 1,174,897 | 3,502,733 | 5,742,360 | 810,087 | 3,051,492 | 3,861,579 |
| 1999 | 613,368 | 1,006,577 | 1,619,945 | 1,243,942 | 1,285,417 | 5,135,770 | 7,665,129 | 795,894 | 3,101,531 | 3,897,425 |
| 2000 | 775,919 | 1,493,379 | 2,269,298 | 2,174,141 | 1,295,595 | 3,754,193 | 7,223,929 | 699,789 | 3,084,077 | 3,783,866 |
| 2001 | 651,209 | 1,444,040 | 2,095,249 | 4,194,363 | 1,038,206 | 3,544,596 | 8,777,165 | 723,649 | 2,906,725 | 3,630,374 |
| 2002 | 1,096,940 | 1,871,456 | 2,968,396 | 8,256,339 | 1,356,061 | 6,055,048 | 15,667,449 | 754,997 | 3,285,166 | 4,040,163 |
| 2003 | 1,168,611 | 2,247,438 | 3,416,049 | 4,901,790 | 1,057,275 | 3,547,976 | 9,507,041 | 803,484 | 3,440,305 | 4,243,789 |
| 2004 | 1,618,197 | 2,345,860 | 3,964,058 | 2,574,388 | 1,276,799 | 3,528,163 | 7,379,350 | 799,132 | 3,354,306 | 4,153,438 |
| 2005 | 916,728 | 1,796,605 | 2,713,333 | 2,391,493 | 1,129,780 | 2,947,359 | 6,468,631 | 848,861 | 3,682,079 | 4,530,940 |
| 2006 | 817,736 | 1,387,085 | 2,204,821 | 2,485,436 | 1,206,355 | 3,274,616 | 6,966,407 | 747,607 | 3,625,320 | 4,372,927 |
| 2007 | 775,581 | 1,515,649 | 2,291,230 | 3,227,830 | 1,570,041 | 4,009,703 | 8,807,574 | 828,292 | 3,592,135 | 4,420,427 |
| 2008 | 1,053,601 | 1,426,052 | 2,479,653 | 3,633,841 | 1,769,386 | 4,491,428 | 9,894,655 | 1,250,946 | 5,331,245 | 6,582,191 |
| 2009 | 1,122,119 | 1,795,003 | 2,917,122 | 3,283,903 | 1,489,956 | 4,215,131 | 8,988,991 | 1,090,335 | 4,541,913 | 5,632,249 |
| 2010 | 1,192,985 | 3,194,425 | 4,387,410 | 3,137,663 | 1,538,620 | 4,237,360 | 8,913,644 | 1,404,722 | 6,199,918 | 7,604,641 |
| 2011 | 1,571,362 | 3,660,619 | 5,231,981 | 3,520,622 | 1,698,478 | 4,537,475 | 9,756,575 | 1,448,698 | 6,561,510 | 8,010,209 |
| 2012 | 2,065,436 | 3,562,780 | 5,628,216 | 3,711,359 | 1,772,355 | 6,749,398 | 12,233,112 | 1,442,890 | 7,245,661 | 8,688,552 |
| 2013 | 1,508,690 | 3,072,447 | 4,581,137 | 4,220,749 | 1,993,565 | 5,971,884 | 12,186,198 | 1,691,219 | 8,792,035 | 10,483,255 |
| 2014 | 1,940,988 | 3,785,988 | 5,726,976 | 4,746,393 | 2,196,963 | 7,318,789 | 14,262,146 | 1,537,540 | 5,831,764 | 7,369,304 |
| 2015 | 2,173,227 | 3,624,316 | 5,797,543 | 5,823,368 | 2,159,435 | 8,345,483 | 16,328,286 | 2,029,742 | 8,467,872 | 10,497,615 |
| 2016 | 2,698,238 | 4,402,811 | 7,101,049 | 5,209,970 | 1,947,576 | 13,613,547 | 20,771,092 | 1,885,222 | 11,134,582 | 13,019,804 |
| 2017 | 1,850,877 | 2,896,162 | 4,747,038 | 5,880,607 | 2,251,650 | 10,322,948 | 18,455,205 | 2,261,861 | 14,493,587 | 16,755,448 |
| 2018 | 2,697,474 | 3,728,185 | 6,425,659 | 7,736,002 | 2,855,344 | 10,421,301 | 21,012,646 | 2,378,051 | 13,718,041 | 16,096,092 |
| 2019 | 3,361,419 | 4,452,572 | 7,813,991 | 7,360,096 | 2,728,908 | 8,284,162 | 18,373,166 | 2,269,782 | 12,336,361 | 14,606,143 |
| **2020** | **2,675,524** | **5,133,417** | **7,808,940** | **7,340,554** | **2,735,263** | **8,207,969** | **18,283,786** | **2,191,717** | **11,822,244** | **14,013,960** |
| 2021 | 2,729,923 | 4,143,544 | 6,873,467 | 7,822,759 | 2,889,267 | 8,596,214 | 19,308,241 | 2,151,387 | 11,631,223 | 13,782,610 |
| 2022 | 2,951,676 | 4,622,546 | 7,574,222 | 7,583,335 | 2,812,563 | 8,446,980 | 18,842,878 | 2,226,480 | 12,049,501 | 14,275,981 |
| 2023 | 2,954,742 | 4,625,251 | 7,579,993 | 7,585,699 | 2,802,414 | 8,440,318 | 18,828,431 | 2,225,962 | 12,128,544 | 14,354,507 |
| 2024 | 2,984,290 | 4,671,503 | 7,655,793 | 7,661,557 | 2,830,438 | 8,524,722 | 19,016,717 | 2,248,222 | 12,249,830 | 14,498,052 |
| 2025 | 3,014,133 | 4,718,217 | 7,732,350 | 7,738,172 | 2,858,742 | 8,609,969 | 19,206,883 | 2,270,704 | 12,372,328 | 14,643,032 |
| 2026 | 3,044,274 | 4,765,401 | 7,809,674 | 7,815,554 | 2,887,330 | 8,696,068 | 19,398,951 | 2,293,411 | 12,496,051 | 14,789,463 |
| 2027 | 3,074,717 | 4,813,053 | 7,887,770 | 7,893,709 | 2,916,203 | 8,783,029 | 19,592,942 | 2,316,345 | 12,621,012 | 14,937,357 |
| 2028 | 3,105,464 | 4,861,184 | 7,966,648 | 7,972,647 | 2,945,365 | 8,870,860 | 19,788,872 | 2,339,509 | 12,747,222 | 15,086,731 |
| 2029 | 3,136,519 | 4,909,797 | 8,046,315 | 8,052,373 | 2,974,819 | 8,959,568 | 19,986,759 | 2,362,904 | 12,874,694 | 15,237,598 |
| 2030 | 3,167,884 | 4,958,894 | 8,126,778 | 8,132,896 | 3,004,567 | 9,049,163 | 20,186,626 | 2,386,533 | 13,003,441 | 15,389,974 |
| 2031 | 3,199,562 | 5,008,484 | 8,208,046 | 8,214,226 | 3,034,613 | 9,139,655 | 20,388,493 | 2,410,398 | 13,133,475 | 15,543,873 |
| 2032 | 3,231,558 | 5,058,568 | 8,290,126 | 8,296,368 | 3,064,959 | 9,231,051 | 20,592,378 | 2,434,502 | 13,264,809 | 15,699,312 |
| 2033 | 3,263,874 | 5,109,154 | 8,373,028 | 8,379,331 | 3,095,608 | 9,323,362 | 20,798,302 | 2,458,847 | 13,397,459 | 15,856,306 |
| 2034 | 3,296,512 | 5,160,245 | 8,456,757 | 8,463,125 | 3,126,564 | 9,416,596 | 21,006,285 | 2,483,436 | 13,531,433 | 16,014,869 |
| 2035 | 3,329,477 | 5,211,848 | 8,541,325 | 8,547,756 | 3,157,830 | 9,510,762 | 21,216,349 | 2,508,270 | 13,666,747 | 16,175,017 |
| **TOTAL** | **88,605,965** | **139,858,385** | **228,464,350** | **234,327,117** | **99,476,087** | **312,957,284** | **646,760,489** | **72,112,256** | **353,071,285** | **425,183,542** |

## TABLE B-16A Minimum OMP&R Component of Transportation Charge for Each Contractor (in dollars)

Sheet 2 of 4

| | SAN JOAQUIN VALLEY AREA | | | | | | | | |
|---|---|---|---|---|---|---|---|---|---|
| | | | | Kern | | | | | |
| Calendar Year | Dudley Ridge | Empire | Future Contractor San Joaquin Valley | Municipal and Industrial | Agricultural | Kings | Oak Flat | Tulare | Total |
| | [11] | [12] | [13] | [14] | [15] | [16] | [17] | [18] | [19] |
| 1961 | 0 | 0 | 0 | 0 | 0 | 0 | 0 | 0 | 0 |
| 1962 | 0 | 0 | 0 | 0 | 0 | 0 | 0 | 0 | 0 |
| 1963 | 0 | 0 | 0 | 0 | 0 | 0 | 0 | 0 | 0 |
| 1964 | 0 | 0 | 0 | 0 | 0 | 0 | 0 | 0 | 0 |
| 1965 | 0 | 0 | 0 | 0 | 0 | 0 | 0 | 0 | 0 |
| 1966 | 0 | 0 | 0 | 0 | 0 | 0 | 0 | 0 | 0 |
| 1967 | 0 | 0 | 0 | 0 | 0 | 0 | 0 | 0 | 0 |
| 1968 | 37,806 | 1,963 | 5,639 | 60,701 | 678,086 | 2,008 | 2,073 | 77,591 | 865,867 |
| 1969 | 45,479 | 2,235 | 30,158 | 80,554 | 1,197,126 | 2,286 | 2,085 | 90,773 | 1,450,698 |
| 1970 | 46,969 | 2,292 | 35,450 | 96,673 | 1,381,493 | 2,344 | 2,158 | 93,408 | 1,660,786 |
| 1971 | 47,997 | 2,314 | 35,366 | 106,654 | 1,643,163 | 2,366 | 2,288 | 94,874 | 1,935,021 |
| 1972 | 49,866 | 2,414 | 37,844 | 122,313 | 1,729,169 | 2,469 | 2,254 | 98,777 | 2,045,106 |
| 1973 | 50,006 | 2,385 | 36,180 | 125,553 | 1,719,873 | 2,440 | 2,310 | 98,330 | 2,037,076 |
| 1974 | 52,818 | 2,556 | 36,570 | 135,661 | 1,823,065 | 2,614 | 2,529 | 104,609 | 2,160,424 |
| 1975 | 66,963 | 3,243 | 44,251 | 162,738 | 2,235,242 | 3,317 | 3,191 | 132,663 | 2,651,608 |
| 1976 | 66,504 | 3,328 | 45,364 | 159,303 | 2,215,999 | 3,404 | 2,919 | 133,940 | 2,630,761 |
| 1977 | 75,595 | 3,812 | 49,192 | 189,661 | 2,522,290 | 3,898 | 3,708 | 152,838 | 3,000,994 |
| 1978 | 70,688 | 3,503 | 49,725 | 174,897 | 2,427,163 | 3,583 | 3,644 | 141,672 | 2,874,875 |
| 1979 | 68,879 | 3,436 | 48,142 | 173,677 | 2,378,315 | 3,514 | 3,492 | 138,493 | 2,817,948 |
| 1980 | 95,898 | 4,722 | 59,551 | 235,741 | 3,146,570 | 4,830 | 4,777 | 191,582 | 3,743,671 |
| 1981 | 118,448 | 5,965 | 66,183 | 266,353 | 3,440,557 | 6,099 | 5,187 | 239,323 | 4,148,116 |
| 1982 | 134,083 | 6,711 | 67,061 | 311,879 | 3,848,922 | 6,862 | 6,382 | 270,061 | 4,651,960 |
| 1983 | 184,902 | 9,242 | 80,869 | 426,485 | 5,030,031 | 9,450 | 8,494 | 372,182 | 6,121,656 |
| 1984 | 194,228 | 9,656 | 95,555 | 471,854 | 5,636,134 | 9,874 | 8,719 | 389,892 | 6,815,912 |
| 1985 | 200,694 | 9,957 | 115,227 | 486,162 | 6,042,593 | 10,182 | 8,982 | 402,457 | 7,276,254 |
| 1986 | 207,028 | 10,302 | 110,479 | 530,803 | 6,372,710 | 10,536 | 10,341 | 415,776 | 7,667,975 |
| 1987 | 205,002 | 10,259 | 109,401 | 533,451 | 6,378,437 | 10,493 | 10,517 | 412,889 | 7,670,450 |
| 1988 | 203,711 | 10,223 | 122,903 | 516,432 | 6,388,497 | 10,455 | 10,341 | 410,868 | 7,673,430 |
| 1989 | 224,049 | 11,269 | 116,197 | 564,169 | 6,747,046 | 11,526 | 11,102 | 452,406 | 8,137,763 |
| 1990 | 271,051 | 13,666 | 148,238 | 664,040 | 8,111,616 | 13,976 | 13,206 | 547,974 | 9,783,767 |
| 1991 | 275,748 | 13,854 | 144,486 | 662,755 | 8,111,610 | 14,168 | 13,218 | 556,474 | 9,792,313 |
| 1992 | 317,889 | 16,027 | 162,466 | 764,224 | 9,115,453 | 16,393 | 18,209 | 642,672 | 11,053,333 |
| 1993 | 359,879 | 17,989 | 184,477 | 831,662 | 10,372,245 | 18,399 | 19,560 | 724,397 | 12,528,608 |
| 1994 | 309,084 | 15,486 | 224,254 | 738,619 | 9,789,833 | 15,839 | 16,434 | 622,879 | 11,732,427 |
| 1995 | 395,441 | 19,918 | 220,899 | 898,339 | 11,190,121 | 20,373 | 21,551 | 799,070 | 13,565,713 |
| 1996 | 362,623 | 19,968 | 301,835 | 902,162 | 11,872,821 | 20,424 | 21,664 | 796,711 | 14,298,209 |
| 1997 | 366,476 | 20,154 | 186,450 | 942,987 | 10,558,144 | 20,613 | 19,344 | 806,084 | 12,920,252 |
| 1998 | 453,033 | 24,560 | 288,906 | 1,098,213 | 12,207,920 | 25,122 | 21,594 | 995,194 | 15,114,543 |
| 1999 | 384,169 | 21,168 | 275,698 | 980,700 | 11,106,789 | 21,650 | 21,913 | 844,306 | 13,656,391 |
| 2000 | 384,704 | 21,155 | 206,915 | 1,023,474 | 9,953,977 | 21,656 | 22,822 | 844,517 | 12,479,220 |
| 2001 | 463,709 | 25,514 | 231,713 | 1,211,557 | 11,265,338 | 26,105 | 31,783 | 1,018,354 | 14,274,074 |
| 2002 | 426,218 | 21,572 | 223,769 | 1,080,828 | 10,227,640 | 22,080 | 25,646 | 813,668 | 12,841,421 |
| 2003 | 494,752 | 25,202 | 242,078 | 1,177,971 | 11,268,413 | 25,794 | 30,739 | 944,655 | 14,209,603 |
| 2004 | 442,084 | 22,638 | 244,298 | 1,124,290 | 10,636,869 | 61,698 | 25,464 | 731,713 | 13,289,054 |
| 2005 | 427,271 | 21,928 | 257,146 | 1,013,649 | 10,307,500 | 59,685 | 24,396 | 708,154 | 12,819,729 |
| 2006 | 464,852 | 23,774 | 196,463 | 1,110,491 | 10,335,918 | 71,780 | 26,398 | 766,334 | 12,996,010 |
| 2007 | 526,700 | 26,710 | 234,958 | 1,268,343 | 11,678,136 | 82,403 | 27,127 | 863,703 | 14,708,080 |
| 2008 | 627,455 | 32,345 | 372,292 | 1,529,635 | 15,128,002 | 101,760 | 32,608 | 1,039,664 | 18,863,761 |
| 2009 | 514,790 | 26,167 | 337,157 | 1,264,156 | 12,740,010 | 83,938 | 26,766 | 845,433 | 15,838,417 |
| 2010 | 501,428 | 29,133 | 406,670 | 1,319,450 | 13,177,342 | 94,478 | 27,763 | 870,341 | 16,426,605 |
| 2011 | 602,556 | 35,288 | 403,873 | 1,642,282 | 15,527,243 | 111,607 | 39,523 | 1,051,564 | 19,413,936 |
| 2012 | 570,781 | 33,336 | 361,512 | 1,611,300 | 15,258,051 | 104,078 | 31,093 | 994,257 | 18,964,407 |
| 2013 | 651,052 | 38,151 | 411,826 | 1,714,323 | 16,650,093 | 118,153 | 30,981 | 1,136,651 | 20,751,231 |
| 2014 | 684,834 | 41,357 | 520,553 | 1,826,415 | 18,743,367 | 131,404 | 43,932 | 1,215,673 | 23,207,534 |
| 2015 | 648,166 | 42,294 | 639,716 | 1,814,953 | 19,493,086 | 137,174 | 44,332 | 1,238,110 | 24,057,831 |
| 2016 | 662,111 | 43,524 | 371,705 | 1,860,700 | 17,734,210 | 130,579 | 45,262 | 1,271,289 | 22,119,380 |
| 2017 | 580,534 | 37,888 | 375,359 | 1,616,393 | 15,896,647 | 115,941 | 42,350 | 1,109,086 | 19,774,199 |
| 2018 | 661,467 | 43,255 | 497,443 | 1,828,757 | 18,795,567 | 134,636 | 47,301 | 1,265,419 | 23,273,846 |
| 2019 | 824,050 | 53,929 | 522,183 | 2,275,647 | 22,537,771 | 164,354 | 55,742 | 1,577,312 | 28,010,987 |
| **2020** | **824,860** | **53,587** | **509,736** | **2,241,612** | **23,263,064** | **162,989** | **60,363** | **1,567,299** | **28,683,511** |
| 2021 | 763,875 | 49,581 | 498,296 | 2,145,686 | 22,259,622 | 151,813 | 51,012 | 1,450,518 | 27,370,403 |
| 2022 | 814,363 | 52,889 | 515,173 | 2,243,420 | 23,270,128 | 161,316 | 56,263 | 1,547,027 | 28,660,578 |
| 2023 | 822,507 | 53,418 | 520,324 | 2,193,860 | 23,502,830 | 162,929 | 56,825 | 1,562,497 | 28,875,191 |
| 2024 | 830,732 | 53,952 | 525,528 | 2,215,799 | 23,737,858 | 164,559 | 57,394 | 1,578,122 | 29,163,943 |
| 2025 | 839,039 | 54,492 | 530,783 | 2,237,957 | 23,975,237 | 166,204 | 57,968 | 1,593,903 | 29,455,583 |
| 2026 | 847,429 | 55,037 | 536,091 | 2,260,337 | 24,214,988 | 167,866 | 58,547 | 1,609,842 | 29,750,138 |
| 2027 | 855,904 | 55,587 | 541,452 | 2,282,940 | 24,457,139 | 169,545 | 59,133 | 1,625,941 | 30,047,639 |
| 2028 | 864,463 | 56,143 | 546,866 | 2,305,769 | 24,701,711 | 171,240 | 59,724 | 1,642,200 | 30,348,117 |
| 2029 | 873,107 | 56,704 | 552,335 | 2,328,827 | 24,948,727 | 172,953 | 60,321 | 1,658,622 | 30,651,597 |
| 2030 | 881,838 | 57,272 | 557,858 | 2,352,115 | 25,198,214 | 174,682 | 60,925 | 1,675,208 | 30,958,113 |
| 2031 | 890,657 | 57,844 | 563,437 | 2,375,637 | 25,450,197 | 176,429 | 61,534 | 1,691,961 | 31,267,695 |
| 2032 | 899,563 | 58,423 | 569,071 | 2,399,393 | 25,704,698 | 178,193 | 62,149 | 1,708,880 | 31,580,371 |
| 2033 | 908,559 | 59,007 | 574,762 | 2,423,387 | 25,961,746 | 179,975 | 62,771 | 1,725,969 | 31,896,175 |
| 2034 | 917,645 | 59,597 | 580,509 | 2,447,621 | 26,221,362 | 181,775 | 63,398 | 1,743,229 | 32,215,136 |
| 2035 | 926,821 | 60,193 | 586,315 | 2,472,097 | 26,483,577 | 183,593 | 64,032 | 1,760,661 | 32,537,289 |
| **TOTAL** | **30,863,881** | **1,843,465** | **19,301,178** | **80,656,489** | **858,125,311** | **4,836,874** | **1,938,573** | **58,698,938** | **1,056,264,709** |

## TABLE B-16A Minimum OMP&R Component of Transportation Charge for Each Contractor (in dollars)

Sheet 3 of 4

| Calendar Year | SOUTHERN CALIFORNIA AREA | | | | | | | | | |
|---|---|---|---|---|---|---|---|---|---|---|
| | AVEK | Coachella | Crestline | Desert | Littlerock | Mojave | Palmdale | San Bernardino | San Gabriel | San Gorgonio |
| | [20] | [21] | [22] | [23] | [24] | [25] | [26] | [27] | [28] | [29] |
| 1961 | 0 | 0 | 0 | 0 | 0 | 0 | 0 | 0 | 0 | 0 |
| 1962 | 0 | 0 | 0 | 0 | 0 | 0 | 0 | 0 | 0 | 0 |
| 1963 | 0 | 0 | 0 | 0 | 0 | 0 | 0 | 0 | 0 | 0 |
| 1964 | 0 | 0 | 0 | 0 | 0 | 0 | 0 | 0 | 0 | 0 |
| 1965 | 0 | 0 | 0 | 0 | 0 | 0 | 0 | 0 | 0 | 0 |
| 1966 | 0 | 0 | 0 | 0 | 0 | 0 | 0 | 0 | 0 | 0 |
| 1967 | 0 | 0 | 0 | 0 | 0 | 0 | 0 | 0 | 0 | 0 |
| 1968 | 65,074 | 11,697 | 2,958 | 19,291 | 1,089 | 24,380 | 8,173 | 52,315 | 14,399 | 8,821 |
| 1969 | 86,339 | 15,522 | 3,925 | 25,598 | 1,445 | 32,348 | 10,844 | 69,419 | 19,106 | 11,704 |
| 1970 | 107,807 | 19,392 | 4,904 | 31,981 | 1,804 | 40,391 | 13,540 | 86,727 | 23,865 | 14,623 |
| 1971 | 178,820 | 32,228 | 8,150 | 53,151 | 2,992 | 66,999 | 22,459 | 144,136 | 39,636 | 24,302 |
| 1972 | 363,555 | 106,740 | 30,967 | 176,037 | 6,601 | 213,032 | 48,102 | 548,123 | 144,113 | 89,131 |
| 1973 | 404,661 | 121,341 | 34,674 | 200,116 | 7,346 | 243,320 | 53,975 | 724,535 | 190,156 | 117,779 |
| 1974 | 434,868 | 130,627 | 37,062 | 215,432 | 7,677 | 262,735 | 56,383 | 786,107 | 207,019 | 128,169 |
| 1975 | 504,791 | 151,031 | 43,176 | 249,082 | 9,082 | 303,108 | 65,580 | 905,424 | 238,842 | 147,899 |
| 1976 | 559,013 | 160,686 | 44,454 | 265,004 | 10,030 | 325,512 | 73,253 | 964,524 | 256,570 | 158,664 |
| 1977 | 675,504 | 184,813 | 47,743 | 304,792 | 11,890 | 381,161 | 87,355 | 1,069,446 | 289,793 | 178,774 |
| 1978 | 600,343 | 187,028 | 54,156 | 308,449 | 10,711 | 373,192 | 78,304 | 1,148,279 | 300,751 | 186,384 |
| 1979 | 661,123 | 196,264 | 52,211 | 323,677 | 12,124 | 401,469 | 87,126 | 1,125,452 | 302,508 | 186,688 |
| 1980 | 858,039 | 253,090 | 71,921 | 417,398 | 15,435 | 508,379 | 112,853 | 1,518,405 | 401,223 | 248,399 |
| 1981 | 1,001,503 | 284,970 | 73,534 | 469,970 | 18,046 | 588,024 | 131,992 | 1,548,350 | 420,523 | 259,244 |
| 1982 | 1,128,643 | 320,938 | 89,560 | 529,292 | 20,193 | 649,204 | 148,012 | 1,870,559 | 497,871 | 307,955 |
| 1983 | 1,744,932 | 450,049 | 119,275 | 742,218 | 30,643 | 922,072 | 225,793 | 2,373,149 | 639,682 | 394,524 |
| 1984 | 2,105,780 | 548,784 | 150,179 | 905,055 | 36,810 | 1,112,196 | 271,187 | 3,018,294 | 803,394 | 496,808 |
| 1985 | 2,157,936 | 584,697 | 157,841 | 964,282 | 38,972 | 1,191,309 | 277,250 | 3,230,403 | 860,780 | 531,765 |
| 1986 | 2,311,841 | 618,750 | 162,748 | 1,020,438 | 40,051 | 1,268,806 | 295,987 | 3,318,638 | 893,069 | 551,066 |
| 1987 | 2,366,343 | 628,222 | 167,262 | 1,036,061 | 41,773 | 1,283,836 | 307,844 | 3,400,838 | 913,933 | 564,352 |
| 1988 | 2,303,274 | 649,276 | 175,694 | 1,070,784 | 40,604 | 1,321,553 | 298,438 | 3,587,873 | 960,968 | 593,787 |
| 1989 | 2,280,051 | 613,266 | 169,993 | 1,011,401 | 39,501 | 1,240,888 | 292,775 | 3,499,964 | 932,519 | 576,852 |
| 1990 | 2,636,186 | 708,829 | 201,242 | 1,169,006 | 45,472 | 1,424,445 | 336,069 | 4,084,211 | 1,078,392 | 667,687 |
| 1991 | 2,737,441 | 763,989 | 210,644 | 1,259,974 | 48,936 | 1,546,583 | 358,165 | 4,348,900 | 1,150,633 | 711,803 |
| 1992 | 2,781,586 | 750,248 | 198,232 | 1,237,307 | 49,829 | 1,538,733 | 362,844 | 4,131,745 | 1,115,632 | 688,558 |
| 1993 | 3,109,819 | 850,589 | 234,719 | 1,402,796 | 56,125 | 1,722,415 | 411,539 | 5,023,595 | 1,338,111 | 828,208 |
| 1994 | 2,825,193 | 794,991 | 225,121 | 1,311,100 | 51,259 | 1,634,886 | 376,180 | 4,794,820 | 1,267,565 | 783,691 |
| 1995 | 3,121,440 | 848,101 | 231,718 | 1,398,686 | 58,749 | 1,766,297 | 444,998 | 4,828,432 | 1,272,345 | 785,191 |
| 1996 | 3,093,678 | 862,720 | 228,008 | 1,422,789 | 56,813 | 1,817,427 | 423,444 | 4,707,473 | 1,256,549 | 773,653 |
| 1997 | 3,250,394 | 918,428 | 281,067 | 1,514,687 | 59,547 | 1,853,224 | 446,127 | 5,705,741 | 1,477,757 | 917,372 |
| 1998 | 3,876,512 | 1,070,517 | 299,639 | 1,765,491 | 73,835 | 3,207,848 | 561,246 | 6,076,375 | 1,634,942 | 1,000,558 |
| 1999 | 3,832,428 | 1,114,208 | 311,154 | 1,837,547 | 75,908 | 3,226,793 | 549,879 | 6,454,799 | 1,738,148 | 1,066,898 |
| 2000 | 3,754,814 | 1,036,009 | 291,775 | 1,708,586 | 68,491 | 3,000,971 | 595,130 | 5,876,356 | 1,572,153 | 964,297 |
| 2001 | 4,461,346 | 1,111,786 | 298,240 | 1,833,547 | 80,861 | 3,287,877 | 700,113 | 5,761,358 | 1,556,933 | 950,095 |
| 2002 | 3,640,157 | 1,017,608 | 282,351 | 1,678,238 | 62,563 | 2,999,667 | 549,514 | 5,628,813 | 1,510,431 | 922,155 |
| 2003 | 4,067,155 | 1,123,306 | 298,428 | 1,852,545 | 68,043 | 3,294,891 | 608,571 | 6,599,195 | 1,603,982 | 1,514,563 |
| 2004 | 4,445,363 | 1,441,872 | 322,934 | 1,908,976 | 76,808 | 3,426,245 | 676,950 | 7,222,154 | 1,765,191 | 1,435,520 |
| 2005 | 3,834,679 | 5,894,144 | 289,387 | 2,247,118 | 66,837 | 2,910,013 | 581,713 | 6,801,176 | 1,600,286 | 1,587,811 |
| 2006 | 4,077,652 | 8,417,014 | 307,949 | 2,810,598 | 74,588 | 3,150,305 | 639,536 | 7,009,938 | 1,689,767 | 1,457,120 |
| 2007 | 4,478,493 | 8,628,156 | 328,253 | 2,900,437 | 78,700 | 3,338,098 | 682,104 | 8,088,064 | 1,891,562 | 1,840,905 |
| 2008 | 4,923,821 | 9,721,152 | 372,047 | 3,295,931 | 81,977 | 4,110,652 | 745,871 | 9,321,943 | 2,039,147 | 2,501,079 |
| 2009 | 4,548,886 | 8,685,341 | 355,012 | 2,992,610 | 77,708 | 3,711,399 | 688,795 | 9,045,955 | 1,987,277 | 2,389,707 |
| 2010 | 4,160,791 | 9,304,954 | 360,331 | 3,205,855 | 73,337 | 3,785,510 | 623,159 | 8,934,352 | 1,963,570 | 2,579,299 |
| 2011 | 4,890,733 | 10,750,343 | 411,549 | 3,647,626 | 85,879 | 4,332,302 | 763,416 | 9,485,178 | 2,160,182 | 2,657,976 |
| 2012 | 5,436,688 | 11,281,801 | 454,502 | 3,925,892 | 97,136 | 4,573,187 | 834,154 | 10,766,479 | 2,363,902 | 2,639,486 |
| 2013 | 6,336,620 | 11,872,727 | 491,356 | 4,286,981 | 111,656 | 5,188,886 | 969,918 | 11,787,737 | 2,633,789 | 2,717,756 |
| 2014 | 6,954,450 | 15,374,349 | 528,643 | 5,012,825 | 116,460 | 5,844,643 | 1,040,611 | 12,786,813 | 2,863,506 | 3,090,302 |
| 2015 | 6,443,858 | 13,220,645 | 523,788 | 4,710,465 | 110,179 | 5,998,427 | 936,537 | 12,798,471 | 2,954,391 | 3,110,579 |
| 2016 | 6,411,217 | 12,952,225 | 541,373 | 4,602,681 | 104,827 | 5,470,798 | 932,504 | 13,121,330 | 2,984,370 | 3,308,865 |
| 2017 | 5,882,647 | 9,808,780 | 500,212 | 3,906,396 | 97,416 | 4,961,494 | 858,456 | 13,626,107 | 2,724,434 | 3,505,868 |
| 2018 | 6,446,154 | 14,746,279 | 521,348 | 4,630,497 | 108,278 | 5,278,958 | 947,087 | 15,043,582 | 2,915,446 | 4,154,707 |
| 2019 | 7,787,736 | 16,805,785 | 632,033 | 5,564,283 | 129,022 | 6,466,515 | 1,137,128 | 17,983,541 | 3,573,559 | 5,016,620 |
| **2020** | **7,589,829** | **16,142,755** | **598,618** | **5,393,497** | **125,939** | **6,514,888** | **1,108,016** | **18,529,434** | **3,440,512** | **5,756,931** |
| 2021 | 7,651,882 | 16,434,177 | 615,922 | 5,496,216 | 126,876 | 6,584,789 | 1,116,363 | 18,329,584 | 3,520,047 | 5,420,541 |
| 2022 | 7,752,207 | 16,623,642 | 621,632 | 5,538,749 | 128,521 | 6,648,609 | 1,131,554 | 18,462,812 | 3,546,091 | 5,451,869 |
| 2023 | 7,697,732 | 16,789,878 | 622,563 | 5,594,136 | 129,806 | 6,633,259 | 1,123,459 | 18,553,941 | 3,581,552 | 5,490,621 |
| 2024 | 7,774,709 | 16,957,777 | 628,789 | 5,650,077 | 131,104 | 6,699,592 | 1,134,693 | 18,739,477 | 3,617,368 | 5,545,527 |
| 2025 | 7,852,456 | 17,127,355 | 635,077 | 5,706,578 | 132,415 | 6,766,588 | 1,146,040 | 18,926,873 | 3,653,541 | 5,600,982 |
| 2026 | 7,930,981 | 17,298,628 | 641,427 | 5,763,644 | 133,739 | 6,834,254 | 1,157,500 | 19,116,143 | 3,690,077 | 5,656,993 |
| 2027 | 8,010,290 | 17,471,615 | 647,842 | 5,821,281 | 135,077 | 6,902,596 | 1,169,075 | 19,307,304 | 3,726,978 | 5,713,563 |
| 2028 | 8,090,393 | 17,646,331 | 654,320 | 5,879,493 | 136,428 | 6,971,622 | 1,180,766 | 19,500,377 | 3,764,247 | 5,770,698 |
| 2029 | 8,171,297 | 17,822,794 | 660,863 | 5,938,288 | 137,792 | 7,041,338 | 1,192,574 | 19,695,380 | 3,801,890 | 5,828,405 |
| 2030 | 8,253,010 | 18,001,022 | 667,472 | 5,997,671 | 139,170 | 7,111,752 | 1,204,500 | 19,892,334 | 3,839,909 | 5,886,688 |
| 2031 | 8,335,540 | 18,181,032 | 674,147 | 6,057,648 | 140,561 | 7,182,869 | 1,216,545 | 20,091,258 | 3,878,308 | 5,945,556 |
| 2032 | 8,418,896 | 18,362,842 | 680,888 | 6,118,224 | 141,967 | 7,254,698 | 1,228,710 | 20,292,170 | 3,917,091 | 6,005,011 |
| 2033 | 8,503,085 | 18,546,471 | 687,697 | 6,179,407 | 143,387 | 7,327,245 | 1,240,997 | 20,495,093 | 3,956,262 | 6,065,062 |
| 2034 | 8,588,115 | 18,731,935 | 694,574 | 6,241,201 | 144,821 | 7,400,517 | 1,253,407 | 20,700,044 | 3,995,824 | 6,125,712 |
| 2035 | 8,673,997 | 18,919,255 | 701,520 | 6,303,613 | 146,269 | 7,474,523 | 1,265,941 | 20,907,043 | 4,035,783 | 6,186,970 |
| **TOTAL** | **286,442,599** | **469,203,816** | **22,668,792** | **185,060,704** | **4,925,927** | **228,972,539** | **41,619,125** | **594,374,859** | **127,000,149** | **154,797,143** |

## TABLE B-16A Minimum OMP&R Component of Transportation Charge for Each Contractor (in dollars)

Sheet 4 of 4

| Calendar Year | SOUTHERN CALIFORNIA AREA (continued) | | | | FEATHER RIVER AREA | | | | South Bay Area Future Contractor | Grand Total |
|---|---|---|---|---|---|---|---|---|---|---|
| | Santa Clarita[a] | Metropolitan | Ventura | Total | Yuba City | Butte | Plumas | Total | | |
| | [30] | [31] | [32] | [33] | [34] | [35] | [36] | [37] | [38] | [39] |
| 1961 | 0 | 0 | 0 | 0 | 0 | 0 | 0 | 0 | 0 | 0 |
| 1962 | 0 | 0 | 0 | 0 | 0 | 0 | 0 | 0 | 3,219 | 42,918 |
| 1963 | 0 | 0 | 0 | 0 | 0 | 0 | 0 | 0 | 12,626 | 168,358 |
| 1964 | 0 | 0 | 0 | 0 | 0 | 0 | 0 | 0 | 13,938 | 184,729 |
| 1965 | 0 | 0 | 0 | 0 | 0 | 0 | 0 | 0 | 28,937 | 378,874 |
| 1966 | 0 | 0 | 0 | 0 | 0 | 0 | 0 | 0 | 31,321 | 408,397 |
| 1967 | 0 | 0 | 0 | 0 | 0 | 0 | 0 | 0 | 47,718 | 634,505 |
| 1968 | 28,085 | 972,734 | 9,504 | 1,218,520 | 0 | 0 | 0 | 0 | 46,945 | 2,745,160 |
| 1969 | 70,342 | 1,295,607 | 12,610 | 1,654,810 | 0 | 0 | 0 | 0 | 52,963 | 4,074,939 |
| 1970 | 84,577 | 1,624,569 | 15,746 | 2,069,923 | 0 | 0 | 0 | 0 | 69,744 | 4,676,282 |
| 1971 | 105,979 | 2,716,584 | 26,118 | 3,421,555 | 0 | 0 | 54 | 54 | 55,532 | 6,185,714 |
| 1972 | 202,625 | 8,038,463 | 68,369 | 10,035,857 | 0 | 0 | 40 | 40 | 80,412 | 12,998,869 |
| 1973 | 222,765 | 9,890,316 | 78,313 | 12,289,296 | 0 | 0 | 1 | 1 | 54,219 | 15,194,233 |
| 1974 | 235,528 | 11,581,491 | 83,453 | 14,166,551 | 0 | 0 | 143 | 143 | 76,783 | 17,372,561 |
| 1975 | 289,501 | 13,584,548 | 101,893 | 16,593,957 | 0 | 0 | 1,069 | 1,069 | 84,547 | 20,517,423 |
| 1976 | 262,420 | 12,862,489 | 94,799 | 16,037,419 | 0 | 0 | 139 | 139 | 106,717 | 20,027,213 |
| 1977 | 335,749 | 16,203,699 | 121,966 | 19,892,683 | 0 | 0 | 892 | 892 | 98,618 | 24,213,489 |
| 1978 | 376,946 | 17,811,770 | 132,435 | 21,568,747 | 0 | 0 | 39 | 39 | 100,786 | 26,012,786 |
| 1979 | 349,072 | 16,414,289 | 126,756 | 20,238,761 | 0 | 0 | 3,235 | 3,235 | 119,352 | 24,675,598 |
| 1980 | 415,571 | 20,926,898 | 154,096 | 25,901,706 | 0 | 0 | 416 | 416 | 178,812 | 32,038,398 |
| 1981 | 511,087 | 23,731,024 | 186,592 | 29,224,860 | 0 | 0 | 3,847 | 3,847 | 185,347 | 35,516,366 |
| 1982 | 557,494 | 27,994,510 | 209,141 | 34,323,374 | 0 | 0 | 11,075 | 11,075 | 173,894 | 41,611,655 |
| 1983 | 832,687 | 38,953,367 | 326,258 | 47,754,649 | 0 | 0 | 1,928 | 1,928 | 220,926 | 56,802,781 |
| 1984 | 943,524 | 45,597,671 | 382,104 | 56,371,786 | 0 | 0 | 3,765 | 3,765 | 225,959 | 67,072,552 |
| 1985 | 1,055,744 | 50,064,444 | 416,652 | 61,532,075 | 0 | 0 | 2,888 | 2,888 | 340,322 | 73,228,724 |
| 1986 | 1,102,466 | 52,858,915 | 442,334 | 64,885,109 | 0 | 0 | 2,787 | 2,787 | 279,227 | 76,682,113 |
| 1987 | 1,032,918 | 50,737,631 | 411,276 | 62,892,287 | 0 | 0 | 2,388 | 2,388 | 345,116 | 75,240,981 |
| 1988 | 1,042,113 | 51,262,231 | 406,248 | 63,712,844 | 0 | 0 | 545 | 545 | 365,207 | 76,126,695 |
| 1989 | 1,088,176 | 52,638,942 | 431,020 | 64,815,349 | 0 | 0 | 1,800 | 1,800 | 422,329 | 78,708,338 |
| 1990 | 1,275,150 | 61,053,824 | 494,721 | 75,175,234 | 0 | 0 | 788 | 788 | 474,284 | 91,448,066 |
| 1991 | 1,454,172 | 60,874,529 | 470,139 | 75,935,908 | 0 | 0 | 3,654 | 3,654 | 214,683 | 91,098,893 |
| 1992 | 1,579,025 | 67,460,598 | 502,131 | 82,396,469 | 0 | 0 | 647 | 647 | 443,676 | 100,077,320 |
| 1993 | 1,689,775 | 68,749,547 | 538,751 | 85,955,990 | 0 | 0 | 3,630 | 3,630 | 599,571 | 107,321,034 |
| 1994 | 1,608,731 | 63,898,029 | 473,897 | 80,045,461 | 0 | 0 | 2,279 | 2,279 | 609,966 | 101,233,250 |
| 1995 | 1,720,649 | 68,079,888 | 523,512 | 85,080,005 | 0 | 0 | 2,906 | 2,906 | 534,971 | 107,378,966 |
| 1996 | 1,966,634 | 72,757,439 | 561,100 | 89,927,727 | 0 | 0 | 8,007 | 8,007 | 571,857 | 113,585,948 |
| 1997 | 1,810,292 | 75,655,465 | 564,455 | 94,454,555 | 0 | 0 | 7,449 | 7,449 | 428,638 | 114,939,131 |
| 1998 | 2,050,254 | 80,540,695 | 608,294 | 102,766,204 | 0 | 0 | 0 | 0 | 465,095 | 129,072,817 |
| 1999 | 2,108,765 | 86,320,578 | 637,626 | 109,274,730 | 0 | 0 | 0 | 0 | 584,116 | 136,697,736 |
| 2000 | 3,382,326 | 82,505,333 | 636,095 | 105,392,336 | 0 | 0 | 0 | 0 | 0 | 131,148,648 |
| 2001 | 3,773,156 | 92,945,584 | 709,090 | 117,469,986 | 0 | 0 | 0 | 0 | 0 | 146,246,848 |
| 2002 | 3,495,707 | 85,413,719 | 657,483 | 107,858,407 | 0 | 0 | 0 | 0 | 0 | 143,375,836 |
| 2003 | 3,392,356 | 82,357,577 | 621,295 | 107,401,907 | 0 | 0 | 3,425 | 3,425 | 0 | 138,781,813 |
| 2004 | 4,032,309 | 99,543,042 | 761,679 | 127,059,044 | 0 | 0 | 3,455 | 3,455 | 0 | 155,848,398 |
| 2005 | 3,548,174 | 74,184,438 | 652,293 | 104,198,067 | 0 | 0 | 3,452 | 3,452 | 0 | 130,734,153 |
| 2006 | 3,239,106 | 76,415,491 | 601,238 | 109,890,305 | 0 | 0 | 3,905 | 3,905 | 0 | 136,434,374 |
| 2007 | 4,391,916 | 105,213,069 | 864,216 | 142,723,972 | 0 | 0 | 3,517 | 3,517 | 0 | 172,954,800 |
| 2008 | 5,291,459 | 113,726,782 | 982,517 | 157,114,378 | 0 | 0 | 5,035 | 5,035 | 0 | 194,939,674 |
| 2009 | 4,472,549 | 99,958,381 | 828,989 | 139,742,607 | 0 | 0 | 844 | 844 | 0 | 173,120,230 |
| 2010 | 4,303,103 | 98,290,086 | 792,503 | 138,376,850 | 0 | 0 | 1,071 | 1,071 | 0 | 175,710,220 |
| 2011 | 4,716,434 | 105,527,704 | 849,564 | 150,278,887 | 0 | 0 | 2,754 | 2,754 | 0 | 192,694,341 |
| 2012 | 5,144,866 | 118,316,284 | 954,791 | 166,789,168 | 0 | 0 | 1,093 | 1,093 | 0 | 212,304,548 |
| 2013 | 5,999,311 | 132,919,529 | 1,124,279 | 186,440,545 | 0 | 0 | 289 | 289 | 0 | 234,442,654 |
| 2014 | 6,414,853 | 145,793,432 | 1,170,884 | 206,991,771 | 0 | 0 | 116 | 116 | 0 | 257,557,848 |
| 2015 | 5,994,662 | 131,705,660 | 1,045,841 | 189,553,504 | 0 | 0 | 117 | 117 | 0 | 246,234,895 |
| 2016 | 5,715,739 | 131,621,254 | 1,062,538 | 188,829,722 | 0 | 0 | 5,403 | 5,403 | 0 | 251,846,448 |
| 2017 | 5,795,484 | 134,596,517 | 1,125,410 | 187,389,221 | 0 | 0 | 113 | 113 | 0 | 247,121,224 |
| 2018 | 6,019,902 | 140,464,511 | 1,103,526 | 202,380,275 | 0 | 0 | 47,581 | 47,581 | 0 | 269,236,100 |
| 2019 | 7,184,105 | 169,206,661 | 1,341,215 | 242,828,202 | 0 | 0 | 2,747 | 2,747 | 0 | 311,635,236 |
| **2020** | **7,142,906** | **166,609,997** | **1,339,134** | **240,292,455** | **0** | **0** | **2,948** | **2,948** | **0** | **309,085,601** |
| 2021 | 7,221,167 | 169,446,157 | 1,360,158 | 243,323,879 | 0 | 0 | 2,800 | 2,800 | 0 | 310,661,399 |
| 2022 | 7,253,819 | 170,090,104 | 1,360,042 | 244,609,650 | 0 | 0 | 2,860 | 2,860 | 0 | 313,966,170 |
| 2023 | 7,239,601 | 170,049,034 | 1,373,642 | 244,879,224 | 0 | 0 | 2,889 | 2,889 | 0 | 314,520,235 |
| 2024 | 7,311,997 | 171,749,523 | 1,387,379 | 247,328,011 | 0 | 0 | 2,918 | 2,918 | 0 | 317,665,433 |
| 2025 | 7,385,117 | 173,467,020 | 1,401,253 | 249,801,295 | 0 | 0 | 2,947 | 2,947 | 0 | 320,842,090 |
| 2026 | 7,458,968 | 175,201,690 | 1,415,265 | 252,299,310 | 0 | 0 | 2,976 | 2,976 | 0 | 324,050,512 |
| 2027 | 7,533,558 | 176,953,707 | 1,429,418 | 254,822,303 | 0 | 0 | 3,006 | 3,006 | 0 | 327,291,017 |
| 2028 | 7,608,893 | 178,723,244 | 1,443,712 | 257,370,524 | 0 | 0 | 3,036 | 3,036 | 0 | 330,563,928 |
| 2029 | 7,684,982 | 180,510,476 | 1,458,149 | 259,944,228 | 0 | 0 | 3,067 | 3,067 | 0 | 333,869,564 |
| 2030 | 7,761,832 | 182,315,579 | 1,472,731 | 262,543,669 | 0 | 0 | 3,097 | 3,097 | 0 | 337,208,257 |
| 2031 | 7,839,450 | 184,138,736 | 1,487,458 | 265,169,108 | 0 | 0 | 3,128 | 3,128 | 0 | 340,580,343 |
| 2032 | 7,917,845 | 185,980,121 | 1,502,332 | 267,820,796 | 0 | 0 | 3,160 | 3,160 | 0 | 343,986,142 |
| 2033 | 7,997,023 | 187,839,925 | 1,517,356 | 270,499,010 | 0 | 0 | 3,191 | 3,191 | 0 | 347,426,011 |
| 2034 | 8,076,993 | 189,718,322 | 1,532,529 | 273,203,994 | 0 | 0 | 3,223 | 3,223 | 0 | 350,900,264 |
| 2035 | 8,157,763 | 191,615,507 | 1,547,855 | 275,936,037 | 0 | 0 | 3,255 | 3,255 | 0 | 354,409,271 |
| **TOTAL** | **246,308,247** | **6,308,266,981** | **50,526,168** | **8,720,167,048** | **0** | **0** | **199,829** | **199,829** | **8,748,370** | **11,085,788,336** |

[a] Castaic Lake Water Agency's SWP Water Supply Contract was transferred to Santa Clarita Valley Water Agency effective November 2, 2018.

## TABLE B-16B Minimum OMP&R Component of Transportation Charge for Each Contractor for Off-Aqueduct Power Facilities[a,b,c] (in dollars)

Sheet 1 of 4

| Calendar Year | NORTH BAY AREA | | | SOUTH BAY AREA | | | | CENTRAL COASTAL AREA | | |
|---|---|---|---|---|---|---|---|---|---|---|
| | Napa | Solano | Total | Alameda-Zone 7 | Alameda County | Santa Clara | Total | San Luis Obispo | Santa Barbara | Total |
| | [1] | [2] | [3] | [4] | [5] | [6] | [7] | [8] | [9] | [10] |
| 1971 | 0 | 0 | 0 | 0 | 0 | 0 | 0 | 0 | 0 | 0 |
| 1972 | 0 | 0 | 0 | 0 | 0 | 0 | 0 | 0 | 0 | 0 |
| 1973 | 0 | 0 | 0 | 0 | 0 | 0 | 0 | 0 | 0 | 0 |
| 1974 | 0 | 0 | 0 | 0 | 0 | 0 | 0 | 0 | 0 | 0 |
| 1975 | 0 | 0 | 0 | 0 | 0 | 0 | 0 | 0 | 0 | 0 |
| 1976 | 0 | 0 | 0 | 0 | 0 | 0 | 0 | 0 | 0 | 0 |
| 1977 | 0 | 0 | 0 | 0 | 0 | 0 | 0 | 0 | 0 | 0 |
| 1978 | 0 | 0 | 0 | 0 | 0 | 0 | 0 | 0 | 0 | 0 |
| 1979 | 0 | 0 | 0 | 0 | 0 | 0 | 0 | 0 | 0 | 0 |
| 1980 | 0 | 0 | 0 | 0 | 0 | 0 | 0 | 0 | 0 | 0 |
| 1981 | 0 | 0 | 0 | 0 | 0 | 0 | 0 | 0 | 0 | 0 |
| 1982 | 0 | 0 | 0 | 0 | 0 | 0 | 0 | 0 | 0 | 0 |
| 1983 | 10,070 | 0 | 10,070 | 47,473 | 31,446 | 863,937 | 942,856 | 0 | 0 | 0 |
| 1984 | 29,957 | 0 | 29,957 | 157,280 | 77,388 | 2,040,188 | 2,274,856 | 0 | 0 | 0 |
| 1985 | 54,709 | 0 | 54,709 | 458,427 | 582,679 | 2,696,450 | 3,737,556 | 0 | 0 | 0 |
| 1986 | 45,887 | 0 | 45,887 | 312,938 | 365,147 | 2,595,765 | 3,273,850 | 0 | 0 | 0 |
| 1987 | 90,385 | 0 | 90,385 | 622,029 | 674,111 | 2,306,079 | 3,602,219 | 0 | 0 | 0 |
| 1988 | 115,970 | 114,196 | 230,166 | 616,865 | 804,606 | 2,116,236 | 3,537,707 | 0 | 0 | 0 |
| 1989 | 64,584 | 138,240 | 202,824 | 407,353 | 396,069 | 1,389,347 | 2,192,769 | 0 | 0 | 0 |
| 1990 | 77,126 | 138,805 | 215,931 | 535,269 | 514,372 | 1,490,250 | 2,539,891 | 0 | 0 | 0 |
| 1991 | 35,178 | 245,181 | 280,359 | 355,578 | 477,883 | 1,065,488 | 1,898,949 | 0 | 165,930 | 165,930 |
| 1992 | 74,573 | 230,716 | 305,289 | 405,244 | 529,119 | 1,183,466 | 2,117,829 | 0 | 0 | 0 |
| 1993 | 89,214 | 247,977 | 337,191 | 841,383 | 256,930 | 1,552,562 | 2,650,875 | 0 | 0 | 0 |
| 1994 | 111,942 | 229,598 | 341,540 | 501,812 | 559,683 | 1,395,238 | 2,456,733 | 0 | 0 | 0 |
| 1995 | 96,842 | 235,605 | 332,447 | 833,227 | 492,578 | 796,524 | 2,122,329 | 0 | 0 | 0 |
| 1996 | 63,698 | 205,414 | 269,112 | 367,297 | 304,845 | 1,189,291 | 1,861,433 | 711 | 105 | 816 |
| 1997 | 48,518 | 193,255 | 241,773 | 455,751 | 294,951 | 1,220,497 | 1,971,199 | 44,788 | 298,986 | 343,774 |
| 1998 | 82,317 | 251,217 | 333,534 | 380,321 | 380,282 | 1,103,662 | 1,864,265 | 198,376 | 1,028,220 | 1,226,596 |
| 1999 | 58,017 | 195,562 | 253,579 | 559,900 | 446,655 | 1,039,572 | 2,046,127 | 147,204 | 791,946 | 939,150 |
| 2000 | 28,759 | 128,393 | 157,152 | 374,808 | 237,138 | 748,820 | 1,360,766 | 82,628 | 474,268 | 556,896 |
| 2001 | 81,666 | 157,196 | 238,862 | 396,340 | 233,205 | 673,431 | 1,302,976 | 134,574 | 595,294 | 729,868 |
| 2002 | 40,236 | 127,750 | 167,986 | 383,365 | 229,280 | 519,819 | 1,132,464 | 91,639 | 583,933 | 675,572 |
| 2003 | 37,618 | 92,735 | 130,353 | 301,657 | 180,804 | 643,729 | 1,126,190 | 78,771 | 477,048 | 555,819 |
| 2004 | 50,289 | 128,180 | 178,469 | 447,802 | 210,093 | 546,342 | 1,204,237 | 92,836 | 662,110 | 754,946 |
| 2005 | 53,455 | 149,328 | 202,783 | 452,896 | 265,252 | 772,420 | 1,490,568 | 106,901 | 587,036 | 693,937 |
| 2006 | 59,239 | 127,708 | 186,947 | 476,295 | 277,304 | 798,098 | 1,551,697 | 109,498 | 605,502 | 715,000 |
| 2007 | 82,724 | 182,954 | 265,678 | 445,250 | 246,862 | 740,211 | 1,432,323 | 103,331 | 759,114 | 862,445 |
| 2008 | 200,185 | 304,502 | 504,687 | 861,568 | 428,737 | 1,074,975 | 2,365,280 | 184,501 | 997,507 | 1,182,008 |
| 2009 | 167,186 | 237,569 | 404,755 | 708,409 | 418,456 | 1,279,442 | 2,406,307 | 209,684 | 853,143 | 1,062,827 |
| 2010 | 186,503 | 221,486 | 407,989 | 876,092 | 407,548 | 1,266,270 | 2,549,910 | 203,422 | 963,122 | 1,166,544 |
| 2011 | 121,673 | 145,499 | 267,172 | 685,604 | 372,699 | 1,174,038 | 2,232,341 | 147,645 | 829,034 | 976,679 |
| 2012 | 130,199 | 185,005 | 315,204 | 830,163 | 319,227 | 1,135,648 | 2,285,038 | 186,059 | 920,215 | 1,106,274 |
| 2013 | 114,869 | 172,310 | 287,179 | 609,808 | 327,688 | 1,046,787 | 1,984,283 | 121,826 | 607,752 | 729,578 |
| 2014 | 97,013 | 94,810 | 191,823 | 317,446 | 235,476 | 541,866 | 1,094,788 | 83,501 | 442,785 | 526,286 |
| 2015 | 35,066 | 47,874 | 82,940 | 140,365 | 92,557 | 306,876 | 539,798 | 38,476 | 155,225 | 193,701 |
| 2016 | 4,534 | 8,280 | 12,814 | 30,111 | 17,686 | 63,625 | 111,422 | 5,487 | 33,137 | 38,624 |
| 2017 | 3,166 | 6,232 | 9,398 | 20,284 | 13,600 | 45,497 | 79,381 | 3,418 | 19,553 | 22,971 |
| 2018 | 2,352 | 4,574 | 6,926 | 14,870 | 9,855 | 33,351 | 58,076 | 2,489 | 14,450 | 16,939 |
| 2019 | 3,501 | 6,740 | 10,241 | 21,844 | 14,547 | 48,677 | 85,068 | 3,696 | 20,660 | 24,356 |
| **2020** | **6,485** | **12,359** | **18,844** | **40,766** | **27,265** | **90,567** | **158,598** | **7,429** | **38,814** | **46,243** |
| 2021 | 20,547 | 9,592 | 30,138 | 79,102 | 39,131 | 104,925 | 223,157 | 53,916 | 115,773 | 169,689 |
| 2022 | 289 | 135 | 424 | 1,114 | 556 | 1,478 | 3,148 | 765 | 1,630 | 2,396 |
| 2023 | 289 | 135 | 424 | 1,114 | 559 | 1,478 | 3,151 | 768 | 1,630 | 2,399 |
| 2024 | 289 | 135 | 424 | 1,114 | 559 | 1,478 | 3,151 | 768 | 1,630 | 2,399 |
| 2025 | 289 | 135 | 424 | 1,114 | 559 | 1,478 | 3,151 | 768 | 1,630 | 2,399 |
| 2026 | 289 | 135 | 424 | 1,114 | 559 | 1,478 | 3,151 | 768 | 1,630 | 2,399 |
| 2027 | 289 | 135 | 424 | 1,114 | 559 | 1,478 | 3,151 | 768 | 1,630 | 2,399 |
| 2028 | 289 | 135 | 424 | 1,114 | 559 | 1,478 | 3,151 | 768 | 1,630 | 2,399 |
| 2029 | 289 | 135 | 424 | 1,114 | 559 | 1,478 | 3,151 | 768 | 1,630 | 2,399 |
| 2030 | 289 | 135 | 424 | 1,114 | 559 | 1,478 | 3,151 | 768 | 1,630 | 2,399 |
| 2031 | 289 | 135 | 424 | 1,114 | 559 | 1,478 | 3,151 | 768 | 1,630 | 2,399 |
| 2032 | 289 | 135 | 424 | 1,114 | 559 | 1,478 | 3,151 | 768 | 1,630 | 2,399 |
| 2033 | 289 | 135 | 424 | 1,114 | 559 | 1,478 | 3,151 | 768 | 1,630 | 2,399 |
| 2034 | 289 | 135 | 424 | 1,114 | 559 | 1,478 | 3,151 | 768 | 1,630 | 2,399 |
| 2035 | 289 | 135 | 424 | 1,114 | 559 | 1,478 | 3,151 | 768 | 1,630 | 2,399 |
| **TOTAL** | **2,680,303** | **4,978,733** | **7,659,036** | **16,388,588** | **11,800,979** | **39,720,653** | **67,910,220** | **2,453,557** | **13,063,488** | **15,517,045** |

[a] 1983 through 2018 changes are debt service only and do not include bond cover.

[b] 2009 through 2020 charges include Reid Gardner separation costs that are allocated to SWP water contractors based on theoretical energy use over the facility service life, 1983–2013.

[c] Costs allocated to contractors in 1989 through 2002 are reduced by credits for Off-Aqueduct Power Facility costs allocated to the pumping of non-SWP water.

## TABLE B-16B Minimum OMP&R Component of Transportation Charge for Each Contractor for Off-Aqueduct Power Facilities[a,b,c] (in dollars)

Sheet 2 of 4

| Calendar Year | SAN JOAQUIN VALLEY AREA | | | | | | | |
|---|---|---|---|---|---|---|---|---|
| | | | Kern | | | | | |
| | Dudley Ridge | Empire | Municipal and Industrial | Agricultural | Kings | Oak Flat | Tulare | Total |
| | [11] | [12] | [13] | [14] | [15] | [16] | [17] | [18] |
| 1971 | 0 | 0 | 0 | 0 | 0 | 0 | 0 | 0 |
| 1972 | 0 | 0 | 0 | 0 | 0 | 0 | 0 | 0 |
| 1973 | 0 | 0 | 0 | 0 | 0 | 0 | 0 | 0 |
| 1974 | 0 | 0 | 0 | 0 | 0 | 0 | 0 | 0 |
| 1975 | 0 | 0 | 0 | 0 | 0 | 0 | 0 | 0 |
| 1976 | 0 | 0 | 0 | 0 | 0 | 0 | 0 | 0 |
| 1977 | 0 | 0 | 0 | 0 | 0 | 0 | 0 | 0 |
| 1978 | 0 | 0 | 0 | 0 | 0 | 0 | 0 | 0 |
| 1979 | 0 | 0 | 0 | 0 | 0 | 0 | 0 | 0 |
| 1980 | 0 | 0 | 0 | 0 | 0 | 0 | 0 | 0 |
| 1981 | 0 | 0 | 0 | 0 | 0 | 0 | 0 | 0 |
| 1982 | 0 | 0 | 0 | 0 | 0 | 0 | 0 | 0 |
| 1983 | 159,191 | 0 | 34,366 | 2,964,185 | 13,174 | 9,673 | 3,733 | 3,184,322 |
| 1984 | 389,518 | 0 | 816,103 | 9,095,509 | 26,774 | 33,576 | 49,601 | 10,411,081 |
| 1985 | 527,952 | 59,322 | 1,053,957 | 11,978,046 | 38,810 | 42,297 | 1,253,257 | 14,953,641 |
| 1986 | 552,172 | 12,858 | 885,988 | 11,788,714 | 40,659 | 38,275 | 872,008 | 14,190,674 |
| 1987 | 450,941 | 24,936 | 1,192,388 | 10,448,063 | 39,134 | 37,538 | 911,938 | 13,104,938 |
| 1988 | 425,261 | 31,146 | 1,130,988 | 9,910,050 | 35,851 | 26,779 | 850,225 | 12,410,300 |
| 1989 | 331,852 | 17,226 | 607,908 | 7,400,983 | 22,959 | 24,306 | 754,007 | 9,159,241 |
| 1990 | 219,381 | 7,731 | 428,482 | 5,216,562 | 12,089 | 12,046 | 344,943 | 6,241,234 |
| 1991 | 13,048 | 3,111 | 570,942 | 146,276 | 0 | 1,354 | 30,685 | 765,416 |
| 1992 | 244,630 | 13,395 | 706,155 | 5,788,599 | 18,587 | 15,716 | 480,903 | 7,267,985 |
| 1993 | 471,706 | 25,543 | 1,202,455 | 11,405,212 | 37,276 | 36,803 | 1,159,908 | 14,338,903 |
| 1994 | 262,029 | 15,161 | 901,463 | 6,786,208 | 19,257 | 19,061 | 567,521 | 8,570,700 |
| 1995 | 626,214 | 16,830 | 1,486,494 | 12,489,555 | 41,275 | 36,377 | 1,051,178 | 15,747,923 |
| 1996 | 407,919 | 13,446 | 1,226,968 | 9,219,091 | 28,668 | 24,001 | 1,691,135 | 12,611,228 |
| 1997 | 423,144 | (6) | 794,476 | 7,471,645 | (31) | 22,025 | 137,304 | 8,848,557 |
| 1998 | 471,993 | 4,597 | 837,228 | 8,366,817 | 127 | 25,458 | 175,371 | 9,881,591 |
| 1999 | 360,554 | 19,182 | 874,948 | 7,723,883 | 24,159 | 20,065 | 1,749,925 | 10,772,716 |
| 2000 | 193,895 | 5,762 | 392,659 | 4,215,772 | 11,530 | 9,847 | 667,127 | 5,496,592 |
| 2001 | 200,485 | 6,563 | 113,854 | 2,948,087 | 7,528 | 11,821 | 287,409 | 3,575,747 |
| 2002 | 153,306 | 4,540 | 308,554 | 2,797,916 | 9,223 | 10,767 | 299,940 | 3,584,246 |
| 2003 | 125,188 | 3,901 | 301,142 | 2,626,386 | 10,030 | 7,904 | 287,531 | 3,362,082 |
| 2004 | 168,005 | 12,193 | 457,106 | 2,914,113 | 30,989 | 10,807 | 278,204 | 3,871,417 |
| 2005 | 315,142 | 14,807 | 358,007 | 5,609,958 | 76,490 | 11,047 | 540,681 | 6,926,132 |
| 2006 | 287,977 | 13,112 | 401,503 | 5,488,668 | 38,075 | 11,559 | 432,313 | 6,673,207 |
| 2007 | 189,684 | 8,758 | 242,253 | 3,662,405 | 24,280 | 10,224 | 365,975 | 4,503,579 |
| 2008 | 184,682 | 7,887 | 381,864 | 3,930,067 | 31,949 | 11,276 | 282,379 | 4,830,104 |
| 2009 | 181,200 | 8,817 | 63,082 | 4,518,839 | 28,827 | 11,595 | 314,621 | 5,126,981 |
| 2010 | 250,194 | 27,117 | 96,128 | 5,774,210 | 40,474 | 16,580 | 488,098 | 6,692,801 |
| 2011 | 362,592 | 11,506 | 290,168 | 7,797,111 | 39,939 | 11,233 | 338,448 | 8,850,997 |
| 2012 | 139,042 | 16,387 | 281,108 | 5,881,018 | 53,747 | 16,121 | 654,940 | 7,042,363 |
| 2013 | 174,617 | 9,247 | 247,481 | 4,100,710 | 25,730 | 11,818 | 300,486 | 4,870,089 |
| 2014 | 121,811 | 4,353 | 114,780 | 2,211,296 | 10,098 | 7,131 | 151,394 | 2,620,863 |
| 2015 | 57,355 | 2,365 | 89,264 | 1,214,150 | 5,119 | 3,182 | 93,155 | 1,464,590 |
| 2016 | 14,059 | 654 | 23,321 | 308,938 | 1,447 | 850 | 26,898 | 376,167 |
| 2017 | 11,439 | 483 | 19,972 | 241,980 | 1,103 | 687 | 21,598 | 297,262 |
| 2018 | 8,235 | 350 | 14,164 | 173,285 | 790 | 495 | 15,503 | 212,822 |
| 2019 | 12,217 | 522 | 21,683 | 258,385 | 1,186 | 732 | 23,335 | 318,060 |
| **2020** | **22,640** | **966** | **40,319** | **478,378** | **2,193** | **1,373** | **43,039** | **588,908** |
| 2021 | 18,611 | 1,173 | 63,374 | 438,258 | 3,713 | 1,520 | 34,191 | 560,839 |
| 2022 | 262 | 17 | 893 | 6,172 | 52 | 21 | 482 | 7,899 |
| 2023 | 262 | 17 | 892 | 6,172 | 52 | 21 | 482 | 7,898 |
| 2024 | 262 | 17 | 892 | 6,172 | 52 | 21 | 482 | 7,898 |
| 2025 | 262 | 17 | 892 | 6,172 | 52 | 21 | 482 | 7,898 |
| 2026 | 262 | 17 | 892 | 6,172 | 52 | 21 | 482 | 7,898 |
| 2027 | 262 | 17 | 892 | 6,172 | 52 | 21 | 482 | 7,898 |
| 2028 | 262 | 17 | 892 | 6,172 | 52 | 21 | 482 | 7,898 |
| 2029 | 262 | 17 | 892 | 6,172 | 52 | 21 | 482 | 7,898 |
| 2030 | 262 | 17 | 892 | 6,172 | 52 | 21 | 482 | 7,898 |
| 2031 | 262 | 17 | 892 | 6,172 | 52 | 21 | 482 | 7,898 |
| 2032 | 262 | 17 | 892 | 6,172 | 52 | 21 | 482 | 7,898 |
| 2033 | 262 | 17 | 892 | 6,172 | 52 | 21 | 482 | 7,898 |
| 2034 | 262 | 17 | 892 | 6,172 | 52 | 21 | 482 | 7,898 |
| 2035 | 262 | 17 | 892 | 6,172 | 52 | 21 | 482 | 7,898 |
| **TOTAL** | **9,533,550** | **426,172** | **19,085,589** | **205,875,735** | **853,960** | **604,218** | **18,037,648** | **254,416,873** |

[a] 1983 through 2018 charges are debt service only and do not include bond cover.

[b] 2009 through 2020 charges include Reid Gardner separation costs that are allocated to SWP water contractors based on theoretical energy use over the facility service life, 1983–2013.

[c] Costs allocated to contractors in 1989 through 2002 are reduced by credits for Off-Aqueduct Power Facility costs allocated to the pumping of non-SWP water.

## TABLE B-16B Minimum OMP&R Component of Transportation Charge for Each Contractor for Off-Aqueduct Power Facilities[a,b,c] (in dollars)

Sheet 3 of 4

| Calendar Year | SOUTHERN CALIFORNIA AREA | | | | | | | | | |
|---|---|---|---|---|---|---|---|---|---|---|
| | AVEK | Coachella | Crestline | Desert | Littlerock | Mojave | Palmdale | San Bernardino | San Gabriel | San Gorgonio |
| | [19] | [20] | [21] | [22] | [23] | [24] | [25] | [26] | [27] | [28] |
| 1971 | 0 | 0 | 0 | 0 | 0 | 0 | 0 | 0 | 0 | 0 |
| 1972 | 0 | 0 | 0 | 0 | 0 | 0 | 0 | 0 | 0 | 0 |
| 1973 | 0 | 0 | 0 | 0 | 0 | 0 | 0 | 0 | 0 | 0 |
| 1974 | 0 | 0 | 0 | 0 | 0 | 0 | 0 | 0 | 0 | 0 |
| 1975 | 0 | 0 | 0 | 0 | 0 | 0 | 0 | 0 | 0 | 0 |
| 1976 | 0 | 0 | 0 | 0 | 0 | 0 | 0 | 0 | 0 | 0 |
| 1977 | 0 | 0 | 0 | 0 | 0 | 0 | 0 | 0 | 0 | 0 |
| 1978 | 0 | 0 | 0 | 0 | 0 | 0 | 0 | 0 | 0 | 0 |
| 1979 | 0 | 0 | 0 | 0 | 0 | 0 | 0 | 0 | 0 | 0 |
| 1980 | 0 | 0 | 0 | 0 | 0 | 0 | 0 | 0 | 0 | 0 |
| 1981 | 0 | 0 | 0 | 0 | 0 | 0 | 0 | 0 | 0 | 0 |
| 1982 | 0 | 0 | 0 | 0 | 0 | 0 | 0 | 0 | 0 | 0 |
| 1983 | 1,083,881 | 565,798 | 35,432 | 894,572 | 1,250 | 0 | 0 | 233,134 | 28,548 | 0 |
| 1984 | 2,499,848 | 1,427,428 | 102,114 | 2,263,172 | 77 | 0 | 0 | 502,967 | 693,074 | 0 |
| 1985 | 3,749,257 | 2,032,672 | 170,137 | 3,230,451 | 0 | 0 | 157,601 | 884,188 | 601,583 | 0 |
| 1986 | 3,159,857 | 2,097,408 | 173,460 | 3,340,188 | 15,873 | 0 | 301,486 | 739,563 | 1,088,901 | 0 |
| 1987 | 3,167,759 | 1,991,841 | 190,149 | 3,230,424 | 95,994 | 1,786 | 258,719 | 1,951,799 | 1,091,691 | 0 |
| 1988 | 2,688,113 | 1,940,156 | 187,156 | 3,194,137 | 30,395 | 846 | 126,639 | 2,000,664 | 839,774 | 0 |
| 1989 | 2,357,669 | 1,326,863 | 132,076 | 2,218,516 | 50,948 | 13,206 | 493,424 | 1,257,332 | 792,087 | 0 |
| 1990 | 2,528,625 | 1,463,452 | 115,746 | 2,413,745 | 110,678 | 0 | 545,342 | 1,192,997 | 1,054,762 | 0 |
| 1991 | 1,048,414 | 1,022,405 | 125,256 | 1,686,304 | 65,111 | 473,291 | 488,207 | 540,119 | 796,531 | 0 |
| 1992 | 2,760,199 | 1,124,775 | 55,985 | 1,855,065 | 22,891 | 1,130,876 | 367,996 | 362,232 | 853,047 | 0 |
| 1993 | 3,559,487 | 2,256,338 | 29,498 | 3,721,492 | 60,615 | 1,101,799 | 640,919 | 425,969 | 1,406,255 | 0 |
| 1994 | 3,963,982 | 1,345,145 | 74,879 | 2,218,411 | 88,549 | 1,371,116 | 678,876 | 871,358 | 1,452,741 | 0 |
| 1995 | 4,324,009 | 2,498,462 | 44,237 | 4,120,837 | 43,892 | 881,146 | 636,541 | 75,278 | 1,397,623 | 0 |
| 1996 | 3,572,856 | 4,652,945 | 77,384 | 7,674,388 | 31,691 | 760,763 | 723,670 | 458,246 | 1,201,941 | 0 |
| 1997 | 3,411,379 | 4,294,703 | 42,135 | 4,319,206 | 24,319 | 891,191 | 648,652 | 625,340 | 1,175,556 | 0 |
| 1998 | 3,977,988 | 7,554,910 | 16,624 | 6,174,031 | 30,365 | 508,248 | 657,806 | 166,952 | 827,650 | 0 |
| 1999 | 3,696,973 | 3,195,685 | 71,662 | 3,678,076 | 18,305 | 501,486 | 710,674 | 815,001 | 1,375,575 | 0 |
| 2000 | 2,372,130 | 1,420,806 | 40,083 | 1,954,947 | 0 | 374,972 | 257,146 | 617,664 | 508,258 | 0 |
| 2001 | 2,680,895 | 460,256 | 53,460 | 759,169 | 0 | 213,385 | 445,872 | 1,339,699 | 119,363 | 0 |
| 2002 | 1,668,457 | 567,521 | 74,145 | 936,215 | 0 | 140,035 | 529,674 | 2,414,011 | 841,746 | 0 |
| 2003 | 1,445,146 | 411,258 | 44,506 | 678,236 | 0 | 405,376 | 277,984 | 780,631 | 624,561 | 3,303 |
| 2004 | 1,813,317 | 554,874 | 71,974 | 760,283 | 0 | 465,965 | 368,929 | 2,072,770 | 449,963 | 44,648 |
| 2005 | 2,047,638 | 1,721,141 | 32,667 | 1,987,091 | 0 | 542,366 | 400,828 | 1,568,493 | 566,063 | 41,448 |
| 2006 | 2,845,985 | 5,071,235 | 26,843 | 2,093,821 | 0 | 1,417,777 | 442,278 | 1,533,665 | 681,916 | 265,078 |
| 2007 | 2,990,954 | 3,225,680 | 77,880 | 1,331,802 | 0 | 2,023,088 | 710,515 | 2,639,102 | 177,256 | 248,328 |
| 2008 | 3,547,772 | 4,059,802 | 74,029 | 2,237,582 | 1,845 | 2,200,333 | 1,052,126 | 3,410,480 | 629,597 | 616,986 |
| 2009 | 3,350,539 | 4,067,070 | 79,671 | 1,633,327 | 3,263 | 2,559,670 | 1,152,062 | 3,948,007 | 1,025,723 | 819,589 |
| 2010 | 4,321,133 | 7,385,867 | 31,714 | 2,730,993 | 177 | 3,304,241 | 810,142 | 4,668,858 | 1,673,291 | 1,048,807 |
| 2011 | 4,952,954 | 5,605,548 | 13,018 | 2,290,872 | 407 | 309,065 | 551,068 | 2,185,513 | 1,468,910 | 954,501 |
| 2012 | 5,401,397 | 8,864,502 | 48,852 | 3,451,280 | 495 | 848,848 | 1,072,349 | 7,388,666 | 1,677,958 | 1,225,982 |
| 2013 | 2,563,236 | 3,520,765 | 77,123 | 1,425,559 | 3,270 | 475,946 | 512,798 | 1,986,377 | 591,150 | 679,437 |
| 2014 | 1,148,978 | 1,021,712 | 56,389 | 644,953 | 3,804 | 273,011 | 348,413 | 787,781 | 231,637 | 284,110 |
| 2015 | 530,003 | 828,767 | 25,589 | 460,870 | 2,214 | 205,015 | 131,952 | 568,141 | 185,603 | 90,577 |
| 2016 | 153,406 | 165,508 | 3,945 | 121,267 | 746 | 46,118 | 29,017 | 118,424 | 48,184 | 18,721 |
| 2017 | 119,205 | 110,299 | 2,891 | 95,545 | 657 | 29,311 | 20,939 | 70,192 | 34,110 | 8,651 |
| 2018 | 85,787 | 85,403 | 2,103 | 70,397 | 469 | 20,362 | 15,188 | 51,026 | 24,861 | 6,848 |
| 2019 | 127,501 | 117,165 | 3,166 | 101,810 | 705 | 30,899 | 22,593 | 75,136 | 36,736 | 9,297 |
| **2020** | **238,619** | **221,414** | **6,022** | **190,956** | **1,307** | **58,724** | **42,420** | **139,256** | **67,928** | **17,127** |
| 2021 | 509,958 | 566,822 | 23,763 | 228,408 | 0 | 205,055 | 112,824 | 420,353 | 117,994 | 104,876 |
| 2022 | 7,182 | 7,983 | 335 | 3,217 | 0 | 2,888 | 1,589 | 5,920 | 1,662 | 1,477 |
| 2023 | 7,183 | 7,982 | 335 | 3,217 | 0 | 2,888 | 1,589 | 5,920 | 1,662 | 1,477 |
| 2024 | 7,183 | 7,982 | 335 | 3,217 | 0 | 2,888 | 1,589 | 5,920 | 1,662 | 1,477 |
| 2025 | 7,183 | 7,982 | 335 | 3,217 | 0 | 2,888 | 1,589 | 5,920 | 1,662 | 1,477 |
| 2026 | 7,183 | 7,982 | 335 | 3,217 | 0 | 2,888 | 1,589 | 5,920 | 1,662 | 1,477 |
| 2027 | 7,183 | 7,982 | 335 | 3,217 | 0 | 2,888 | 1,589 | 5,920 | 1,662 | 1,477 |
| 2028 | 7,183 | 7,982 | 335 | 3,217 | 0 | 2,888 | 1,589 | 5,920 | 1,662 | 1,477 |
| 2029 | 7,183 | 7,982 | 335 | 3,217 | 0 | 2,888 | 1,589 | 5,920 | 1,662 | 1,477 |
| 2030 | 7,183 | 7,982 | 335 | 3,217 | 0 | 2,888 | 1,589 | 5,920 | 1,662 | 1,477 |
| 2031 | 7,183 | 7,982 | 335 | 3,217 | 0 | 2,888 | 1,589 | 5,920 | 1,662 | 1,477 |
| 2032 | 7,183 | 7,982 | 335 | 3,217 | 0 | 2,888 | 1,589 | 5,920 | 1,662 | 1,477 |
| 2033 | 7,183 | 7,982 | 335 | 3,217 | 0 | 2,888 | 1,589 | 5,920 | 1,662 | 1,477 |
| 2034 | 7,183 | 7,982 | 335 | 3,217 | 0 | 2,888 | 1,589 | 5,920 | 1,662 | 1,477 |
| 2035 | 7,183 | 7,982 | 335 | 3,217 | 0 | 2,888 | 1,589 | 5,920 | 1,662 | 1,477 |
| **TOTAL** | **96,565,861** | **90,956,155** | **2,518,448** | **82,463,432** | **710,312** | **23,825,745** | **16,765,913** | **51,970,262** | **28,483,411** | **6,508,992** |

[a] 1983 through 2018 charges are debt service only and do not include bond cover.

[b] 2009 through 2020 charges include Reid Gardner separation costs that are allocated to SWP water contractors based on theoretical energy use over the facility service life, 1983–2013.

[c] Costs allocated to contractors in 1989 through 2002 are reduced by credits for Off-Aqueduct Power Facility costs allocated to the pumping of non-SWP water.

## TABLE B-16B Minimum OMP&R Component of Transportation Charge for Each Contractor for Off-Aqueduct Power Facilities[a,b,c] (in dollars)

Sheet 4 of 4

| Calendar Year | SOUTHERN CALIFORNIA AREA (continued) | | | | FEATHER RIVER AREA | | | | |
|---|---|---|---|---|---|---|---|---|---|
| | Santa Clarita[d] | Metropolitan | Ventura | Total | Yuba City | Butte | Plumas | Total | Total State Water Project[c] |
| | [29] | [30] | [31] | [32] | [33] | [34] | [35] | [36] | [37] |
| 1971 | 0 | 0 | 0 | 0 | 0 | 0 | 0 | 0 | 0 |
| 1972 | 0 | 0 | 0 | 0 | 0 | 0 | 0 | 0 | 0 |
| 1973 | 0 | 0 | 0 | 0 | 0 | 0 | 0 | 0 | 0 |
| 1974 | 0 | 0 | 0 | 0 | 0 | 0 | 0 | 0 | 0 |
| 1975 | 0 | 0 | 0 | 0 | 0 | 0 | 0 | 0 | 0 |
| 1976 | 0 | 0 | 0 | 0 | 0 | 0 | 0 | 0 | 0 |
| 1977 | 0 | 0 | 0 | 0 | 0 | 0 | 0 | 0 | 0 |
| 1978 | 0 | 0 | 0 | 0 | 0 | 0 | 0 | 0 | 0 |
| 1979 | 0 | 0 | 0 | 0 | 0 | 0 | 0 | 0 | 0 |
| 1980 | 0 | 0 | 0 | 0 | 0 | 0 | 0 | 0 | 0 |
| 1981 | 0 | 0 | 0 | 0 | 0 | 0 | 0 | 0 | 0 |
| 1982 | 0 | 0 | 0 | 0 | 0 | 0 | 0 | 0 | 0 |
| 1983 | 411,247 | 12,791,358 | 0 | 16,045,220 | 0 | 0 | 0 | 0 | 20,182,468 |
| 1984 | 1,122,640 | 39,229,567 | 0 | 47,840,887 | 0 | 0 | 0 | 0 | 60,556,781 |
| 1985 | 1,572,025 | 77,446,523 | 0 | 89,844,437 | 0 | 0 | 0 | 0 | 108,590,343 |
| 1986 | 1,694,487 | 77,581,287 | 0 | 90,192,510 | 0 | 0 | 0 | 0 | 107,702,921 |
| 1987 | 1,694,698 | 68,939,195 | 0 | 82,614,055 | 0 | 0 | 0 | 0 | 99,411,597 |
| 1988 | 1,776,471 | 79,936,309 | 0 | 92,720,660 | 0 | 0 | 0 | 0 | 108,898,833 |
| 1989 | 1,348,806 | 68,311,546 | 0 | 78,302,473 | 0 | 0 | 0 | 0 | 89,857,307 |
| 1990 | 1,335,341 | 83,964,409 | 277,885 | 95,002,982 | 0 | 0 | 0 | 0 | 104,000,038 |
| 1991 | 531,160 | 54,214,229 | 132,209 | 61,123,236 | 0 | 0 | 0 | 0 | 64,233,890 |
| 1992 | 1,548,472 | 72,401,054 | 0 | 82,482,592 | 0 | 0 | 0 | 0 | 92,173,695 |
| 1993 | 1,332,392 | 55,312,615 | 0 | 69,847,379 | 0 | 0 | 0 | 0 | 87,174,348 |
| 1994 | 1,450,328 | 72,838,621 | 0 | 86,354,006 | 0 | 0 | 0 | 0 | 97,722,979 |
| 1995 | 1,901,361 | 40,862,813 | 0 | 56,786,199 | 0 | 0 | 0 | 0 | 74,988,898 |
| 1996 | 1,507,542 | 36,536,259 | 401 | 57,198,086 | 0 | 0 | 0 | 0 | 71,940,675 |
| 1997 | 1,468,949 | 37,121,379 | 108,559 | 54,131,368 | 0 | 0 | 0 | 0 | 65,536,671 |
| 1998 | 1,599,394 | 30,341,609 | 149,170 | 52,004,747 | 0 | 0 | 0 | 0 | 65,310,733 |
| 1999 | 1,694,851 | 42,257,580 | 106,226 | 58,122,094 | 0 | 0 | 0 | 0 | 72,133,666 |
| 2000 | 994,396 | 43,977,877 | 123,318 | 52,641,597 | 0 | 0 | 0 | 0 | 60,213,003 |
| 2001 | 1,418,179 | 49,405,276 | 84,868 | 56,980,422 | 0 | 0 | 0 | 0 | 62,827,875 |
| 2002 | 1,384,832 | 45,412,974 | 153,549 | 54,123,159 | 0 | 0 | 0 | 0 | 59,683,427 |
| 2003 | 1,353,956 | 41,917,356 | 129,134 | 48,071,447 | 0 | 0 | 0 | 0 | 53,245,891 |
| 2004 | 1,677,090 | 58,676,035 | 170,851 | 67,126,699 | 0 | 0 | 0 | 0 | 73,135,768 |
| 2005 | 1,443,555 | 56,220,579 | 61,131 | 66,633,000 | 0 | 0 | 0 | 0 | 75,946,420 |
| 2006 | 1,617,750 | 60,701,335 | 70,268 | 76,767,951 | 0 | 0 | 0 | 0 | 85,894,802 |
| 2007 | 1,864,667 | 61,354,857 | 119,861 | 76,763,990 | 0 | 0 | 0 | 0 | 83,828,015 |
| 2008 | 3,303,503 | 72,144,765 | 300,729 | 93,579,549 | 0 | 0 | 0 | 0 | 102,461,628 |
| 2009 | 3,010,931 | 71,530,603 | 313,357 | 93,493,812 | 0 | 0 | 0 | 0 | 102,494,682 |
| 2010 | 2,663,067 | 88,263,837 | 322,003 | 117,224,130 | 0 | 0 | 0 | 0 | 128,041,374 |
| 2011 | 1,811,301 | 80,381,761 | 225,564 | 100,750,482 | 0 | 0 | 0 | 0 | 113,077,671 |
| 2012 | 2,619,529 | 78,031,475 | 299,385 | 110,930,718 | 0 | 0 | 0 | 0 | 121,679,597 |
| 2013 | 2,266,914 | 49,351,291 | 144,019 | 63,597,885 | 0 | 0 | 0 | 0 | 71,469,014 |
| 2014 | 1,191,895 | 24,242,063 | 30,070 | 30,264,816 | 0 | 0 | 0 | 0 | 34,698,576 |
| 2015 | 545,173 | 14,384,861 | 27,465 | 17,986,230 | 0 | 0 | 0 | 0 | 20,267,259 |
| 2016 | 94,339 | 3,266,601 | 7,114 | 4,073,390 | 0 | 0 | 0 | 0 | 4,612,417 |
| 2017 | 68,403 | 2,367,279 | 5,183 | 2,932,665 | 0 | 0 | 0 | 0 | 3,341,677 |
| 2018 | 50,106 | 1,692,358 | 3,406 | 2,108,314 | 0 | 0 | 0 | 0 | 2,403,077 |
| 2019 | 73,831 | 2,537,313 | 6,308 | 3,142,460 | 0 | 0 | 0 | 0 | 3,580,185 |
| **2020** | **137,685** | **4,705,508** | **10,441** | **5,837,407** | **0** | **0** | **0** | **0** | **6,650,000** |
| 2021 | 343,515 | 6,958,287 | 74,321 | 9,666,176 | 0 | 0 | 0 | 0 | 10,650,000 |
| 2022 | 4,838 | 97,997 | 1,047 | 136,134 | 0 | 0 | 0 | 0 | 150,000 |
| 2023 | 4,838 | 97,992 | 1,047 | 136,128 | 0 | 0 | 0 | 0 | 150,000 |
| 2024 | 4,838 | 97,992 | 1,047 | 136,128 | 0 | 0 | 0 | 0 | 150,000 |
| 2025 | 4,838 | 97,992 | 1,047 | 136,128 | 0 | 0 | 0 | 0 | 150,000 |
| 2026 | 4,838 | 97,992 | 1,047 | 136,128 | 0 | 0 | 0 | 0 | 150,000 |
| 2027 | 4,838 | 97,992 | 1,047 | 136,128 | 0 | 0 | 0 | 0 | 150,000 |
| 2028 | 4,838 | 97,992 | 1,047 | 136,128 | 0 | 0 | 0 | 0 | 150,000 |
| 2029 | 4,838 | 97,992 | 1,047 | 136,128 | 0 | 0 | 0 | 0 | 150,000 |
| 2030 | 4,838 | 97,992 | 1,047 | 136,128 | 0 | 0 | 0 | 0 | 150,000 |
| 2031 | 4,838 | 97,992 | 1,047 | 136,128 | 0 | 0 | 0 | 0 | 150,000 |
| 2032 | 4,838 | 97,992 | 1,047 | 136,128 | 0 | 0 | 0 | 0 | 150,000 |
| 2033 | 4,838 | 97,992 | 1,047 | 136,128 | 0 | 0 | 0 | 0 | 150,000 |
| 2034 | 4,838 | 97,992 | 1,047 | 136,128 | 0 | 0 | 0 | 0 | 150,000 |
| 2035 | 4,838 | 97,992 | 1,047 | 136,128 | 0 | 0 | 0 | 0 | 150,000 |
| **TOTAL** | **53,992,508** | **1,868,982,541** | **3,471,448** | **2,327,215,028** | **0** | **0** | **0** | **0** | **2,672,718,201** |

[a] 1983 through 2018 charges are debt service only and do not include bond cover.

[b] 2009 through 2020 charges include Reid Gardner separation costs that are allocated to SWP water contractors based on theoretical energy use over the facility service life, 1983–2013.

[c] Costs allocated to contractors in 1989 through 2002 are reduced by credits for Off-Aqueduct Power Facility costs allocated to the pumping of non-SWP water.

[d] Castaic Lake Water Agency's SWP Water Supply Contract was transferred to Santa Clarita Valley Water Agency effective November 2, 2018.

## TABLE B-17 Unit Variable OMP&R Component of Transportation Charge (in dollars per acre-foot)



| | NORTH BAY AQUEDUCT | | | | | | SOUTH BAY AQUEDUCT | | CALIFORNIA AQUEDUCT | |
|---|---|---|---|---|---|---|---|---|---|---|
| | Reach 1 | | Reach 3A | | Reach 3B | | Reach 1 | | Reach 1 | |
| | Barker Slough Pumping Plant | | Cordelia Pumping Plant Solano | | Cordelia Pumping Plant Napa[a] | | South Bay and Del Valle Pumping Plants[b] | | Banks Pumping Plant | |
| Calendar Year | Unit Rate | Cumulative Unit Rate | Unit Rate | Cumulative Unit Rate | Unit Rate | Cumulative Unit Rate | Unit Rate | Cumulative Unit Rate | Unit Rate | Cumulative Unit Rate |
| | [1] | [2] | [3] | [4] | [5] | [6] | [7] | [8] | [9] | [10] |
| 1961 | 0 | 0 | 0 | 0 | 0 | 0 | 0 | 0 | 0 | 0 |
| 1962 | 0 | 0 | 0 | 0 | 0 | 0 | 4.1511341 | 4.1511341 | 0 | 0 |
| 1963 | 0 | 0 | 0 | 0 | 0 | 0 | 4.5639383 | 4.5639383 | 0 | 0 |
| 1964 | 0 | 0 | 0 | 0 | 0 | 0 | 3.5452154 | 3.5452154 | 0 | 0 |
| 1965 | 0 | 0 | 0 | 0 | 0 | 0 | 4.1911773 | 4.1911773 | 0 | 0 |
| 1966 | 0 | 0 | 0 | 0 | 0 | 0 | 3.5074573 | 3.5074573 | 0 | 0 |
| 1967 | 0 | 0 | 0 | 0 | 0 | 0 | 3.9306767 | 4.1752198 | 0.2445431 | 0.2445431 |
| 1968 | 0 | 0 | 0 | 0 | 5.7570017 | 5.7570017 | 3.3315620 | 4.8750942 | 1.5435322 | 1.5435322 |
| 1969 | 0 | 0 | 0 | 0 | 3.1823595 | 3.1823595 | 3.6949019 | 4.8016170 | 1.1067151 | 1.1067151 |
| 1970 | 0 | 0 | 0 | 0 | 3.7584301 | 3.7584301 | 4.4256141 | 5.3721490 | 0.9465349 | 0.9465349 |
| 1971 | 0 | 0 | 0 | 0 | 4.2082507 | 4.2082507 | 3.8714396 | 4.7522833 | 0.8808437 | 0.8808437 |
| 1972 | 0 | 0 | 0 | 0 | 3.9577735 | 3.9577735 | 4.3250690 | 5.2281686 | 0.9030996 | 0.9030996 |
| 1973 | 0 | 0 | 0 | 0 | 3.8103903 | 3.8103903 | 5.2455409 | 6.1841801 | 0.9386391 | 0.9386391 |
| 1974 | 0 | 0 | 0 | 0 | 3.5878850 | 3.5878850 | 6.3321503 | 7.2293909 | 0.8972406 | 0.8972406 |
| 1975 | 0 | 0 | 0 | 0 | 2.1606725 | 2.1606725 | 3.7365711 | 4.8327731 | 1.0962020 | 1.0962020 |
| 1976 | 0 | 0 | 0 | 0 | 2.9283909 | 2.9283909 | 4.5191527 | 5.7132795 | 1.1941268 | 1.1941268 |
| 1977 | 0 | 0 | 0 | 0 | 2.7516411 | 2.7516411 | 4.7630172 | 6.5309908 | 1.7679736 | 1.7679736 |
| 1978 | 0 | 0 | 0 | 0 | 3.5949619 | 3.5949619 | 5.2086183 | 6.8200210 | 1.6114026 | 1.6114026 |
| 1979 | 0 | 0 | 0 | 0 | 2.4747752 | 2.4747752 | 4.9524184 | 7.0944849 | 2.1420665 | 2.1420665 |
| 1980 | 0 | 0 | 0 | 0 | 2.9737588 | 2.9737588 | 4.5186576 | 5.8810391 | 1.3623815 | 1.3623815 |
| 1981 | 0 | 0 | 0 | 0 | 2.6488168 | 2.6488168 | 4.3834851 | 6.4541818 | 2.0706967 | 2.0706967 |
| 1982 | 0 | 0 | 0 | 0 | 10.0222589 | 10.0222589 | 5.6383622 | 7.4005197 | 1.7621575 | 1.7621575 |
| 1983 | 0 | 0 | 0 | 0 | 1.0240490 | 1.0240490 | 0.8686401 | 1.7143948 | 0.8457546 | 0.8457546 |
| 1984 | 0 | 0 | 0 | 0 | 1.6496750 | 1.6496750 | 2.7674018 | 3.9368186 | 1.1694168 | 1.1694168 |
| 1985 | 0 | 0 | 0 | 0 | 2.5224065 | 2.5224065 | 3.6942206 | 5.2987621 | 1.6045415 | 1.6045415 |
| 1986 | 0 | 0 | 0 | 0 | 4.4049446 | 4.4049446 | 7.2799222 | 10.5919298 | 3.3120077 | 3.3120077 |
| 1987 | 0 | 0 | 0 | 0 | 3.5386715 | 3.5386715 | 6.4837861 | 9.2276309 | 2.7438448 | 2.7438448 |
| 1988 | 1.1782643 | 1.1782643 | 0 | 1.1782643 | 4.4547478 | 5.6330121 | 6.1750026 | 8.8623074 | 2.6873049 | 2.6873049 |
| 1989 | 1.2715449 | 1.2715449 | 2.5423866 | 3.8139316 | 4.2807103 | 5.5522552 | 8.1617218 | 11.6840191 | 3.5222973 | 3.5222973 |
| 1990 | 2.0026083 | 2.0026083 | 4.2324041 | 6.2350124 | 5.8753602 | 7.8779685 | 11.7200790 | 15.8516543 | 4.1315753 | 4.1315753 |
| 1991 | 1.2486830 | 1.2486830 | 2.6246433 | 3.8733263 | 3.8057971 | 5.0544801 | 7.5402615 | 11.2354099 | 3.6951485 | 3.6951485 |
| 1992 | 0.7094386 | 0.7094386 | 1.4175705 | 2.1270091 | 2.3509123 | 3.0603509 | 4.0600958 | 6.3925272 | 2.3324315 | 2.3324315 |
| 1993 | -0.3464574 | -0.3464574 | -0.6048649 | -0.9513223 | -1.0200530 | -1.3665104 | -1.4929934 | -1.2571378 | 0.2358556 | 0.2358556 |
| 1994 | 1.4600287 | 1.4600287 | 2.6570107 | 4.1170394 | 4.2975560 | 5.7575847 | 7.9510779 | 11.2405895 | 3.2895116 | 3.2895116 |
| 1995 | 0.7544766 | 0.7544766 | 1.2974265 | 2.0519031 | 2.2753763 | 3.0298529 | 3.2312761 | 5.2610469 | 2.0297708 | 2.0297708 |
| 1996 | 1.6427835 | 1.6427835 | 2.7704025 | 4.4131859 | 4.7993051 | 6.4420886 | 8.0186492 | 11.3633990 | 3.3447498 | 3.3447498 |
| 1997 | 1.7801484 | 1.7801484 | 3.0246843 | 4.8048327 | 5.0575904 | 6.8377388 | 9.6521246 | 12.6148370 | 2.9627125 | 2.9627125 |
| 1998 | -0.3253238 | -0.3253238 | -0.5570754 | -0.8823992 | -0.9104311 | -1.2357549 | -1.8866894 | -1.7684350 | 0.1182544 | 0.1182544 |
| 1999 | 0.8136316 | 0.8136316 | 1.3344157 | 2.1480473 | 2.2476094 | 3.0612409 | 4.1251508 | 6.5396327 | 2.4144819 | 2.4144819 |
| 2000 | 1.3866159 | 1.3866159 | 1.9633803 | 3.3499962 | 3.0210750 | 4.4076910 | 6.3105300 | 8.6058809 | 2.2953510 | 2.2953510 |
| 2001 | 8.1191305 | 8.1191305 | 12.5398434 | 20.6589739 | 22.6630508 | 30.7821813 | 42.1952424 | 54.9383080 | 12.7430656 | 12.7430656 |
| 2002 | 4.1919307 | 4.1919307 | 5.3026984 | 9.4946291 | 8.9411156 | 13.1330463 | 18.1280636 | 24.2060285 | 6.0779649 | 6.0779649 |
| 2003 | 4.3522704 | 4.3522704 | 7.0890449 | 11.4413153 | 12.8010554 | 17.1533258 | 19.2857696 | 26.0112488 | 6.7254792 | 6.7254792 |
| 2004 | 4.9185632 | 4.9185632 | 6.4207890 | 11.3393522 | 12.6192952 | 17.5378585 | 19.8727176 | 27.1452671 | 7.2725495 | 7.2725495 |
| 2005 | 6.2706237 | 6.2706237 | 7.7072771 | 13.9779008 | 18.6144338 | 24.8850574 | 25.9514011 | 34.0659018 | 8.1145007 | 8.1145007 |
| 2006 | 5.4399330 | 5.4399330 | 6.2619983 | 11.7019313 | 18.2806670 | 23.7206000 | 22.8767223 | 29.6914075 | 6.8146852 | 6.8146852 |
| 2007 | 7.7565132 | 7.7565132 | 8.2044767 | 15.9609899 | 22.7899406 | 30.5464538 | 31.6225798 | 40.8497250 | 9.2271452 | 9.2271452 |
| 2008 | 7.7708559 | 7.7708559 | 10.0844978 | 17.8553537 | 22.0071841 | 29.7780400 | 28.6363166 | 40.9963648 | 12.3600482 | 12.3600482 |
| 2009 | 5.2290168 | 5.2290168 | 6.6735365 | 11.9025533 | 14.3310381 | 19.5600549 | 21.2121498 | 27.1242016 | 5.9120518 | 5.9120518 |
| 2010 | 6.0239636 | 6.0239636 | 8.7796035 | 14.8035672 | 16.7617771 | 22.7857407 | 24.7880488 | 34.2224840 | 9.4344352 | 9.4344352 |
| 2011 | 6.8696533 | 6.8696533 | 9.0284149 | 15.8980682 | 20.2247175 | 27.0943708 | 29.9210149 | 40.7362625 | 10.8152476 | 10.8152476 |
| 2012 | 6.7320130 | 6.7320130 | 9.2934146 | 16.0254276 | 18.7001947 | 25.4322078 | 30.5390134 | 40.7480817 | 10.2090683 | 10.2090683 |
| 2013 | 9.0104997 | 9.0104997 | 10.7347361 | 19.7452359 | 25.8940728 | 34.9045725 | 36.6123970 | 49.7074969 | 13.0950999 | 13.0950999 |
| 2014 | 10.7466687 | 10.7466687 | 15.0610634 | 25.8077321 | 31.7752404 | 42.5219091 | 45.4016678 | 65.0875117 | 19.6858439 | 19.6858439 |
| 2015 | 11.1306471 | 11.1306471 | 15.6384394 | 26.7690865 | 32.2957190 | 43.4263661 | 47.7642146 | 68.1643571 | 20.4001425 | 20.4001425 |
| 2016 | 8.5153491 | 8.5153491 | 12.3658806 | 20.8812297 | 28.6872371 | 37.2025862 | 36.8630433 | 52.1383165 | 15.2752733 | 15.2752733 |
| 2017 | 8.1424160 | 8.1424160 | 12.7512055 | 20.8936215 | 22.6878600 | 30.8302760 | 43.2340181 | 56.8766680 | 13.6426498 | 13.6426498 |
| 2018 | 10.6281398 | 10.6281398 | 15.8324935 | 26.4606333 | 26.9798525 | 37.6079923 | 40.6655564 | 56.6835619 | 16.0180055 | 16.0180055 |
| 2019 | 9.6142241 | 9.6142241 | 10.6092231 | 20.2234472 | 24.2890878 | 33.9033118 | 45.4568888 | 58.7302332 | 13.2733444 | 13.2733444 |
| **2020** | **10.7544666** | **10.7544666** | **0.0000000** | **10.7544666** | **27.1737084** | **37.9281750** | **44.7704374** | **60.3879426** | **15.6175053** | **15.6175053** |
| 2021 | 11.0951214 | 11.0951214 | 0.0000000 | 11.0951214 | 28.0343858 | 39.1295072 | 44.9886965 | 61.0280388 | 16.0393423 | 16.0393423 |
| 2022 | 11.9319167 | 11.9319167 | 0.0000000 | 11.9319167 | 20.6841561 | 32.6160729 | 41.6077388 | 60.4820899 | 18.8743511 | 18.8743511 |
| 2023 | 11.9615134 | 11.9615134 | 0.0000000 | 11.9615134 | 20.7354765 | 32.6969899 | 41.7120296 | 55.5363039 | 13.8242743 | 13.8242743 |
| 2024 | 11.9607329 | 11.9607329 | 0.0000000 | 11.9607329 | 20.7340987 | 32.6948316 | 41.7092715 | 56.1900937 | 14.4808222 | 14.4808222 |
| 2025 | 11.9634215 | 11.9634215 | 0.0000000 | 11.9634215 | 20.7388060 | 32.7022275 | 41.7186599 | 57.5137327 | 15.7950727 | 15.7950727 |
| 2026 | 11.9607546 | 11.9607546 | 0.0000000 | 11.9607546 | 20.7341561 | 32.6949107 | 41.7093572 | 54.9278880 | 13.2185307 | 13.2185307 |
| 2027 | 11.9640720 | 11.9640720 | 0.0000000 | 11.9640720 | 20.7398967 | 32.7039687 | 41.7209505 | 56.3056170 | 14.5846664 | 14.5846664 |
| 2028 | 11.9607329 | 11.9607329 | 0.0000000 | 11.9607329 | 20.7341561 | 32.6948890 | 41.7093261 | 55.9640680 | 14.2547420 | 14.2547420 |
| 2029 | 11.9735256 | 11.9735256 | 0.0000000 | 11.9735256 | 20.7563146 | 32.7298402 | 41.7538839 | 52.2581517 | 10.5042678 | 10.5042678 |
| 2030 | 11.9582611 | 11.9582611 | 0.0000000 | 11.9582611 | 20.7298508 | 32.6881118 | 41.7006467 | 56.2763978 | 14.5757511 | 14.5757511 |
| 2031 | 11.9659801 | 11.9659801 | 0.0000000 | 11.9659801 | 20.7432262 | 32.7092062 | 41.7275964 | 56.0866580 | 14.3590616 | 14.3590616 |
| 2032 | 11.9446661 | 11.9446661 | 0.0000000 | 11.9446661 | 20.7062572 | 32.6509233 | 42.8762836 | 60.6716392 | 17.7953556 | 17.7953556 |
| 2033 | 11.9665004 | 11.9665004 | 0.0000000 | 11.9665004 | 20.7440873 | 32.7105877 | 40.8485937 | 55.2330709 | 14.3844772 | 14.3844772 |
| 2034 | 11.9626626 | 11.9626626 | 0.0000000 | 11.9626626 | 20.7374282 | 32.7000909 | 41.7159875 | 54.7961023 | 13.0801148 | 13.0801148 |
| 2035 | 11.9602125 | 11.9602125 | 0.0000000 | 11.9602125 | 20.7332377 | 32.6934502 | 41.7074796 | 64.2676116 | 22.5601320 | 22.5601320 |

[a] For the period 1968 through 1987, rates are for an interim facility.

[b] The relatively minor costs of Del Valle Pumping Plant have been combined with those of South Bay Pumping Plant to simplify the allocation procedure.

## TABLE B-17 Unit Variable OMP&R Component of Transportation Charge (in dollars per acre-foot)



| Calendar Year | CALIFORNIA AQUEDUCT (continued) | | | | | | | | | |
|---|---|---|---|---|---|---|---|---|---|---|
| | Reach 4 Dos Amigos Pumping Plant | | Reach 14A Buena Vista Pumping Plant | | Reach 15A Teerink Pumping Plant | | Reach 16A Chrisman Pumping Plant | | Reach 17E Edmonston Pumping Plant | |
| | Unit Rate | Cumulative Unit Rate | Unit Rate | Cumulative Unit Rate | Unit Rate | Cumulative Unit Rate | Unit Rate | Cumulative Unit Rate | Unit Rate | Cumulative Unit Rate |
| | [11] | [12] | [13] | [14] | [15] | [16] | [17] | [18] | [19] | [20] |
| 1961 | 0 | 0 | 0 | 0 | 0 | 0 | 0 | 0 | 0 | 0 |
| 1962 | 0 | 0 | 0 | 0 | 0 | 0 | 0 | 0 | 0 | 0 |
| 1963 | 0 | 0 | 0 | 0 | 0 | 0 | 0 | 0 | 0 | 0 |
| 1964 | 0 | 0 | 0 | 0 | 0 | 0 | 0 | 0 | 0 | 0 |
| 1965 | 0 | 0 | 0 | 0 | 0 | 0 | 0 | 0 | 0 | 0 |
| 1966 | 0 | 0 | 0 | 0 | 0 | 0 | 0 | 0 | 0 | 0 |
| 1967 | 0 | 0 | 0 | 0 | 0 | 0 | 0 | 0 | 0 | 0 |
| 1968 | 1.0732031 | 2.6167353 | 0 | 0 | 0 | 0 | 0 | 0 | 0 | 0 |
| 1969 | 0.7028165 | 1.8095316 | 0 | 0 | 0 | 0 | 0 | 0 | 0 | 0 |
| 1970 | 0.7813430 | 1.7278778 | 0.3333333 | 2.0612111 | 0 | 0 | 0 | 0 | 0 | 0 |
| 1971 | 0.4125312 | 1.2933749 | 1.1407617 | 2.4341366 | 0.7218469 | 3.1559834 | 0 | 0 | 0 | 0 |
| 1972 | 0.5662758 | 1.4693754 | 0.8894941 | 2.3588694 | 0.8040021 | 3.1628715 | 1.8113853 | 4.9742569 | 7.3206022 | 12.2948591 |
| 1973 | 0.5996892 | 1.5383283 | 0.8469026 | 2.3852309 | 1.0302066 | 3.4154375 | 1.8458304 | 5.2612679 | 7.4512435 | 12.7125113 |
| 1974 | 0.5736894 | 1.4709300 | 0.8122890 | 2.2832190 | 0.9665911 | 3.2498101 | 1.7739395 | 5.0237496 | 6.9004732 | 11.9242227 |
| 1975 | 0.4606980 | 1.5569000 | 0.7554447 | 2.3123448 | 0.8894108 | 3.2017555 | 1.8682537 | 5.0700092 | 6.9962702 | 12.0662794 |
| 1976 | 0.5163828 | 1.7105095 | 0.9081491 | 2.6186586 | 0.9640628 | 3.5827214 | 2.1499640 | 5.7326854 | 7.9384515 | 13.6711369 |
| 1977 | 0.6138931 | 2.3818668 | 0.9835371 | 3.3654038 | 1.2303967 | 4.5958005 | 2.7357728 | 7.3315733 | 9.9990004 | 17.3305737 |
| 1978 | 0.4545898 | 2.0659925 | 0.9044582 | 2.9704506 | 0.9762058 | 3.9466564 | 1.8872449 | 5.8339014 | 7.0810192 | 12.9149206 |
| 1979 | 0.6587934 | 2.8008600 | 1.0519199 | 3.8527798 | 1.1976258 | 5.0504056 | 2.6012890 | 7.6516946 | 9.6345625 | 17.2862572 |
| 1980 | 0.8021465 | 2.1645280 | 1.3516057 | 3.5161337 | 1.5041463 | 5.0202800 | 3.1923433 | 8.2126233 | 10.9860288 | 19.1986521 |
| 1981 | 1.0923907 | 3.1630874 | 1.2409168 | 4.4040042 | 1.3219771 | 5.7259813 | 2.9592932 | 8.6852745 | 9.9649551 | 18.6502296 |
| 1982 | 0.8326785 | 2.5948359 | 1.2041660 | 3.7990019 | 1.3723736 | 5.1713756 | 2.8986491 | 8.0700247 | 10.2096358 | 18.2796606 |
| 1983 | 0.3647859 | 1.2105406 | 0.7590265 | 1.9695670 | 0.8857383 | 2.8553053 | 1.7623405 | 4.6176458 | 5.5086367 | 10.1262825 |
| 1984 | 0.6581523 | 1.8275691 | 1.0533611 | 2.8809302 | 1.2188270 | 4.0997572 | 2.5407768 | 6.6405340 | 8.2344665 | 14.8750006 |
| 1985 | 0.8726163 | 2.4771579 | 1.4204831 | 3.8976409 | 1.6516291 | 5.5492701 | 3.4695783 | 9.0188484 | 11.8181234 | 20.8369718 |
| 1986 | 1.3996542 | 4.7116618 | 2.3713282 | 7.0829901 | 2.7567970 | 9.8397871 | 5.9534613 | 15.7932484 | 20.6010240 | 36.3942724 |
| 1987 | 1.2912643 | 4.0351091 | 2.2344385 | 6.2695476 | 2.5459999 | 8.8155474 | 5.3141190 | 14.1296664 | 17.7628277 | 31.8924941 |
| 1988 | 1.1947837 | 3.8820886 | 2.1129991 | 5.9950877 | 2.4017135 | 8.3968012 | 5.0055748 | 13.4023759 | 16.6001692 | 30.0025452 |
| 1989 | 1.4935226 | 5.0158199 | 2.6947446 | 7.7105645 | 3.0084211 | 10.7189856 | 6.5499538 | 17.2689394 | 22.1795336 | 39.4484730 |
| 1990 | 1.8962463 | 6.0278216 | 3.3080372 | 9.3358588 | 3.7483036 | 13.0841624 | 8.6832678 | 21.7674302 | 31.0405219 | 52.8079521 |
| 1991 | 1.0437991 | 4.7389476 | 2.1132495 | 6.8521971 | 2.4154810 | 9.2676780 | 5.6823745 | 14.9500525 | 20.4744695 | 35.4245220 |
| 1992 | 0.9002103 | 3.2326417 | 1.4836761 | 4.7163178 | 1.7077297 | 6.4240475 | 3.5445788 | 9.9686263 | 12.0459599 | 22.0145862 |
| 1993 | 0.1605206 | 0.3963762 | -0.1405164 | 0.2558598 | -0.1312944 | 0.1245654 | -0.7754796 | -0.6509143 | -3.5828989 | -4.2338132 |
| 1994 | 1.4208578 | 4.7103693 | 2.5100856 | 7.2204549 | 2.8029168 | 10.0233717 | 6.0772944 | 16.1006661 | 21.5000984 | 37.6007645 |
| 1995 | 0.7974861 | 2.8272569 | 1.3474564 | 4.1747133 | 1.4945529 | 5.6692662 | 3.1250716 | 8.7943378 | 10.7461772 | 19.5405149 |
| 1996 | 1.6726383 | 5.0173881 | 2.5952092 | 7.6125973 | 2.8425227 | 10.4551200 | 6.3087407 | 16.7638607 | 22.6420778 | 39.4059385 |
| 1997 | 1.2769880 | 4.2397005 | 2.5012144 | 6.7409148 | 2.6893394 | 9.4302542 | 6.2890095 | 15.7192637 | 23.0714697 | 38.7907334 |
| 1998 | -0.2195574 | -0.1013030 | -0.4232465 | -0.5245494 | -0.4504610 | -0.9750105 | -1.0585256 | -2.0335361 | -3.8077856 | -5.8413217 |
| 1999 | 0.8634492 | 3.2779311 | 1.4586807 | 4.7366118 | 1.3440477 | 6.0806594 | 3.5713752 | 9.6520347 | 14.2047038 | 23.8567384 |
| 2000 | 0.9235333 | 3.2188842 | 1.6219853 | 4.8408695 | 1.7828715 | 6.6237410 | 4.2029220 | 10.8266630 | 15.3882971 | 26.2149601 |
| 2001 | 6.0480040 | 18.7910696 | 11.1462381 | 29.9373077 | 12.2218485 | 42.1591562 | 28.2483594 | 70.4075156 | 105.7300557 | 176.1375712 |
| 2002 | 2.6241935 | 8.7021584 | 4.6014533 | 13.3036118 | 5.0195728 | 18.3231845 | 11.6145173 | 29.9377018 | 43.1577241 | 73.0954260 |
| 2003 | 3.1186984 | 9.8441776 | 5.5847107 | 15.4288883 | 6.0840848 | 21.5129731 | 14.1510704 | 35.6640435 | 52.6131846 | 88.2772280 |
| 2004 | 3.3307184 | 10.6032678 | 5.8667696 | 16.4700374 | 6.3726502 | 22.8426876 | 14.8454678 | 37.6881554 | 55.1910093 | 92.8791647 |
| 2005 | 3.8324365 | 11.9469372 | 6.8775620 | 18.8244992 | 7.4553008 | 26.2798000 | 17.3347915 | 43.6145915 | 62.0851423 | 105.6997338 |
| 2006 | 3.1144730 | 9.9291583 | 5.7859180 | 15.7150763 | 6.2267827 | 21.9418590 | 14.5539029 | 36.4957619 | 46.2558612 | 82.7516231 |
| 2007 | 4.5136242 | 13.7407695 | 8.0771839 | 21.8179534 | 8.7445154 | 30.5624688 | 20.2731217 | 50.8355905 | 68.5883379 | 119.4239284 |
| 2008 | 4.7933525 | 17.1534007 | 8.9149997 | 26.0684004 | 10.3634342 | 36.4318346 | 21.6281271 | 58.0599617 | 68.9926794 | 127.0526411 |
| 2009 | 3.0968855 | 9.0089373 | 5.6809459 | 14.6898832 | 6.2892860 | 20.9791691 | 13.8643055 | 34.8434746 | 63.6302941 | 98.4737687 |
| 2010 | 4.1046051 | 13.5390403 | 7.0457017 | 20.5847420 | 7.6441397 | 28.2288816 | 17.4935232 | 45.7224048 | 64.9239709 | 110.6463757 |
| 2011 | 4.5655551 | 15.3808027 | 8.0295979 | 23.4104006 | 8.6501186 | 32.0605192 | 19.9059635 | 51.9664827 | 70.7123833 | 122.6788660 |
| 2012 | 4.5925965 | 14.8016647 | 7.9558475 | 22.7575122 | 8.7049575 | 31.4624697 | 20.0477174 | 51.5101871 | 71.2778178 | 122.7880049 |
| 2013 | 5.6612535 | 18.7563535 | 9.6946505 | 28.4510040 | 10.5605002 | 39.0115041 | 24.4802371 | 63.4917412 | 87.7240372 | 151.2157784 |
| 2014 | 8.4261227 | 28.1119666 | 13.7868372 | 41.8988038 | 15.2294677 | 57.1282715 | 34.8113918 | 91.9396633 | 126.7748901 | 218.7145534 |
| 2015 | 7.8886788 | 28.2888213 | 14.0810924 | 42.3699136 | 15.4698214 | 57.8397350 | 35.0105006 | 92.8502356 | 130.0456436 | 222.8958792 |
| 2016 | 6.5568321 | 21.8321054 | 11.6565377 | 33.4886431 | 12.8208300 | 46.3094732 | 29.0028308 | 75.3123040 | 109.0257087 | 184.3380127 |
| 2017 | 6.2792261 | 19.9218759 | 11.1324127 | 31.0542886 | 12.3601407 | 43.4144293 | 27.8105140 | 71.2249433 | 104.7439413 | 175.9688846 |
| 2018 | 6.5910417 | 22.6090472 | 11.9754438 | 34.5844910 | 13.2830920 | 47.8675830 | 30.0011511 | 77.8687341 | 113.0000377 | 190.8687718 |
| 2019 | 6.4486015 | 19.7219459 | 11.8049114 | 31.5268573 | 12.4624478 | 43.9893051 | 28.3523095 | 72.3416146 | 104.1488557 | 176.4904703 |
| **2020** | **6.8744533** | **22.4919585** | **12.5009234** | **34.9928819** | **13.5820059** | **48.5748878** | **31.5422864** | **80.1171741** | **117.4607009** | **197.5778751** |
| 2021 | 6.9508163 | 22.9901586 | 12.6717182 | 35.6618768 | 13.7540006 | 49.4158774 | 31.8943324 | 81.3102098 | 118.5877680 | 199.8979779 |
| 2022 | 7.2852797 | 26.1596308 | 13.1931011 | 39.3527320 | 14.3098404 | 53.6625724 | 33.1956074 | 86.8581798 | 123.4767764 | 210.3349562 |
| 2023 | 7.2784337 | 21.1027080 | 13.1623132 | 34.2650212 | 14.2727296 | 48.5377508 | 33.1065740 | 81.6443248 | 123.1352709 | 204.7795956 |
| 2024 | 7.1860189 | 21.6668411 | 12.9224330 | 34.5892740 | 13.9988509 | 48.5881249 | 32.4604035 | 81.0485284 | 120.6937537 | 201.7422821 |
| 2025 | 7.2598837 | 23.0549564 | 13.1129440 | 36.1679004 | 14.2161871 | 50.3840875 | 32.9730372 | 83.3571247 | 122.6302401 | 205.9873648 |
| 2026 | 7.1468130 | 20.3653437 | 12.8213062 | 33.1866499 | 13.8835295 | 47.0701794 | 32.1884350 | 79.2586144 | 119.6665418 | 198.9251563 |
| 2027 | 7.2767801 | 21.8614466 | 13.1567369 | 35.0181834 | 14.2661910 | 49.2843744 | 33.0910173 | 82.3753917 | 123.0760441 | 205.4514358 |
| 2028 | 7.1826268 | 21.4373688 | 12.9136586 | 34.3510274 | 13.9888397 | 48.3398671 | 32.4367903 | 80.7766574 | 120.6045549 | 201.3812123 |
| 2029 | 7.2553737 | 17.7596414 | 13.0962839 | 30.8559253 | 14.1965079 | 45.0524333 | 32.9261129 | 77.9785461 | 122.4512318 | 200.4297779 |
| 2030 | 7.1557834 | 21.7315345 | 12.8455657 | 34.5771002 | 13.9113388 | 48.4884390 | 32.2541276 | 80.7425666 | 119.9150284 | 200.6575950 |
| 2031 | 7.5334043 | 21.8924659 | 13.8370747 | 35.7295406 | 15.0458522 | 50.7753927 | 34.9328378 | 85.7082305 | 130.0436145 | 215.7518450 |
| 2032 | 6.9744185 | 24.7697742 | 12.3896498 | 37.1594239 | 13.3933975 | 50.5528214 | 31.0341754 | 81.5869968 | 115.3127132 | 196.8997100 |
| 2033 | 7.5112866 | 21.8957637 | 13.7779781 | 35.6737419 | 14.9779975 | 50.6517394 | 34.7724394 | 85.4241788 | 129.4364702 | 214.8606490 |
| 2034 | 7.0177768 | 20.0978916 | 12.4910459 | 32.5889375 | 13.5074750 | 46.0964125 | 31.3020234 | 77.3984359 | 116.3202327 | 193.7186685 |
| 2035 | 8.0467775 | 30.6069096 | 15.2711538 | 45.8780634 | 16.7044766 | 62.5825399 | 38.8634199 | 101.4459599 | 144.9572152 | 246.4031750 |

## TABLE B-17 Unit Variable OMP&R Component of Transportation Charge (in dollars per acre-foot)

Sheet 3 of 5

| | CALIFORNIA AQUEDUCT (continued) | | | | | | | |
|---|---|---|---|---|---|---|---|---|
| | Reach 18A Alamo Powerplant | | Reach 22B Pearblossom Pumping Plant | | Reach 23 Mojave Siphon Powerplant | | Reach 26A Devil Canyon Powerplant | |
| Calendar Year | Unit Rate | Cumulative Unit Rate | Unit Rate | Cumulative Unit Rate | Unit Rate | Cumulative Unit Rate | Unit Rate | Cumulative Unit Rate |
| | [21] | [22] | [23] | [24] | [25] | [26] | [27] | [28] |
| 1961 | 0 | 0 | 0 | 0 | 0 | 0 | 0 | 0 |
| 1962 | 0 | 0 | 0 | 0 | 0 | 0 | 0 | 0 |
| 1963 | 0 | 0 | 0 | 0 | 0 | 0 | 0 | 0 |
| 1964 | 0 | 0 | 0 | 0 | 0 | 0 | 0 | 0 |
| 1965 | 0 | 0 | 0 | 0 | 0 | 0 | 0 | 0 |
| 1966 | 0 | 0 | 0 | 0 | 0 | 0 | 0 | 0 |
| 1967 | 0 | 0 | 0 | 0 | 0 | 0 | 0 | 0 |
| 1968 | 0 | 0 | 0 | 0 | 0 | 0 | 0 | 0 |
| 1969 | 0 | 0 | 0 | 0 | 0 | 0 | 0 | 0 |
| 1970 | 0 | 0 | 0 | 0 | 0 | 0 | 0 | 0 |
| 1971 | 0 | 0 | 0 | 0 | 0 | 0 | 0 | 0 |
| 1972 | 0 | 0 | 1.9331104 | 14.2279695 | 0 | 0 | -2.3717647 | 11.8562048 |
| 1973 | 0 | 0 | 3.8751940 | 16.5877053 | 0 | 0 | -8.9027252 | 7.6849801 |
| 1974 | 0 | 0 | 3.1602116 | 15.0844343 | 0 | 0 | -5.3440968 | 9.7403376 |
| 1975 | 0 | 0 | 3.0210558 | 15.0873353 | 0 | 0 | -5.7803309 | 9.3070043 |
| 1976 | 0 | 0 | 3.7579009 | 17.4290378 | 0 | 0 | -6.6439666 | 10.7850713 |
| 1977 | 0 | 0 | 3.0796474 | 20.4102211 | 0 | 0 | -12.0911833 | 8.3190378 |
| 1978 | 0 | 0 | 4.0233030 | 16.9382236 | 0 | 0 | -8.2569506 | 8.6812730 |
| 1979 | 0 | 0 | 5.0776468 | 22.3639040 | 0 | 0 | -9.7140035 | 12.6499005 |
| 1980 | 0 | 0 | 4.3918283 | 23.5904804 | 0 | 0 | -8.3797007 | 15.2107797 |
| 1981 | 0 | 0 | 3.9973528 | 22.6475824 | 0 | 0 | -6.7528590 | 15.8947235 |
| 1982 | 0 | 0 | 3.6829998 | 21.9626604 | 0 | 0 | -6.9238898 | 15.0387706 |
| 1983 | 0 | 0 | 1.7205305 | 11.8468130 | 0 | 0 | -23.7923457 | -11.9455328 |
| 1984 | 0 | 0 | 2.4763871 | 17.3513877 | 0 | 0 | -29.2940447 | -11.9426570 |
| 1985 | 0 | 0 | 3.4967556 | 24.3337274 | 0 | 0 | -30.7672356 | -6.4335082 |
| 1986 | -2.3583180 | 34.0359544 | 5.9864597 | 40.0224141 | 0 | 0 | -29.2499580 | 10.7724561 |
| 1987 | -2.5482255 | 29.3442686 | 5.0535029 | 34.3977715 | 0 | 0 | -29.7006534 | 4.6971181 |
| 1988 | -1.3847067 | 28.6178385 | 4.7392460 | 33.3570844 | 0 | 0 | -29.0334518 | 4.3236326 |
| 1989 | -1.1019487 | 38.3465243 | 6.4066114 | 44.7531357 | 0 | 0 | -28.3706997 | 16.3824360 |
| 1990 | -1.0673268 | 51.7406253 | 8.9787944 | 60.7194197 | 0 | 0 | -28.8797266 | 31.8396931 |
| 1991 | -1.5206590 | 33.9038630 | 6.0785417 | 39.9824047 | 0 | 0 | -30.3294563 | 9.6529484 |
| 1992 | -2.6080003 | 19.4065859 | 3.6219501 | 23.0285360 | 0 | 0 | -29.7938993 | -6.7653633 |
| 1993 | -0.1885524 | -4.4223656 | -1.0192774 | -5.4416430 | 0 | 0 | -30.6629489 | -36.1045919 |
| 1994 | -0.1279266 | 37.4728379 | 6.4513573 | 43.9241952 | 0 | 0 | -30.4781656 | 13.4460296 |
| 1995 | -3.4425314 | 16.0979836 | 3.3643070 | 19.4622905 | 0 | 0 | -30.3517624 | -10.8894719 |
| 1996 | -5.9839345 | 33.4220040 | 6.6794995 | 40.1015035 | -2.3423415 | 37.7591620 | -29.5900574 | 8.1691046 |
| 1997 | -4.7847600 | 34.0059734 | 6.8397922 | 40.8457656 | -3.8632009 | 36.9825646 | -30.6066647 | 6.3758999 |
| 1998 | -5.0614104 | -10.9027321 | -1.3239652 | -12.2266973 | -3.7700558 | -15.9967531 | -30.4293072 | -46.4260603 |
| 1999 | -4.8990186 | 18.9577198 | 3.8823748 | 22.8400946 | -5.1563836 | 17.6837110 | -30.2385322 | -12.5548211 |
| 2000 | -5.3488706 | 20.8660895 | 4.5542443 | 25.4203338 | -5.1804371 | 20.2398967 | -30.2852311 | -10.0453343 |
| 2001 | -4.6452108 | 171.4923604 | 29.6368741 | 201.1292345 | -5.7699537 | 195.3592808 | -30.9018397 | 164.4574412 |
| 2002 | -5.4660286 | 67.6293974 | 12.9716072 | 80.6010046 | -6.4072101 | 74.1937944 | -30.1661590 | 44.0276354 |
| 2003 | -3.3142156 | 84.9630124 | 15.4234144 | 100.3864268 | -7.1779336 | 93.2084932 | -30.3892607 | 62.8192325 |
| 2004 | -5.5767140 | 87.3024508 | 16.2222541 | 103.5247049 | -7.4292488 | 96.0954561 | -30.2389380 | 65.8565181 |
| 2005 | -5.5017080 | 100.1980258 | 17.9086202 | 118.1066460 | -6.6110924 | 111.4955536 | -30.2939296 | 81.2016240 |
| 2006 | -3.1387156 | 79.6129075 | 13.4604248 | 93.0733323 | -5.4976225 | 87.5757098 | -29.8005794 | 57.7751304 |
| 2007 | -2.7809944 | 116.6429340 | 20.0907832 | 136.7337172 | -6.1785168 | 130.5552004 | -30.0961198 | 100.4590807 |
| 2008 | -5.4028716 | 121.6497695 | 19.4988177 | 141.1485871 | -6.0198040 | 135.1287831 | -30.7631237 | 104.3656594 |
| 2009 | -6.3446584 | 92.1291103 | 21.4346710 | 113.5637813 | -5.4878092 | 108.0759722 | -33.3163094 | 74.7596628 |
| 2010 | -5.1343883 | 105.5119874 | 18.8693850 | 124.3813725 | -6.4564845 | 117.9248880 | -28.6783430 | 89.2465449 |
| 2011 | -5.2103711 | 117.4684949 | 20.8125082 | 138.2810032 | -7.1272044 | 131.1537988 | -29.9982569 | 101.1555419 |
| 2012 | -2.7221204 | 120.0658845 | 21.0412767 | 141.1071612 | -11.4254128 | 129.6817484 | -30.6216868 | 99.0600616 |
| 2013 | -3.7638094 | 147.4519690 | 25.9537422 | 173.4057111 | -10.3251093 | 163.0806019 | -30.7664075 | 132.3141944 |
| 2014 | -8.1801225 | 210.5344308 | 38.7200763 | 249.2545072 | -7.8617556 | 241.3927516 | -29.6636049 | 211.7291466 |
| 2015 | -9.0636991 | 213.8321801 | 40.1829542 | 254.0151344 | -9.3774506 | 244.6376838 | -29.6064491 | 215.0312347 |
| 2016 | -9.7489045 | 174.5891082 | 32.1924711 | 206.7815793 | -11.8723142 | 194.9092652 | -30.7102289 | 164.1990362 |
| 2017 | -10.1319700 | 165.8369146 | 30.8846442 | 196.7215588 | -16.8847554 | 179.8368034 | -30.2238617 | 149.6129417 |
| 2018 | -7.9723857 | 182.8963862 | 33.4375333 | 216.3339195 | -10.7812199 | 205.5526996 | -30.6554854 | 174.8972142 |
| 2019 | -7.8249471 | 168.6655231 | 27.5563044 | 196.2218275 | -12.9836547 | 183.2381728 | -27.1535145 | 156.0846584 |
| **2020** | **-13.0821097** | **184.4957654** | **38.2612910** | **222.7570564** | **-19.7814601** | **202.9755963** | **-34.1372187** | **168.8383776** |
| 2021 | -13.1938630 | 186.7041148 | 38.5253352 | 225.2294500 | -19.8437369 | 205.3857131 | -34.2258235 | 171.1598896 |
| 2022 | -11.7502012 | 198.5847550 | 34.3251296 | 232.9098846 | -17.7136002 | 215.1962844 | -29.8812330 | 185.3150514 |
| 2023 | -11.8998741 | 192.8797216 | 34.9272584 | 227.8069799 | -17.9946079 | 209.8123721 | -30.7404818 | 179.0718903 |
| 2024 | -11.4075425 | 190.3347396 | 33.2693021 | 223.6040417 | -17.1061060 | 206.4979357 | -30.3822043 | 176.1157314 |
| 2025 | -11.8099177 | 194.1774472 | 34.6286667 | 228.8061139 | -17.8311499 | 210.9749640 | -30.2298497 | 180.7451143 |
| 2026 | -11.5057574 | 187.4193989 | 33.5979899 | 221.0173888 | -17.2821661 | 203.7352228 | -30.5584011 | 173.1768217 |
| 2027 | -11.7423474 | 193.7090884 | 34.4025552 | 228.1116436 | -17.7086992 | 210.4029444 | -30.3793596 | 180.0235848 |
| 2028 | -11.6150297 | 189.7661826 | 33.9645517 | 223.7307343 | -17.4787394 | 206.2519949 | -30.6188405 | 175.6331545 |
| 2029 | -11.6757567 | 188.7540213 | 34.2052253 | 222.9592465 | -17.5882993 | 205.3709472 | -30.2951938 | 175.0757534 |
| 2030 | -11.5602021 | 189.0973928 | 33.7734552 | 222.8708481 | -17.3800171 | 205.4908310 | -30.3968260 | 175.0940050 |
| 2031 | -12.0617244 | 203.6901207 | 35.4893993 | 239.1795200 | -18.2899728 | 220.8895472 | -30.4859119 | 190.4036353 |
| 2032 | -11.1991988 | 185.7005112 | 32.5216349 | 218.2221461 | -16.7259642 | 201.4961819 | -29.6921031 | 171.8040788 |
| 2033 | -12.0966183 | 202.7640307 | 35.6224301 | 238.3864608 | -18.3650215 | 220.0214393 | -31.3522705 | 188.6691688 |
| 2034 | -11.3233690 | 182.3952995 | 32.9936331 | 215.3889326 | -16.9556826 | 198.4332500 | -29.5873576 | 168.8458925 |
| 2035 | -12.3077322 | 234.0954429 | 36.3109242 | 270.4063671 | -18.7420719 | 251.6642952 | -31.6883814 | 219.9759138 |

## TABLE B-17 Unit Variable OMP&R Component of Transportation Charge (in dollars per acre-foot)



| | CALIFORNIA AQUEDUCT (continued) | | | | | | | |
|---|---|---|---|---|---|---|---|---|
| | Reach EBX2B Greenspot Pump Station[c] | | Reach EBX2E Citrus Pump Station | | Reach EBX3A Crafton Hills Pump Station | | Reach EBX4B Cherry Valley Pump Station | |
| Calendar Year | Unit Rate | Cumulative Unit Rate | Unit Rate | Cumulative Unit Rate | Unit Rate | Cumulative Unit Rate | Unit Rate | Cumulative Unit Rate |
| | [29] | [30] | [31] | [32] | [33] | [34] | [35] | [36] |
| 1961 | 0 | 0 | 0 | 0 | 0 | 0 | 0 | 0 |
| 1962 | 0 | 0 | 0 | 0 | 0 | 0 | 0 | 0 |
| 1963 | 0 | 0 | 0 | 0 | 0 | 0 | 0 | 0 |
| 1964 | 0 | 0 | 0 | 0 | 0 | 0 | 0 | 0 |
| 1965 | 0 | 0 | 0 | 0 | 0 | 0 | 0 | 0 |
| 1966 | 0 | 0 | 0 | 0 | 0 | 0 | 0 | 0 |
| 1967 | 0 | 0 | 0 | 0 | 0 | 0 | 0 | 0 |
| 1968 | 0 | 0 | 0 | 0 | 0 | 0 | 0 | 0 |
| 1969 | 0 | 0 | 0 | 0 | 0 | 0 | 0 | 0 |
| 1970 | 0 | 0 | 0 | 0 | 0 | 0 | 0 | 0 |
| 1971 | 0 | 0 | 0 | 0 | 0 | 0 | 0 | 0 |
| 1972 | 0 | 0 | 0 | 0 | 0 | 0 | 0 | 0 |
| 1973 | 0 | 0 | 0 | 0 | 0 | 0 | 0 | 0 |
| 1974 | 0 | 0 | 0 | 0 | 0 | 0 | 0 | 0 |
| 1975 | 0 | 0 | 0 | 0 | 0 | 0 | 0 | 0 |
| 1976 | 0 | 0 | 0 | 0 | 0 | 0 | 0 | 0 |
| 1977 | 0 | 0 | 0 | 0 | 0 | 0 | 0 | 0 |
| 1978 | 0 | 0 | 0 | 0 | 0 | 0 | 0 | 0 |
| 1979 | 0 | 0 | 0 | 0 | 0 | 0 | 0 | 0 |
| 1980 | 0 | 0 | 0 | 0 | 0 | 0 | 0 | 0 |
| 1981 | 0 | 0 | 0 | 0 | 0 | 0 | 0 | 0 |
| 1982 | 0 | 0 | 0 | 0 | 0 | 0 | 0 | 0 |
| 1983 | 0 | 0 | 0 | 0 | 0 | 0 | 0 | 0 |
| 1984 | 0 | 0 | 0 | 0 | 0 | 0 | 0 | 0 |
| 1985 | 0 | 0 | 0 | 0 | 0 | 0 | 0 | 0 |
| 1986 | 0 | 0 | 0 | 0 | 0 | 0 | 0 | 0 |
| 1987 | 0 | 0 | 0 | 0 | 0 | 0 | 0 | 0 |
| 1988 | 0 | 0 | 0 | 0 | 0 | 0 | 0 | 0 |
| 1989 | 0 | 0 | 0 | 0 | 0 | 0 | 0 | 0 |
| 1990 | 0 | 0 | 0 | 0 | 0 | 0 | 0 | 0 |
| 1991 | 0 | 0 | 0 | 0 | 0 | 0 | 0 | 0 |
| 1992 | 0 | 0 | 0 | 0 | 0 | 0 | 0 | 0 |
| 1993 | 0 | 0 | 0 | 0 | 0 | 0 | 0 | 0 |
| 1994 | 0 | 0 | 0 | 0 | 0 | 0 | 0 | 0 |
| 1995 | 0 | 0 | 0 | 0 | 0 | 0 | 0 | 0 |
| 1996 | 0 | 0 | 0 | 0 | 0 | 0 | 0 | 0 |
| 1997 | 0 | 0 | 0 | 0 | 0 | 0 | 0 | 0 |
| 1998 | 0 | 0 | 0 | 0 | 0 | 0 | 0 | 0 |
| 1999 | 0 | 0 | 0 | 0 | 0 | 0 | 0 | 0 |
| 2000 | 0 | 0 | 0 | 0 | 0 | 0 | 0 | 0 |
| 2001 | 0 | 0 | 0 | 0 | 0 | 0 | 0 | 0 |
| 2002 | 0 | 0 | 0 | 0 | 0 | 0 | 0 | 0 |
| 2003 | 0 | 0 | 0 | 0 | 0 | 0 | 0 | 0 |
| 2004 | 20.6831806 | 86.5396987 | 0.0000000 | 0.0000000 | 21.4551370 | 107.9948357 | 8.6683948 | 116.6632305 |
| 2005 | 18.8666468 | 100.0682708 | 0.0000000 | 0.0000000 | 17.9350642 | 118.0033350 | 3.6760116 | 121.6793465 |
| 2006 | 15.8402264 | 73.6153568 | 0.0000000 | 0.0000000 | 20.8988523 | 94.5142091 | 20.1063569 | 114.6205660 |
| 2007 | 20.4325904 | 120.8916711 | 0.0000000 | 0.0000000 | 28.3592996 | 149.2509707 | 63.0679661 | 212.3189368 |
| 2008 | 16.8730296 | 121.2386890 | 0.0000000 | 0.0000000 | 23.8336437 | 145.0723326 | 7.1456526 | 152.2179852 |
| 2009 | 17.5414473 | 92.3011101 | 0.0000000 | 0.0000000 | 23.7640375 | 116.0651476 | 3.9661486 | 120.0312962 |
| 2010 | 17.0434808 | 106.2900258 | 0.0000000 | 0.0000000 | 24.2448779 | 130.5349037 | 3.4310185 | 133.9659222 |
| 2011 | 18.0600345 | 119.2155764 | 0.0000000 | 0.0000000 | 25.1226812 | 144.3382575 | 3.5638138 | 147.9020713 |
| 2012 | 18.3655399 | 117.4256015 | 0.0000000 | 0.0000000 | 25.8843213 | 143.3099228 | 4.3752116 | 147.6851345 |
| 2013 | 23.7496381 | 156.0638325 | 0.0000000 | 0.0000000 | 32.6008519 | 188.6646844 | 4.3536040 | 193.0182884 |
| 2014 | 32.3734674 | 244.1026141 | 0.0000000 | 0.0000000 | 46.7233006 | 290.8259146 | 3.3001071 | 294.1260217 |
| 2015 | 35.0517159 | 250.0829505 | 0.0000000 | 0.0000000 | 48.7168296 | 298.7997802 | 4.3266849 | 303.1264650 |
| 2016 | 30.7370148 | 194.9360510 | 0.0000000 | 0.0000000 | 40.5047317 | 235.4407826 | 4.5291476 | 239.9699302 |
| 2017 | 55.4754984 | 205.0884401 | 33.0770274 | 182.6899691 | 38.8835425 | 221.5735116 | 5.7612137 | 227.3347253 |
| 2018 | 1.8838953 | 176.7811095 | 54.9870025 | 229.8842167 | 43.4237970 | 273.3080137 | 3.5214506 | 276.8294643 |
| 2019 | 41.5883646 | 198.2679428 | 60.0442357 | 216.1288941 | 41.7520830 | 257.8809771 | 6.4839938 | 264.3649709 |
| **2020** | **0.0000000** | **168.8383776** | **47.7609827** | **216.5993603** | **45.3935453** | **261.9929056** | **8.0641619** | **270.0570675** |
| 2021 | 0.0000000 | 171.1598896 | 51.6713873 | 222.8312769 | 45.4239884 | 268.2552653 | 8.0695568 | 276.3248221 |
| 2022 | 0.0000000 | 185.3150514 | 52.0546243 | 237.3696756 | 45.7607900 | 283.1304656 | 8.1293834 | 291.2598490 |
| 2023 | 0.0000000 | 179.0718903 | 52.1838150 | 231.2557053 | 45.8743738 | 277.1300791 | 8.1496146 | 285.2796937 |
| 2024 | 0.0000000 | 176.1157314 | 52.1803468 | 228.2960782 | 45.8713873 | 274.1674655 | 8.1490366 | 282.3165021 |
| 2025 | 0.0000000 | 180.7451143 | 52.1921002 | 232.9372144 | 45.8816956 | 278.8189100 | 8.1508671 | 286.9697771 |
| 2026 | 0.0000000 | 173.1768217 | 52.1804432 | 225.3572648 | 45.8714836 | 271.2287484 | 8.1490366 | 279.3777850 |
| 2027 | 0.0000000 | 180.0235848 | 52.1948940 | 232.2184788 | 45.8842004 | 278.1026792 | 8.1513488 | 286.2540280 |
| 2028 | 0.0000000 | 175.6331545 | 52.1803468 | 227.8135013 | 45.8713873 | 273.6848886 | 8.1490366 | 281.8339252 |
| 2029 | 0.0000000 | 175.0757534 | 52.2361272 | 227.3118806 | 45.9204239 | 273.2323045 | 8.1578035 | 281.3901080 |
| 2030 | 0.0000000 | 175.0940050 | 52.1695568 | 227.2635618 | 45.8618497 | 273.1254115 | 8.1473988 | 281.2728103 |
| 2031 | 0.0000000 | 190.4036353 | 52.2032755 | 242.6069109 | 45.8915222 | 288.4984331 | 8.1526012 | 296.6510343 |
| 2032 | 0.0000000 | 171.8040788 | 52.1102120 | 223.9142908 | 45.8097303 | 269.7240211 | 8.1381503 | 277.8621714 |
| 2033 | 0.0000000 | 188.6691688 | 52.2054913 | 240.8746601 | 45.8934489 | 286.7681090 | 8.1529865 | 294.9210955 |
| 2034 | 0.0000000 | 168.8458925 | 52.1887283 | 221.0346208 | 45.8787091 | 266.9133299 | 8.1503854 | 275.0637153 |
| 2035 | 0.0000000 | 219.9759138 | 52.1780347 | 272.1539485 | 45.8693642 | 318.0233127 | 8.1487476 | 326.1720603 |

[c] Citrus Pump Station began operation during 2017. No planned water deliveries are scheduled for 2020–2035 at Reach EBX-R2C, so no costs or rates are shown for Greenspot Pump Station. All deliveries through Crafton and Cherry Valley Pump Stations (2019–2035) are assumed to flow through Citrus Pump Station.

## TABLE B-17 Unit Variable OMP&R Component of Transportation Charge (in dollars per acre-foot)



| | CALIFORNIA AQUEDUCT (continued) | | | | | | | | | |
|---|---|---|---|---|---|---|---|---|---|---|
| | Reach 29A Oso Pumping Plant | | Reach 29G Warne Powerplant | | Reach 29J Castaic Powerplant | | Reach 31A Las Perillas and Badger Hill Pumping Plants | | Reach 33A Devil's Den, Bluestone, and Polonio Pass Pumping Plants | |
| Calendar Year | Unit Rate | Cumulative Unit Rate | Unit Rate | Cumulative Unit Rate | Unit Rate | Cumulative Unit Rate | Unit Rate | Cumulative Unit Rate | Unit Rate | Cumulative Unit Rate |
| | [37] | [38] | [39] | [40] | [41] | [42] | [43] | [44] | [45] | [46] |
| 1961 | 0 | 0 | 0 | 0 | 0 | 0 | 0 | 0 | 0 | 0 |
| 1962 | 0 | 0 | 0 | 0 | 0 | 0 | 0 | 0 | 0 | 0 |
| 1963 | 0 | 0 | 0 | 0 | 0 | 0 | 0 | 0 | 0 | 0 |
| 1964 | 0 | 0 | 0 | 0 | 0 | 0 | 0 | 0 | 0 | 0 |
| 1965 | 0 | 0 | 0 | 0 | 0 | 0 | 0 | 0 | 0 | 0 |
| 1966 | 0 | 0 | 0 | 0 | 0 | 0 | 0 | 0 | 0 | 0 |
| 1967 | 0 | 0 | 0 | 0 | 0 | 0 | 0 | 0 | 0 | 0 |
| 1968 | 0 | 0 | 0 | 0 | 0 | 0 | 1.5014866 | 4.1182219 | 0 | 0 |
| 1969 | 0 | 0 | 0 | 0 | 0 | 0 | 1.2624066 | 3.0719381 | 0 | 0 |
| 1970 | 0 | 0 | 0 | 0 | 0 | 0 | 1.6309699 | 3.3588477 | 0 | 0 |
| 1971 | 0 | 0 | 0 | 0 | 0 | 0 | 1.4985537 | 2.7919286 | 0 | 0 |
| 1972 | 1.1017349 | 13.3965941 | 0 | 0 | -2.9350830 | 10.4615111 | 1.9517720 | 3.4211474 | 0 | 0 |
| 1973 | 0.7905574 | 13.5030687 | 0 | 0 | -6.8099448 | 6.6931239 | 1.5374531 | 3.0757814 | 0 | 0 |
| 1974 | 0.7530214 | 12.6772442 | 0 | 0 | -7.4013274 | 5.2759168 | 1.5168982 | 2.9878282 | 0 | 0 |
| 1975 | 0.8405850 | 12.9068644 | 0 | 0 | -6.5604921 | 6.3463723 | 1.1130304 | 2.6699305 | 0 | 0 |
| 1976 | 0.7771828 | 14.4483197 | 0 | 0 | -6.7213324 | 7.7269873 | 1.5685447 | 3.2790543 | 0 | 0 |
| 1977 | 0.6152458 | 17.9458194 | 0 | 0 | -30.4985994 | -12.5527800 | 1.7573375 | 4.1392043 | 0 | 0 |
| 1978 | 0.5222831 | 13.4372037 | 0 | 0 | -9.0130187 | 4.4241850 | 1.9429506 | 4.0089431 | 0 | 0 |
| 1979 | 0.7045701 | 17.9908273 | 0 | 0 | -19.0478097 | -1.0569824 | 1.5600341 | 4.3608941 | 0 | 0 |
| 1980 | 1.4269064 | 20.6255585 | 0 | 0 | -20.5438586 | 0.0816999 | 1.5124754 | 3.6770034 | 0 | 0 |
| 1981 | 1.5684309 | 20.2186605 | 0 | 0 | -10.0059379 | 10.2127225 | 1.5414199 | 4.7045073 | 0 | 0 |
| 1982 | 1.4942585 | 19.7739190 | -2.1714430 | 17.6024760 | -9.5987314 | 8.0037446 | 1.7581649 | 4.3530008 | 0 | 0 |
| 1983 | 1.2818887 | 11.4081712 | -8.9130752 | 2.4950960 | -39.8193120 | -37.3242160 | 0.1782765 | 1.3888171 | 0 | 0 |
| 1984 | 1.7796296 | 16.6546302 | -15.0246012 | 1.6300290 | -17.3126964 | -15.6826674 | 0.8546712 | 2.6822403 | 0 | 0 |
| 1985 | 2.1683838 | 23.0053556 | -14.7115359 | 8.2938197 | -38.9450629 | -30.6512432 | 1.2014351 | 3.6785929 | 0 | 0 |
| 1986 | 3.2288411 | 39.6231134 | -14.1893653 | 25.4337481 | -28.1596224 | -2.7258742 | 2.2635886 | 6.9752505 | 0 | 0 |
| 1987 | 3.1272967 | 35.0197908 | -14.8696165 | 20.1501743 | -27.0536484 | -6.9034741 | 1.9135072 | 5.9486162 | 0 | 0 |
| 1988 | 2.9878581 | 32.9904032 | -14.7032843 | 18.2871189 | -25.6857024 | -7.3985835 | 1.7733386 | 5.6554272 | 0 | 0 |
| 1989 | 3.5262089 | 42.9746819 | -14.4231503 | 28.5515316 | -25.3986130 | 3.1529186 | 2.4159040 | 7.4317239 | 0 | 0 |
| 1990 | 3.6810660 | 56.4890182 | -14.1850383 | 42.3039798 | -26.0776142 | 16.2263657 | 3.7962150 | 9.8240367 | 0 | 0 |
| 1991 | 2.1853025 | 37.6098245 | -14.7118704 | 22.8979541 | -25.0234633 | -2.1255092 | 2.4131016 | 7.1520492 | 0 | 0 |
| 1992 | 1.9048343 | 23.9194204 | -14.6199430 | 9.2994774 | -25.1951357 | -15.8956583 | 1.2766372 | 4.5092789 | 0 | 0 |
| 1993 | 0.1569728 | -4.0768404 | -10.3386607 | -14.4155011 | -21.1218973 | -35.5373984 | -1.1726172 | -0.7762411 | 0 | 0 |
| 1994 | 3.0638504 | 40.6646149 | -14.7696788 | 25.8949361 | -26.7437304 | -0.8487943 | 2.3645104 | 7.0748798 | 0 | 0 |
| 1995 | 1.5724835 | 21.1129984 | -12.2705974 | 8.8424010 | -25.6907993 | -16.8483983 | 2.5750402 | 5.4022971 | 0 | 0 |
| 1996 | 3.1318961 | 42.5378346 | -14.8515762 | 27.6862584 | -29.5639188 | -1.8776604 | 2.5837041 | 7.6010922 | 0 | 0 |
| 1997 | 2.7928728 | 41.5836062 | -14.9272063 | 26.6563999 | -27.1541858 | -0.4977859 | 2.7029648 | 6.9426653 | 24.4572499 | 31.3999152 |
| 1998 | -0.3226129 | -6.1639346 | -8.6695834 | -14.8335180 | -22.2303491 | -37.0638671 | -0.5072304 | -0.6085333 | -4.1828906 | -4.7914239 |
| 1999 | 1.9037719 | 25.7605103 | -14.9340263 | 10.8264840 | -27.0443818 | -16.2178978 | 1.3710724 | 4.6490034 | 9.8811650 | 14.5301684 |
| 2000 | 1.8064079 | 28.0213680 | -14.1657261 | 13.8556418 | -26.9670096 | -13.1113678 | 1.9062744 | 5.1251586 | 14.1572786 | 19.2824372 |
| 2001 | 13.3506231 | 189.4881943 | -16.7349304 | 172.7532639 | -29.2914159 | 143.4618480 | 12.1791731 | 30.9702427 | 92.1279543 | 123.0981970 |
| 2002 | 4.8843487 | 77.9797747 | -13.2004543 | 64.7793204 | -23.7780808 | 41.0012396 | 5.4523577 | 14.1545162 | 42.2356428 | 56.3901590 |
| 2003 | 6.1234197 | 94.4006477 | -13.9757172 | 80.4249305 | -23.8496317 | 56.5752988 | 6.2991083 | 16.1432859 | 48.5398663 | 64.6831522 |
| 2004 | 6.4691088 | 99.3482735 | -14.1574758 | 85.1907977 | -25.2967499 | 59.8940478 | 6.4578566 | 17.0611245 | 52.5234071 | 69.5845316 |
| 2005 | 7.3193726 | 113.0191064 | -14.2938796 | 98.7252268 | -24.7472457 | 73.9779811 | 8.2000327 | 20.1469699 | 62.1217478 | 82.2687176 |
| 2006 | 5.2231416 | 87.9747647 | -14.0865037 | 73.8882610 | -23.8861273 | 50.0021337 | 7.3722622 | 17.3014204 | 51.9271194 | 69.2285398 |
| 2007 | 8.1423236 | 127.5662520 | -12.5169061 | 115.0493459 | -25.0603889 | 89.9889571 | 9.9286248 | 23.6693943 | 73.4052678 | 97.0746621 |
| 2008 | 8.5530466 | 135.6056877 | -13.8809446 | 121.7247431 | -29.0198140 | 92.7049290 | 10.5298384 | 27.6832391 | 79.6348098 | 107.3180489 |
| 2009 | 6.8975395 | 105.3713082 | -10.4812488 | 94.8900594 | -24.7607898 | 70.1292696 | 6.7814512 | 15.7903885 | 62.8933626 | 78.6837511 |
| 2010 | 7.9651455 | 118.6115212 | -13.8211960 | 104.7903252 | -26.2504816 | 78.5398436 | 8.4638713 | 22.0029116 | 68.9372381 | 90.9401496 |
| 2011 | 8.4278727 | 131.1067387 | -14.1584994 | 116.9482393 | -28.7386599 | 88.2095794 | 9.7697761 | 25.1505788 | 85.4589931 | 110.6095719 |
| 2012 | 8.4532117 | 131.2412166 | -13.8982775 | 117.3429391 | -25.6245942 | 91.7183449 | 8.9149732 | 23.7166379 | 84.0074981 | 107.7241360 |
| 2013 | 10.3854388 | 161.6012172 | -14.3636831 | 147.2375341 | -25.5768325 | 121.6607016 | 12.3158143 | 31.0721677 | 94.7874510 | 125.8596188 |
| 2014 | 15.0805153 | 233.7950687 | -14.0124517 | 219.7826170 | -26.4213846 | 193.3612324 | 16.6489426 | 44.7609091 | 106.2577468 | 151.0186560 |
| 2015 | 15.4926005 | 238.3884798 | -14.2676550 | 224.1208248 | -25.0847717 | 199.0360531 | 16.8577852 | 45.1466065 | 127.6969757 | 172.8435822 |
| 2016 | 12.9164536 | 197.2544662 | -14.0588274 | 183.1956389 | -24.9945598 | 158.2010791 | 12.8243785 | 34.6564839 | 96.8979676 | 131.5544514 |
| 2017 | 12.4084444 | 188.3773290 | -13.8955888 | 174.4817402 | -25.7687520 | 148.7129882 | 12.1260981 | 32.0479740 | 78.4069507 | 110.4549247 |
| 2018 | 13.5040106 | 204.3727824 | -15.3094136 | 189.0633688 | -26.6439108 | 162.4194580 | 16.1940513 | 38.8030986 | 119.4487123 | 158.2518109 |
| 2019 | 14.2598971 | 190.7503674 | -16.0698843 | 174.6804830 | -29.3451452 | 145.3353378 | 11.0263592 | 30.7483051 | 145.8222804 | 176.5705855 |
| **2020** | **11.2659563** | **208.8438314** | **-11.7325083** | **197.1113230** | **-20.0803315** | **177.0309915** | **12.2000439** | **34.6920024** | **98.4022616** | **133.0942640** |
| 2021 | 11.3905289 | 211.2885067 | -11.8439652 | 199.4445416 | -20.2866905 | 179.1578511 | 12.2085241 | 35.1986827 | 98.4782782 | 133.6769610 |
| 2022 | 14.7143062 | 225.0492624 | -15.2905578 | 209.7587046 | -24.7415950 | 185.0171097 | 8.1932789 | 34.3529097 | 128.2841568 | 162.6370665 |
| 2023 | 14.2391051 | 219.0187007 | -14.7933441 | 204.2253566 | -23.7473229 | 180.4780337 | 8.2166879 | 29.3193959 | 128.6020188 | 157.9214146 |
| 2024 | 14.4856892 | 216.2279713 | -15.0871167 | 201.1408546 | -24.1705335 | 176.9703212 | 8.2161451 | 29.8829862 | 128.5934913 | 158.4764775 |
| 2025 | 14.2574863 | 220.2448511 | -14.8435599 | 205.4012912 | -23.7748616 | 181.6264296 | 8.2179926 | 31.2729490 | 128.6224548 | 159.8954038 |
| 2026 | 13.9551223 | 212.8802786 | -14.5306550 | 198.3496236 | -23.2637861 | 175.0858375 | 8.2161660 | 28.5815097 | 128.5937648 | 157.1752745 |
| 2027 | 14.5314613 | 219.9828971 | -15.1292540 | 204.8536431 | -24.2418728 | 180.6117703 | 8.2184414 | 30.0798880 | 128.6294906 | 158.7093786 |
| 2028 | 14.0266942 | 215.4079065 | -14.5740949 | 200.8338116 | -23.3860196 | 177.4477921 | 8.2161556 | 29.6535244 | 128.5936653 | 158.2471897 |
| 2029 | 14.4530446 | 214.8828225 | -15.0014906 | 199.8813319 | -24.0882865 | 175.7930455 | 8.2249337 | 25.9845752 | 128.7310494 | 154.7156246 |
| 2030 | 13.9284237 | 214.5860187 | -14.5057799 | 200.0802388 | -23.2231755 | 176.8570634 | 8.2144438 | 29.9459783 | 128.5668896 | 158.5128679 |
| 2031 | 16.1230245 | 231.8748695 | -16.7919165 | 215.0829530 | -26.9669713 | 188.1159817 | 8.2197566 | 30.1122225 | 128.6499764 | 158.7621989 |
| 2032 | 13.2674375 | 210.1671475 | -13.8317047 | 196.3354428 | -22.1215150 | 174.2139278 | 8.2051124 | 32.9748866 | 128.4207543 | 161.3956409 |
| 2033 | 15.8145491 | 230.6751981 | -16.4683522 | 214.2068459 | -26.4356829 | 187.7711630 | 8.2201115 | 30.1158752 | 128.6554956 | 158.7713708 |
| 2034 | 13.2928118 | 207.0114803 | -13.8048401 | 193.2066402 | -22.1306964 | 171.0759438 | 8.2174707 | 28.3153623 | 128.6142008 | 156.9295632 |
| 2035 | 21.6037018 | 268.0068768 | -22.4986011 | 245.5082757 | -36.4995777 | 209.0086980 | 8.2157902 | 38.8226998 | 128.5879721 | 167.4106719 |

# Tables B-18 through B-31

Note: Where applicable, the projected data values shown in this appendix are shaded and the bill year data are in **bold** type.

## TABLE B-18 Variable OMP&R Component of Transportation Charge for Each Contractor[a] (in dollars)

Sheet 1 of 4

| Calendar Year | NORTH BAY AREA | | | SOUTH BAY AREA | | | | CENTRAL COASTAL AREA | | |
|---|---|---|---|---|---|---|---|---|---|---|
| | Napa | Solano | Total | Alameda-Zone 7 | Alameda County | Santa Clara | Total | San Luis Obispo | Santa Barbara | Total |
| | [1] | [2] | [3] | [4] | [5] | [6] | [7] | [8] | [9] | [10] |
| 1961 | 0 | 0 | 0 | 0 | 0 | 0 | 0 | 0 | 0 | 0 |
| 1962 | 0 | 0 | 0 | 2,051 | 34,919 | 0 | 36,970 | 0 | 0 | 0 |
| 1963 | 0 | 0 | 0 | 7,900 | 49,811 | 0 | 57,711 | 0 | 0 | 0 |
| 1964 | 0 | 0 | 0 | 5,931 | 68,203 | 0 | 74,134 | 0 | 0 | 0 |
| 1965 | 0 | 0 | 0 | 10,918 | 68,765 | 62,926 | 142,609 | 0 | 0 | 0 |
| 1966 | 0 | 0 | 0 | 19,330 | 52,135 | 121,141 | 192,606 | 0 | 0 | 0 |
| 1967 | 0 | 0 | 0 | 19,958 | 53,785 | 163,255 | 236,998 | 0 | 0 | 0 |
| 1968 | 6,989 | 0 | 6,989 | 29,899 | 120,985 | 341,768 | 492,652 | 0 | 0 | 0 |
| 1969 | 8,551 | 0 | 8,551 | 31,859 | 3,904 | 298,968 | 334,731 | 0 | 0 | 0 |
| 1970 | 13,598 | 0 | 13,598 | 49,687 | 0 | 431,443 | 481,130 | 0 | 0 | 0 |
| 1971 | 10,609 | 0 | 10,609 | 23,842 | 28,328 | 416,329 | 468,499 | 0 | 0 | 0 |
| 1972 | 14,434 | 0 | 14,434 | 54,838 | 144,669 | 524,208 | 723,715 | 0 | 0 | 0 |
| 1973 | 14,449 | 0 | 14,449 | 18,398 | 15,590 | 547,807 | 581,795 | 0 | 0 | 0 |
| 1974 | 17,473 | 0 | 17,473 | 9,499 | 29 | 636,186 | 645,714 | 0 | 0 | 0 |
| 1975 | 14,779 | 0 | 14,779 | 22,318 | 4,765 | 425,284 | 452,367 | 0 | 0 | 0 |
| 1976 | 20,856 | 0 | 20,856 | 97,874 | 121,693 | 502,769 | 722,336 | 0 | 0 | 0 |
| 1977 | 22,635 | 0 | 22,635 | 82,578 | 123,044 | 497,792 | 703,414 | 0 | 0 | 0 |
| 1978 | 21,692 | 0 | 21,692 | 74,911 | 39,986 | 652,860 | 767,757 | 0 | 0 | 0 |
| 1979 | 16,237 | 0 | 16,237 | 137,101 | 77,145 | 652,629 | 866,875 | 0 | 0 | 0 |
| 1980 | 19,945 | 0 | 19,945 | 98,743 | 64,891 | 517,531 | 681,165 | 0 | 0 | 0 |
| 1981 | 23,842 | 0 | 23,842 | 126,437 | 141,456 | 567,968 | 835,861 | 0 | 0 | 0 |
| 1982 | 12,157 | 0 | 12,157 | 97,117 | 46,742 | 651,246 | 795,105 | 0 | 0 | 0 |
| 1983 | 2,342 | 0 | 2,342 | 8,171 | 5,412 | 148,743 | 162,326 | 0 | 0 | 0 |
| 1984 | 4,822 | 0 | 4,822 | 26,707 | 13,141 | 349,314 | 389,162 | 0 | 0 | 0 |
| 1985 | 10,188 | 0 | 10,188 | 79,863 | 102,790 | 466,291 | 648,944 | 0 | 0 | 0 |
| 1986 | 15,501 | 0 | 15,501 | 112,370 | 131,118 | 932,090 | 1,175,578 | 0 | 0 | 0 |
| 1987 | 27,223 | 0 | 27,223 | 216,211 | 234,290 | 812,631 | 1,263,132 | 0 | 0 | 0 |
| 1988 | 31,265 | 11,533 | 42,798 | 229,578 | 297,129 | 779,537 | 1,306,244 | 0 | 0 | 0 |
| 1989 | 37,874 | 66,850 | 104,724 | 306,533 | 304,275 | 1,051,562 | 1,662,370 | 0 | 0 | 0 |
| 1990 | 54,736 | 105,421 | 160,157 | 524,114 | 502,545 | 1,456,008 | 2,482,667 | 0 | 0 | 0 |
| 1991 | 8,159 | 18,824 | 26,983 | 105,736 | 142,105 | 316,839 | 564,680 | 0 | (2,636) | (2,636) |
| 1992 | 12,515 | 23,808 | 36,323 | 93,772 | 122,436 | 273,849 | 490,057 | 0 | 0 | 0 |
| 1993 | (7,223) | (17,293) | (24,516) | (36,162) | (12,912) | (78,024) | (127,098) | 0 | 0 | 0 |
| 1994 | 39,106 | 77,257 | 116,363 | 231,800 | 257,533 | 642,006 | 1,131,339 | 0 | 0 | 0 |
| 1995 | 15,701 | 36,724 | 52,425 | 160,663 | 93,610 | 151,287 | 405,560 | 0 | 0 | 0 |
| 1996 | 31,526 | 96,570 | 128,096 | 214,883 | 186,694 | 735,431 | 1,137,008 | 502 | 0 | 502 |
| 1997 | 29,683 | 116,555 | 146,238 | 351,185 | 219,799 | 912,861 | 1,483,845 | 34,932 | 233,584 | 268,516 |
| 1998 | (6,622) | (19,825) | (26,447) | (8,777) | (18,989) | (72,459) | (100,225) | (17,211) | (89,207) | (106,418) |
| 1999 | 16,237 | 54,380 | 70,617 | 258,207 | 193,717 | 444,579 | 896,503 | 54,386 | 292,594 | 346,980 |
| 2000 | 21,853 | 93,587 | 115,441 | 375,486 | 237,544 | 749,863 | 1,362,894 | 76,397 | 438,502 | 514,899 |
| 2001 | 287,659 | 528,307 | 815,967 | 1,675,681 | 989,109 | 2,451,313 | 5,116,103 | 527,230 | 2,332,218 | 2,859,448 |
| 2002 | 90,290 | 266,205 | 356,494 | 1,067,734 | 640,899 | 1,453,943 | 3,162,576 | 245,579 | 1,558,398 | 1,803,978 |
| 2003 | 131,103 | 266,087 | 397,190 | 1,076,990 | 647,811 | 2,301,219 | 4,026,020 | 288,034 | 1,744,375 | 2,032,409 |
| 2004 | 141,816 | 356,192 | 498,008 | 1,325,729 | 624,583 | 1,614,003 | 3,564,314 | 289,820 | 2,067,009 | 2,356,828 |
| 2005 | 189,098 | 393,118 | 582,216 | 1,483,817 | 849,101 | 2,494,389 | 4,827,307 | 349,724 | 1,920,481 | 2,270,205 |
| 2006 | 182,260 | 317,835 | 500,095 | 1,300,582 | 736,662 | 2,176,157 | 4,213,401 | 291,383 | 1,611,294 | 1,902,677 |
| 2007 | 332,072 | 604,828 | 936,900 | 1,610,846 | 899,767 | 2,704,432 | 5,215,045 | 366,554 | 2,692,851 | 3,059,405 |
| 2008 | 395,190 | 527,573 | 922,763 | 1,566,799 | 767,365 | 1,940,416 | 4,274,579 | 365,096 | 1,973,901 | 2,338,997 |
| 2009 | 213,076 | 272,083 | 485,159 | 843,210 | 501,039 | 1,551,897 | 2,896,146 | 299,065 | 1,215,709 | 1,514,774 |
| 2010 | 282,372 | 305,674 | 588,046 | 1,351,310 | 627,652 | 1,947,157 | 3,926,119 | 341,662 | 1,616,461 | 1,958,123 |
| 2011 | 306,109 | 307,816 | 613,926 | 1,748,638 | 948,748 | 2,961,421 | 5,658,807 | 422,418 | 2,511,286 | 2,933,704 |
| 2012 | 251,515 | 316,883 | 568,397 | 1,723,963 | 654,225 | 2,347,855 | 4,726,043 | 424,864 | 2,097,820 | 2,522,684 |
| 2013 | 436,724 | 530,850 | 967,574 | 2,154,654 | 1,100,060 | 3,142,687 | 6,397,401 | 463,289 | 2,267,739 | 2,731,028 |
| 2014 | 601,595 | 397,111 | 998,706 | 1,549,511 | 1,206,215 | 2,175,750 | 4,931,477 | 481,528 | 2,512,391 | 2,993,918 |
| 2015 | 485,232 | 503,875 | 989,107 | 1,466,259 | 932,594 | 3,115,852 | 5,514,705 | 593,685 | 2,013,788 | 2,607,474 |
| 2016 | 333,812 | 359,325 | 693,137 | 2,388,733 | 801,150 | 4,103,918 | 7,293,802 | 552,397 | 3,918,983 | 4,471,380 |
| 2017 | 253,341 | 415,051 | 668,391 | 2,102,499 | 938,170 | 4,131,618 | 7,172,287 | 314,244 | 4,304,424 | 4,618,669 |
| 2018 | 439,091 | 682,830 | 1,121,921 | 2,240,304 | 916,385 | 4,838,946 | 7,995,636 | 384,077 | 4,364,044 | 4,748,121 |
| 2019 | 723,530 | 487,276 | 1,210,806 | 2,371,515 | 658,528 | 3,355,847 | 6,385,890 | 589,216 | 3,652,251 | 4,241,467 |
| **2020** | **660,519** | **308,158** | **968,678** | **2,731,545** | **1,297,584** | **3,623,277** | **7,652,405** | **1,689,765** | **3,632,409** | **5,322,173** |
| 2021 | 681,440 | 317,920 | 999,360 | 2,761,798 | 1,366,736 | 3,661,682 | 7,790,216 | 1,699,034 | 3,648,312 | 5,347,346 |
| 2022 | 568,009 | 341,897 | 909,906 | 2,753,967 | 1,380,406 | 3,628,925 | 7,763,298 | 2,083,381 | 4,438,691 | 6,522,072 |
| 2023 | 569,418 | 342,745 | 912,163 | 2,514,179 | 1,262,745 | 3,332,178 | 7,109,101 | 2,030,554 | 4,309,991 | 6,340,545 |
| 2024 | 569,380 | 342,723 | 912,103 | 2,545,355 | 1,278,864 | 3,371,406 | 7,195,624 | 2,037,691 | 4,325,140 | 6,362,831 |
| 2025 | 569,509 | 342,800 | 912,309 | 2,609,703 | 1,312,476 | 3,450,824 | 7,373,003 | 2,055,935 | 4,363,865 | 6,419,800 |
| 2026 | 569,382 | 342,723 | 912,105 | 2,484,104 | 1,246,900 | 3,295,673 | 7,026,678 | 2,020,960 | 4,289,628 | 6,310,587 |
| 2027 | 569,540 | 342,819 | 912,358 | 2,551,338 | 1,282,089 | 3,378,337 | 7,211,764 | 2,040,685 | 4,331,496 | 6,372,182 |
| 2028 | 569,381 | 342,723 | 912,104 | 2,534,404 | 1,273,154 | 3,357,844 | 7,165,403 | 2,034,742 | 4,318,882 | 6,353,625 |
| 2029 | 569,990 | 343,089 | 913,080 | 2,355,287 | 1,179,877 | 3,135,489 | 6,670,653 | 1,989,334 | 4,222,499 | 6,211,832 |
| 2030 | 569,263 | 342,652 | 911,915 | 2,549,421 | 1,280,953 | 3,376,584 | 7,206,958 | 2,038,158 | 4,326,133 | 6,364,292 |
| 2031 | 569,631 | 342,873 | 912,504 | 2,541,997 | 1,277,564 | 3,365,199 | 7,184,761 | 2,041,364 | 4,332,938 | 6,374,302 |
| 2032 | 568,616 | 342,262 | 910,878 | 2,755,239 | 1,386,323 | 3,640,298 | 7,781,860 | 2,075,225 | 4,404,810 | 6,480,035 |
| 2033 | 569,655 | 342,888 | 912,543 | 2,504,992 | 1,259,458 | 3,313,984 | 7,078,434 | 2,041,482 | 4,333,188 | 6,374,671 |
| 2034 | 569,472 | 342,778 | 912,250 | 2,477,051 | 1,243,040 | 3,287,766 | 7,007,858 | 2,017,800 | 4,282,922 | 6,300,722 |
| 2035 | 569,356 | 342,708 | 912,064 | 2,940,385 | 1,485,844 | 3,856,057 | 8,282,285 | 2,152,566 | 4,568,972 | 6,721,538 |
| **TOTAL** | **15,971,581** | **13,927,070** | **29,898,651** | **76,931,070** | **40,527,156** | **123,968,864** | **241,427,091** | **39,787,549** | **115,378,136** | **155,165,685** |

[a] B-18 includes Extra Peaking Charges for additional power shown in Table 9.

## TABLE B-18 Variable OMP&R Component of Transportation Charge for Each Contractor[a] (in dollars)



| Calendar Year | SAN JOAQUIN VALLEY AREA | | | | | | | | |
|---|---|---|---|---|---|---|---|---|---|
| | | | | Kern | | | | | |
| | Dudley Ridge | Empire | Future Contractor San Joaquin Valley | Municipal and Industrial | Agricultural | Kings | Oak Flat | Tulare | Total |
| | [11] | [12] | [13] | [14] | [15] | [16] | [17] | [18] | [19] |
| 1961 | 0 | 0 | 0 | 0 | 0 | 0 | 0 | 0 | 0 |
| 1962 | 0 | 0 | 0 | 0 | 0 | 0 | 0 | 0 | 0 |
| 1963 | 0 | 0 | 0 | 0 | 0 | 0 | 0 | 0 | 0 |
| 1964 | 0 | 0 | 0 | 0 | 0 | 0 | 0 | 0 | 0 |
| 1965 | 0 | 0 | 0 | 0 | 0 | 0 | 0 | 0 | 0 |
| 1966 | 0 | 0 | 0 | 0 | 0 | 0 | 0 | 0 | 0 |
| 1967 | 0 | 0 | 0 | 0 | 0 | 0 | 0 | 0 | 0 |
| 1968 | 68,977 | 5,176 | 0 | 0 | 440,922 | 2,355 | 4,760 | 65,680 | 587,870 |
| 1969 | 56,774 | 101 | 0 | 0 | 321,387 | 181 | 3,338 | 17,956 | 399,737 |
| 1970 | 69,818 | 6,811 | 0 | 0 | 470,867 | 0 | 5,595 | 16,550 | 569,641 |
| 1971 | 53,097 | 7,747 | 0 | 0 | 769,054 | 4,785 | 6,353 | 158,419 | 999,455 |
| 1972 | 62,365 | 8,515 | 0 | 0 | 1,151,788 | 2,057 | 7,375 | 379,686 | 1,611,786 |
| 1973 | 33,931 | 4,615 | 0 | 0 | 770,121 | 2,307 | 3,017 | 77,630 | 891,621 |
| 1974 | 49,114 | 4,413 | 0 | 46,752 | 677,660 | 2,206 | 3,114 | 106,332 | 889,591 |
| 1975 | 63,140 | 4,671 | 0 | 34,580 | 848,249 | 2,491 | 3,920 | 134,295 | 1,091,346 |
| 1976 | 70,851 | 5,132 | 0 | 94,653 | 966,820 | 2,737 | 4,910 | 100,597 | 1,245,701 |
| 1977 | 26,565 | 1,758 | 0 | 84,875 | 498,624 | 3,644 | 2,602 | 43,067 | 661,135 |
| 1978 | 108,944 | 938 | 0 | 190,675 | 1,616,975 | 4,319 | 6,294 | 24,901 | 1,953,046 |
| 1979 | 107,956 | 4,871 | 0 | 194,048 | 2,371,175 | 5,602 | 13,172 | 434,472 | 3,131,297 |
| 1980 | 88,746 | 1,935 | 0 | 121,603 | 1,731,588 | 4,762 | 7,766 | 163,301 | 2,119,701 |
| 1981 | 129,687 | 18,533 | 0 | 263,077 | 2,398,339 | 7,275 | 8,904 | 263,922 | 3,089,737 |
| 1982 | 108,561 | 937 | 0 | 145,246 | 2,375,404 | 4,541 | 6,763 | 48,137 | 2,689,589 |
| 1983 | 61,443 | 0 | 0 | 13,954 | 929,183 | 5,662 | 3,232 | 1,218 | 1,014,692 |
| 1984 | 82,423 | 0 | 0 | 216,437 | 1,996,259 | 5,946 | 7,475 | 10,496 | 2,319,036 |
| 1985 | 114,571 | 12,938 | 0 | 242,645 | 2,567,184 | 8,422 | 8,815 | 271,970 | 3,226,545 |
| 1986 | 236,756 | 5,513 | 0 | 377,798 | 4,876,960 | 17,433 | 16,927 | 376,088 | 5,907,475 |
| 1987 | 187,090 | 10,273 | 0 | 504,168 | 4,230,949 | 16,140 | 15,529 | 375,604 | 5,339,753 |
| 1988 | 188,170 | 14,894 | 0 | 524,965 | 4,250,194 | 15,528 | 11,928 | 374,528 | 5,380,207 |
| 1989 | 285,261 | 15,450 | 0 | 681,238 | 6,158,648 | 20,063 | 21,693 | 649,604 | 7,831,957 |
| 1990 | 218,786 | 7,710 | 0 | 845,877 | 4,778,185 | 12,056 | 12,072 | 344,008 | 6,218,694 |
| 1991 | 4,393 | 1,047 | 0 | 185,013 | 47,869 | 0 | 521 | 10,331 | 249,174 |
| 1992 | 76,840 | 4,426 | 0 | 227,332 | 1,699,824 | 6,059 | 5,222 | 151,055 | 2,170,758 |
| 1993 | 20,064 | 4,843 | 0 | 78,585 | 340,588 | 2,090 | 1,467 | 123,913 | 571,550 |
| 1994 | 135,626 | 7,854 | 0 | 471,316 | 3,417,815 | 9,967 | 10,102 | 293,748 | 4,346,428 |
| 1995 | 181,772 | 4,611 | 0 | 409,656 | 3,437,735 | 11,619 | 10,492 | 288,010 | 4,343,895 |
| 1996 | 286,064 | 9,577 | 0 | 715,404 | 6,328,965 | 21,039 | 16,403 | 1,196,303 | 8,573,755 |
| 1997 | 308,515 | 0 | 0 | 650,416 | 5,627,735 | 0 | 15,559 | 94,838 | 6,697,063 |
| 1998 | 16,993 | (54) | 0 | (16,341) | 91,651 | (2) | 1,171 | (2,095) | 91,324 |
| 1999 | 195,683 | 10,411 | 0 | 473,993 | 4,043,627 | 13,112 | 11,761 | 956,653 | 5,705,239 |
| 2000 | 194,868 | 5,791 | 0 | 150,870 | 4,259,519 | 11,588 | 10,347 | 638,347 | 5,271,330 |
| 2001 | 787,383 | 25,556 | 0 | 156,315 | 11,851,444 | 29,314 | 45,773 | 1,119,234 | 14,015,019 |
| 2002 | 425,666 | 12,227 | 0 | 183,569 | 8,013,811 | 24,836 | 29,691 | 839,776 | 9,529,575 |
| 2003 | 453,639 | 14,136 | 0 | 493,523 | 9,967,581 | 36,345 | 28,691 | 1,041,918 | 12,035,833 |
| 2004 | 520,408 | 37,769 | 0 | 1,406,548 | 8,941,409 | 95,991 | 33,665 | 861,595 | 11,897,384 |
| 2005 | 977,603 | 45,805 | 0 | 836,724 | 17,643,647 | 236,621 | 34,032 | 1,672,595 | 21,447,026 |
| 2006 | 715,694 | 32,588 | 0 | 990,621 | 13,741,832 | 94,625 | 28,908 | 1,074,404 | 16,678,671 |
| 2007 | 620,190 | 28,636 | 0 | 772,040 | 12,112,877 | 79,441 | 32,913 | 1,196,587 | 14,842,684 |
| 2008 | 380,360 | 16,244 | 0 | 757,958 | 7,714,656 | 65,800 | 24,535 | 581,569 | 9,541,121 |
| 2009 | 191,157 | 9,315 | 0 | 65,787 | 5,125,677 | 30,549 | 11,783 | 331,564 | 5,765,832 |
| 2010 | 403,759 | 44,124 | 0 | 144,035 | 9,138,438 | 65,685 | 27,416 | 785,371 | 10,608,829 |
| 2011 | 933,415 | 29,454 | 0 | 710,131 | 19,628,670 | 103,162 | 29,363 | 851,153 | 22,285,349 |
| 2012 | 271,078 | 33,185 | 0 | 533,800 | 11,576,632 | 109,606 | 32,751 | 1,321,153 | 13,878,205 |
| 2013 | 507,284 | 29,391 | 0 | 635,507 | 12,229,363 | 87,123 | 36,928 | 827,798 | 14,353,395 |
| 2014 | 525,372 | 14,506 | 0 | 219 | 7,112,151 | 35,269 | 29,922 | 250,995 | 7,968,434 |
| 2015 | 441,243 | 17,652 | 0 | 494,186 | 9,244,702 | 34,767 | 21,971 | 490,395 | 10,744,916 |
| 2016 | 456,466 | 39,778 | 0 | 281,116 | 13,656,632 | 79,906 | 28,336 | 925,397 | 15,467,631 |
| 2017 | 1,083,610 | 33,827 | 0 | 831,871 | 25,691,692 | 153,044 | 39,468 | 1,205,172 | 29,038,684 |
| 2018 | 769,747 | 35,971 | 0 | 109,305 | 14,304,090 | 83,947 | 36,665 | 891,753 | 16,231,479 |
| 2019 | 683,188 | 48,240 | 0 | 1,441,004 | 18,435,071 | 146,448 | 22,897 | 1,812,269 | 22,589,117 |
| **2020** | **642,550** | **40,486** | **0** | **2,160,177** | **14,920,397** | **127,805** | **53,412** | **1,180,445** | **19,125,272** |
| 2021 | 656,783 | 41,382 | 0 | 2,203,153 | 15,214,102 | 130,588 | 54,855 | 1,206,592 | 19,507,455 |
| 2022 | 747,328 | 47,087 | 0 | 2,459,457 | 16,764,168 | 147,549 | 64,550 | 1,372,936 | 21,603,076 |
| 2023 | 602,862 | 37,985 | 0 | 2,080,997 | 14,113,279 | 119,320 | 47,279 | 1,107,533 | 18,109,256 |
| 2024 | 618,978 | 39,000 | 0 | 2,113,353 | 14,359,061 | 122,470 | 49,524 | 1,137,141 | 18,439,528 |
| 2025 | 658,634 | 41,499 | 0 | 2,224,590 | 15,124,535 | 130,220 | 54,019 | 1,209,993 | 19,443,489 |
| 2026 | 581,797 | 36,658 | 0 | 2,012,196 | 13,657,378 | 115,203 | 45,207 | 1,068,834 | 17,517,274 |
| 2027 | 624,538 | 39,351 | 0 | 2,137,352 | 14,509,157 | 123,556 | 49,880 | 1,147,354 | 18,631,188 |
| 2028 | 612,423 | 38,587 | 0 | 2,095,884 | 14,237,205 | 121,188 | 48,751 | 1,125,097 | 18,279,136 |
| 2029 | 507,357 | 31,967 | 0 | 1,828,968 | 12,351,077 | 100,657 | 35,925 | 932,079 | 15,788,031 |
| 2030 | 620,826 | 39,117 | 0 | 2,115,073 | 14,377,033 | 122,830 | 49,849 | 1,140,536 | 18,465,265 |
| 2031 | 625,424 | 39,406 | 0 | 2,167,325 | 14,665,609 | 123,730 | 49,108 | 1,148,982 | 18,819,584 |
| 2032 | 707,623 | 44,586 | 0 | 2,323,288 | 15,872,531 | 139,791 | 60,860 | 1,299,992 | 20,448,671 |
| 2033 | 625,518 | 39,412 | 0 | 2,165,164 | 14,655,167 | 123,748 | 49,195 | 1,149,155 | 18,807,360 |
| 2034 | 574,157 | 36,176 | 0 | 1,978,907 | 13,449,704 | 113,710 | 44,734 | 1,054,798 | 17,252,186 |
| 2035 | 874,378 | 55,092 | 0 | 2,876,082 | 19,521,295 | 172,382 | 77,156 | 1,606,342 | 25,182,727 |
| **TOTAL** | **25,322,283** | **1,387,632** | **0** | **53,715,060** | **550,413,934** | **3,853,213** | **1,678,612** | **45,158,075** | **681,528,808** |

[a] B-18 includes Extra Peaking Charges for additional power shown in Table 9.

## TABLE B-18 Variable OMP&R Component of Transportation Charge for Each Contractor[a] (in dollars)

Sheet 3 of 4

| Calendar Year | SOUTHERN CALIFORNIA AREA | | | | | | | | | |
|---|---|---|---|---|---|---|---|---|---|---|
| | AVEK | Coachella | Crestline | Desert | Littlerock | Mojave | Palmdale | San Bernardino | San Gabriel | San Gorgonio |
| | [20] | [21] | [22] | [23] | [24] | [25] | [26] | [27] | [28] | [29] |
| 1961 | 0 | 0 | 0 | 0 | 0 | 0 | 0 | 0 | 0 | 0 |
| 1962 | 0 | 0 | 0 | 0 | 0 | 0 | 0 | 0 | 0 | 0 |
| 1963 | 0 | 0 | 0 | 0 | 0 | 0 | 0 | 0 | 0 | 0 |
| 1964 | 0 | 0 | 0 | 0 | 0 | 0 | 0 | 0 | 0 | 0 |
| 1965 | 0 | 0 | 0 | 0 | 0 | 0 | 0 | 0 | 0 | 0 |
| 1966 | 0 | 0 | 0 | 0 | 0 | 0 | 0 | 0 | 0 | 0 |
| 1967 | 0 | 0 | 0 | 0 | 0 | 0 | 0 | 0 | 0 | 0 |
| 1968 | 0 | 0 | 0 | 0 | 0 | 0 | 0 | 0 | 0 | 0 |
| 1969 | 0 | 0 | 0 | 0 | 0 | 0 | 0 | 0 | 0 | 0 |
| 1970 | 0 | 0 | 0 | 0 | 0 | 0 | 0 | 0 | 0 | 0 |
| 1971 | 0 | 0 | 0 | 0 | 0 | 0 | 0 | 0 | 0 | 0 |
| 1972 | 780 | 0 | 12,785 | 0 | 4,496 | 1,515 | 0 | 32,107 | 0 | 0 |
| 1973 | 286 | 102,812 | 6,896 | 159,536 | 3,855 | 0 | 0 | 301,444 | 0 | 0 |
| 1974 | 15,558 | 100,955 | 9,890 | 157,742 | 4,932 | 221 | 0 | 177,173 | 5,961 | 0 |
| 1975 | 99,186 | 108,253 | 12,758 | 170,111 | 6,391 | 0 | 0 | 136,066 | 50,723 | 0 |
| 1976 | 385,090 | 135,276 | 17,835 | 213,594 | 8,164 | 0 | 0 | 139,354 | 65,476 | 0 |
| 1977 | 199,166 | 0 | 23,598 | 0 | 1,974 | 1,702 | 0 | 239,663 | 74,838 | 0 |
| 1978 | 581,729 | 174,116 | 20,875 | 264,178 | 2,731 | 0 | 0 | 37,043 | 67,462 | 0 |
| 1979 | 1,058,904 | 228,437 | 28,603 | 340,510 | 2,328 | 90,803 | 0 | 236 | 3,668 | 0 |
| 1980 | 1,390,117 | 256,759 | 29,229 | 401,038 | 3,667 | 94,362 | 0 | 0 | 16,504 | 0 |
| 1981 | 1,480,362 | 274,149 | 33,632 | 430,304 | 23,861 | 90,590 | 0 | 254,649 | 57,523 | 0 |
| 1982 | 923,973 | 292,674 | 27,190 | 461,216 | 0 | 230,608 | 0 | 126,461 | 189,895 | 0 |
| 1983 | 333,772 | 172,336 | 10,792 | 272,477 | 385 | 0 | 0 | (71,602) | (8,768) | 0 |
| 1984 | 485,847 | 273,597 | 19,572 | 433,785 | 15 | 0 | 0 | (66,353) | (91,433) | 0 |
| 1985 | 821,069 | 413,406 | 34,603 | 657,011 | 0 | 0 | 32,464 | (47,544) | (32,348) | 0 |
| 1986 | 1,109,047 | 728,808 | 60,274 | 1,160,650 | 5,548 | 0 | 105,375 | 69,170 | 101,843 | 0 |
| 1987 | 1,019,605 | 668,383 | 63,601 | 1,083,530 | 32,651 | 585 | 157,843 | 88,076 | 49,930 | 0 |
| 1988 | 1,019,793 | 688,891 | 66,914 | 1,134,141 | 11,991 | 300 | 50,654 | 92,465 | 38,688 | 0 |
| 1989 | 1,736,901 | 978,885 | 97,114 | 1,633,489 | 38,269 | 8,951 | 350,953 | 340,460 | 210,334 | 0 |
| 1990 | 2,442,558 | 1,402,619 | 110,934 | 2,313,410 | 90,472 | 0 | 446,408 | 599,573 | 530,099 | 0 |
| 1991 | 286,485 | 277,078 | 33,945 | 456,999 | 17,978 | 128,405 | 132,700 | 35,339 | 52,116 | 0 |
| 1992 | 587,340 | 240,119 | 11,952 | 396,022 | 4,871 | 241,338 | 78,306 | (22,718) | (53,500) | 0 |
| 1993 | (190,611) | (809,033) | (2,389) | (1,334,429) | (3,246) | (61,112) | (29,466) | (157,452) | (519,798) | 0 |
| 1994 | 1,841,902 | 189,616 | 34,480 | 312,714 | 41,201 | 731,185 | 315,446 | 122,829 | 204,783 | 0 |
| 1995 | 761,209 | (251,547) | 7,960 | (414,889) | 7,727 | 165,622 | 114,342 | (7,579) | (140,714) | 0 |
| 1996 | 1,883,530 | 508,274 | 18,313 | 838,330 | 16,510 | 289,044 | 385,745 | 49,537 | 133,848 | 0 |
| 1997 | 2,121,818 | 365,342 | 24,076 | 330,153 | 15,099 | 414,596 | 438,212 | 61,553 | 115,882 | 0 |
| 1998 | (577,005) | (3,979,131) | (2,991) | (3,279,862) | (4,405) | (46,209) | (84,367) | (87,188) | (432,227) | 0 |
| 1999 | 1,309,467 | (633,767) | 20,018 | (729,435) | 6,484 | 180,423 | 263,297 | (161,631) | (222,717) | 0 |
| 2000 | 1,743,925 | (425,149) | 24,166 | (584,980) | 0 | 283,085 | 189,047 | (184,824) | (152,086) | 0 |
| 2001 | 10,748,924 | 1,496,563 | 206,495 | 2,468,506 | 0 | 850,559 | 1,788,151 | 4,356,149 | 388,120 | 0 |
| 2002 | 3,940,517 | 737,683 | 162,410 | 1,216,924 | 0 | 332,521 | 1,250,873 | 3,146,998 | 1,094,131 | 0 |
| 2003 | 5,100,245 | 907,298 | 145,685 | 1,496,291 | 0 | 1,429,259 | 981,068 | 1,640,399 | 1,377,877 | 7,287 |
| 2004 | 5,218,767 | 1,018,471 | 192,767 | 1,395,500 | 0 | 1,344,202 | 1,061,772 | 3,812,245 | 825,907 | 98,114 |
| 2005 | 5,994,948 | 3,452,612 | 89,977 | 3,986,107 | 0 | 1,580,568 | 1,173,519 | 2,654,327 | 1,135,524 | 84,202 |
| 2006 | 6,399,604 | 6,996,568 | 56,136 | 2,888,757 | 0 | 3,152,053 | 994,524 | 2,151,160 | 940,810 | 420,558 |
| 2007 | 9,366,927 | 7,356,418 | 230,822 | 3,037,280 | 0 | 6,174,455 | 2,222,480 | 6,072,128 | 404,247 | 598,466 |
| 2008 | 5,836,300 | 4,831,913 | 114,589 | 2,614,945 | 3,041 | 3,538,323 | 1,734,117 | 4,050,577 | 752,685 | 719,026 |
| 2009 | 4,114,908 | 3,413,562 | 96,614 | 1,365,336 | 3,869 | 3,228,735 | 1,413,080 | 3,432,844 | 861,208 | 749,973 |
| 2010 | 6,171,291 | 7,525,157 | 42,099 | 2,782,975 | 0 | 4,662,868 | 1,157,361 | 4,811,975 | 1,711,749 | 1,095,113 |
| 2011 | 11,047,442 | 9,132,221 | 62,167 | 3,679,937 | 0 | 659,640 | 1,268,372 | 3,583,578 | 2,386,360 | 1,549,093 |
| 2012 | 10,123,675 | 11,588,969 | 80,921 | 4,467,708 | 0 | 1,559,129 | 2,005,724 | 9,826,213 | 2,185,067 | 1,626,013 |
| 2013 | 7,527,022 | 8,494,574 | 223,094 | 2,750,944 | 0 | 1,264,013 | 1,558,125 | 4,744,591 | 1,224,171 | 1,823,058 |
| 2014 | 3,684,182 | 2,584,394 | 297,539 | 645,562 | 0 | 852,000 | 1,769,477 | 2,546,748 | 253,957 | 1,483,316 |
| 2015 | 2,739,880 | 7,815,571 | 306,511 | 2,412,005 | 0 | 2,201,826 | 1,247,863 | 5,752,329 | 1,238,560 | 1,055,122 |
| 2016 | 6,832,217 | 11,038,796 | 211,282 | 3,594,810 | 0 | 4,476,903 | 1,835,979 | 10,945,427 | 2,641,634 | 2,595,515 |
| 2017 | 15,567,436 | 12,446,204 | 158,436 | 4,733,155 | 0 | 6,636,699 | 2,305,180 | 12,631,119 | 3,299,863 | 3,013,618 |
| 2018 | 10,078,821 | 23,860,464 | 203,703 | 8,350,642 | 0 | 1,154,606 | 1,867,372 | 8,124,207 | 2,982,872 | 2,765,452 |
| 2019 | 10,375,587 | 6,881,304 | 335,692 | 2,175,352 | 6,868 | 3,138,201 | 2,797,149 | 12,507,874 | 3,076,116 | 2,568,306 |
| **2020** | **16,301,485** | **14,015,274** | **706,355** | **5,647,644** | **0** | **6,689,394** | **3,605,601** | **10,407,345** | **2,917,527** | **2,803,192** |
| 2021 | 16,497,988 | 14,207,982 | 714,742 | 5,725,298 | 0 | 6,763,640 | 3,648,759 | 10,550,293 | 2,957,643 | 2,868,252 |
| 2022 | 17,548,980 | 15,383,002 | 748,883 | 6,198,788 | 0 | 6,994,284 | 3,880,942 | 11,419,947 | 3,202,244 | 3,023,277 |
| 2023 | 17,047,074 | 14,864,758 | 730,147 | 5,989,955 | 0 | 6,841,044 | 3,769,448 | 11,035,962 | 3,094,362 | 2,961,203 |
| 2024 | 16,822,113 | 14,619,367 | 718,613 | 5,891,071 | 0 | 6,714,829 | 3,719,712 | 10,853,837 | 3,043,280 | 2,930,445 |
| 2025 | 17,161,579 | 15,003,652 | 734,193 | 6,045,924 | 0 | 6,871,048 | 3,794,810 | 11,138,761 | 3,123,276 | 2,978,746 |
| 2026 | 16,564,492 | 14,375,408 | 708,999 | 5,792,765 | 0 | 6,637,152 | 3,662,737 | 10,672,989 | 2,992,495 | 2,899,941 |
| 2027 | 17,120,337 | 14,943,758 | 732,202 | 6,021,789 | 0 | 6,850,193 | 3,785,657 | 11,094,404 | 3,110,808 | 2,971,317 |
| 2028 | 16,771,817 | 14,579,308 | 717,757 | 5,874,929 | 0 | 6,718,634 | 3,708,601 | 10,824,225 | 3,034,941 | 2,925,436 |
| 2029 | 16,682,771 | 14,533,038 | 714,691 | 5,856,284 | 0 | 6,695,466 | 3,688,820 | 10,789,781 | 3,025,309 | 2,920,829 |
| 2030 | 16,712,665 | 14,534,553 | 715,108 | 5,856,894 | 0 | 6,692,812 | 3,695,530 | 10,790,946 | 3,025,624 | 2,919,612 |
| 2031 | 18,002,763 | 15,805,406 | 768,696 | 6,369,002 | 0 | 7,182,561 | 3,980,716 | 11,733,442 | 3,290,175 | 3,079,238 |
| 2032 | 16,412,054 | 14,261,457 | 701,207 | 5,746,846 | 0 | 6,553,211 | 3,629,145 | 10,588,136 | 2,968,774 | 2,884,209 |
| 2033 | 17,920,847 | 15,661,428 | 765,675 | 6,310,984 | 0 | 7,158,745 | 3,962,617 | 11,627,015 | 3,260,203 | 3,061,281 |
| 2034 | 16,120,376 | 14,015,898 | 690,548 | 5,647,895 | 0 | 6,468,130 | 3,564,551 | 10,405,988 | 2,917,657 | 2,855,161 |
| 2035 | 20,690,660 | 18,260,201 | 875,792 | 7,358,194 | 0 | 8,120,303 | 4,574,927 | 13,554,393 | 3,801,184 | 3,385,666 |
| **TOTAL** | **440,118,496** | **373,125,390** | **15,817,171** | **159,674,345** | **357,727** | **161,034,021** | **94,051,720** | **286,374,657** | **78,862,341** | **69,720,036** |

[a] B-18 includes Extra Peaking Charges for additional power shown in Table 9.

## TABLE B-18 Variable OMP&R Component of Transportation Charge for Each Contractor[a] (in dollars)

Sheet 4 of 4

| Calendar Year | SOUTHERN CALIFORNIA AREA (continued) | | | | FEATHER RIVER AREA | | | | | |
|---|---|---|---|---|---|---|---|---|---|---|
| | Santa Clarita[b] | Metropolitan | Ventura | Total | Yuba City | Butte | Plumas | Total | South Bay Area Future Contractor | Grand Total |
| | [30] | [31] | [32] | [33] | [34] | [35] | [36] | [37] | [38] | [39] |
| 1961 | 0 | 0 | 0 | 0 | 0 | 0 | 0 | 0 | 0 | 0 |
| 1962 | 0 | 0 | 0 | 0 | 0 | 0 | 0 | 0 | 0 | 36,970 |
| 1963 | 0 | 0 | 0 | 0 | 0 | 0 | 0 | 0 | 0 | 57,711 |
| 1964 | 0 | 0 | 0 | 0 | 0 | 0 | 0 | 0 | 0 | 74,134 |
| 1965 | 0 | 0 | 0 | 0 | 0 | 0 | 0 | 0 | 0 | 142,609 |
| 1966 | 0 | 0 | 0 | 0 | 0 | 0 | 0 | 0 | 0 | 192,606 |
| 1967 | 0 | 0 | 0 | 0 | 0 | 0 | 0 | 0 | 0 | 236,998 |
| 1968 | 30,401 | 0 | 0 | 30,401 | 0 | 0 | 0 | 0 | 0 | 1,117,912 |
| 1969 | 30,627 | 0 | 0 | 30,627 | 0 | 0 | 0 | 0 | 0 | 773,646 |
| 1970 | 39,430 | 0 | 0 | 39,430 | 0 | 0 | 0 | 0 | 0 | 1,103,799 |
| 1971 | 34,871 | 0 | 0 | 34,871 | 0 | 0 | 0 | 0 | 0 | 1,513,434 |
| 1972 | 47,571 | 848,011 | 0 | 947,266 | 0 | 0 | 0 | 0 | 0 | 3,297,202 |
| 1973 | 28,968 | 1,083,328 | 0 | 1,687,126 | 0 | 0 | 0 | 0 | 0 | 3,174,991 |
| 1974 | 28,982 | 1,872,297 | 0 | 2,373,712 | 0 | 0 | 0 | 0 | 0 | 3,926,489 |
| 1975 | 28,568 | 3,887,152 | 0 | 4,499,209 | 0 | 0 | 0 | 0 | 0 | 6,057,701 |
| 1976 | 38,365 | 5,485,263 | 0 | 6,488,418 | 0 | 0 | 0 | 0 | 0 | 8,477,311 |
| 1977 | 21,006 | (796,686) | 0 | (234,739) | 0 | 0 | 0 | 0 | 0 | 1,152,444 |
| 1978 | 45,550 | 3,696,428 | 0 | 4,890,112 | 0 | 0 | 0 | 0 | 0 | 7,632,606 |
| 1979 | 83,940 | 4,021,960 | 0 | 5,859,389 | 0 | 0 | 0 | 0 | 0 | 9,873,798 |
| 1980 | 51,143 | 5,362,245 | 0 | 7,605,064 | 0 | 0 | 0 | 0 | 0 | 10,425,875 |
| 1981 | 118,583 | 10,862,932 | 0 | 13,626,585 | 0 | 0 | 0 | 0 | 0 | 17,576,025 |
| 1982 | 132,575 | 7,685,168 | 0 | 10,069,760 | 0 | 0 | 0 | 0 | 0 | 13,566,611 |
| 1983 | (335,712) | (8,994,497) | 0 | (8,620,817) | 0 | 0 | 0 | 0 | 0 | (7,441,457) |
| 1984 | (142,910) | (7,633,741) | 0 | (6,721,621) | 0 | 0 | 0 | 0 | 0 | (4,008,601) |
| 1985 | (335,343) | (15,739,366) | 0 | (14,196,048) | 0 | 0 | 0 | 0 | 0 | (10,310,371) |
| 1986 | 54,812 | 1,135,478 | 0 | 4,531,005 | 0 | 0 | 0 | 0 | 0 | 11,629,559 |
| 1987 | (40,745) | (3,007,097) | 0 | 116,362 | 0 | 0 | 0 | 0 | 0 | 6,746,470 |
| 1988 | (74,006) | (3,407,929) | 0 | (378,098) | 0 | 0 | 0 | 0 | 0 | 6,351,151 |
| 1989 | 178,359 | 9,488,536 | 0 | 15,062,251 | 0 | 0 | 0 | 0 | 0 | 24,661,302 |
| 1990 | 422,502 | 30,759,725 | 204,582 | 39,322,882 | 0 | 0 | 0 | 0 | 0 | 48,184,400 |
| 1991 | (3,054) | 184,870 | 22,623 | 1,625,484 | 0 | 0 | 0 | 0 | 0 | 2,463,685 |
| 1992 | (208,900) | (9,471,028) | 0 | (8,196,198) | 0 | 0 | 0 | 0 | 0 | (5,499,060) |
| 1993 | (491,161) | (21,473,875) | 0 | (25,072,572) | 0 | 0 | 0 | 0 | 0 | (24,652,636) |
| 1994 | 66,338 | 4,059,683 | 0 | 7,920,177 | 0 | 0 | 0 | 0 | 0 | 13,514,307 |
| 1995 | (247,735) | (4,895,977) | 0 | (4,901,581) | 0 | 0 | 0 | 0 | 0 | (99,701) |
| 1996 | 72,171 | 1,859,275 | 0 | 6,054,577 | 0 | 0 | 0 | 0 | 0 | 15,893,938 |
| 1997 | 22,440 | 2,428,729 | (921) | 6,336,979 | 0 | 0 | 0 | 0 | 0 | 14,932,641 |
| 1998 | (733,387) | (14,593,773) | (68,568) | (23,889,113) | 0 | 0 | 0 | 0 | 0 | (24,030,879) |
| 1999 | (448,290) | (9,194,693) | (30,003) | (9,640,848) | 0 | 0 | 0 | 0 | 0 | (2,621,509) |
| 2000 | (360,679) | (14,982,560) | 6,226 | (14,443,828) | 0 | 0 | 0 | 0 | 0 | (7,179,265) |
| 2001 | 4,442,763 | 157,946,899 | 265,404 | 184,958,532 | 0 | 0 | 0 | 0 | 0 | 207,765,068 |
| 2002 | 1,972,925 | 59,841,457 | 279,778 | 73,976,216 | 0 | 0 | 0 | 0 | 0 | 88,828,838 |
| 2003 | 3,152,927 | 94,319,451 | 358,003 | 110,915,789 | 0 | 0 | 0 | 0 | 0 | 129,407,240 |
| 2004 | 3,252,013 | 107,156,248 | 416,820 | 125,792,825 | 0 | 0 | 0 | 0 | 0 | 144,109,361 |
| 2005 | 3,011,986 | 113,938,011 | 123,173 | 137,224,954 | 0 | 0 | 0 | 0 | 0 | 166,351,708 |
| 2006 | 2,246,838 | 82,428,619 | 92,504 | 108,768,131 | 0 | 0 | 0 | 0 | 0 | 132,062,976 |
| 2007 | 4,237,426 | 137,719,208 | 317,331 | 177,737,187 | 0 | 0 | 0 | 0 | 0 | 201,791,221 |
| 2008 | 3,786,315 | 83,654,697 | 409,553 | 112,046,081 | 0 | 0 | 0 | 0 | 0 | 129,123,542 |
| 2009 | 2,595,502 | 60,876,508 | 350,864 | 82,503,002 | 0 | 0 | 0 | 0 | 0 | 93,164,913 |
| 2010 | 2,755,790 | 89,820,153 | 402,739 | 122,939,269 | 0 | 0 | 0 | 0 | 0 | 140,020,386 |
| 2011 | 2,817,663 | 131,808,061 | 425,260 | 168,419,794 | 0 | 0 | 0 | 0 | 0 | 199,911,580 |
| 2012 | 3,549,285 | 103,452,714 | 479,967 | 150,945,386 | 0 | 0 | 0 | 0 | 0 | 172,640,715 |
| 2013 | 5,774,508 | 109,125,408 | 408,943 | 144,918,452 | 0 | 0 | 0 | 0 | 0 | 169,367,850 |
| 2014 | 5,165,630 | 70,466,740 | 17,983 | 89,767,528 | 0 | 0 | 0 | 0 | 0 | 106,660,063 |
| 2015 | 5,413,675 | 111,640,673 | 214,839 | 142,038,854 | 0 | 0 | 0 | 0 | 0 | 161,895,056 |
| 2016 | 5,005,768 | 166,776,322 | 521,843 | 216,476,495 | 0 | 0 | 0 | 0 | 0 | 244,402,444 |
| 2017 | 7,407,253 | 216,637,530 | 2,188,318 | 287,024,811 | 0 | 0 | 0 | 0 | 0 | 328,522,842 |
| 2018 | 6,823,989 | 111,115,676 | 105,248 | 177,433,052 | 0 | 0 | 0 | 0 | 0 | 207,530,209 |
| 2019 | 7,697,792 | 184,431,468 | 4,719,493 | 240,711,203 | 0 | 0 | 0 | 0 | 0 | 275,138,483 |
| **2020** | **9,827,332** | **184,583,148** | **2,162,324** | **259,666,622** | **0** | **0** | **0** | **0** | **0** | **292,735,150** |
| 2021 | 9,945,578 | 186,986,443 | 2,188,236 | 263,054,855 | 0 | 0 | 0 | 0 | 0 | 296,699,232 |
| 2022 | 10,266,849 | 198,202,636 | 2,266,967 | 279,136,800 | 0 | 0 | 0 | 0 | 0 | 315,935,151 |
| 2023 | 10,006,588 | 191,977,567 | 2,210,619 | 270,528,727 | 0 | 0 | 0 | 0 | 0 | 302,999,792 |
| 2024 | 9,814,370 | 188,641,687 | 2,169,326 | 265,938,651 | 0 | 0 | 0 | 0 | 0 | 298,848,737 |
| 2025 | 10,073,795 | 193,664,454 | 2,224,452 | 272,814,689 | 0 | 0 | 0 | 0 | 0 | 306,963,290 |
| 2026 | 9,707,894 | 185,927,940 | 2,144,999 | 262,087,811 | 0 | 0 | 0 | 0 | 0 | 293,854,456 |
| 2027 | 10,015,481 | 192,655,404 | 2,213,158 | 271,514,507 | 0 | 0 | 0 | 0 | 0 | 304,641,999 |
| 2028 | 9,840,229 | 188,573,841 | 2,173,573 | 265,743,291 | 0 | 0 | 0 | 0 | 0 | 298,453,559 |
| 2029 | 9,741,682 | 187,119,165 | 2,155,043 | 263,922,880 | 0 | 0 | 0 | 0 | 0 | 293,506,476 |
| 2030 | 9,808,253 | 188,004,280 | 2,166,177 | 264,922,454 | 0 | 0 | 0 | 0 | 0 | 297,870,884 |
| 2031 | 10,429,177 | 202,235,857 | 2,308,359 | 285,185,391 | 0 | 0 | 0 | 0 | 0 | 318,476,543 |
| 2032 | 9,668,621 | 185,111,927 | 2,132,377 | 260,657,965 | 0 | 0 | 0 | 0 | 0 | 296,279,409 |
| 2033 | 10,410,178 | 201,082,277 | 2,303,217 | 283,524,467 | 0 | 0 | 0 | 0 | 0 | 316,697,475 |
| 2034 | 9,486,337 | 181,474,638 | 2,094,738 | 255,741,918 | 0 | 0 | 0 | 0 | 0 | 287,214,934 |
| 2035 | 11,598,205 | 230,091,217 | 2,577,089 | 324,887,830 | 0 | 0 | 0 | 0 | 0 | 365,986,446 |
| **TOTAL** | **239,905,898** | **5,260,018,182** | **47,722,655** | **7,226,782,639** | **0** | **0** | **0** | **0** | **0** | **8,334,802,874** |

[a] B-18 includes Extra Peaking Charges for additional power shown in Table 9.

[b] Castaic Lake Water Agency's SWP Water Supply Contract was transferred to Santa Clarita Valley Water Agency effective November 2, 2018.

## TABLE B-19 Total Transportation Charge for Each Contractor[a] (in dollars)

Sheet 1 of 4

| Calendar Year | NORTH BAY AREA | | | SOUTH BAY AREA | | | | CENTRAL COASTAL AREA | | |
|---|---|---|---|---|---|---|---|---|---|---|
| | Napa | Solano | Total | Alameda-Zone 7 | Alameda County | Santa Clara | Total | San Luis Obispo | Santa Barbara | Total |
| | [1] | [2] | [3] | [4] | [5] | [6] | [7] | [8] | [9] | [10] |
| 1961 | 0 | 0 | 0 | 0 | 0 | 0 | 0 | 0 | 0 | 0 |
| 1962 | 0 | 0 | 0 | 11,750 | 43,787 | 21,132 | 76,669 | 0 | 0 | 0 |
| 1963 | 0 | 0 | 0 | 193,920 | 190,272 | 447,723 | 831,915 | 0 | 0 | 0 |
| 1964 | 0 | 0 | 0 | 255,449 | 277,455 | 621,356 | 1,154,260 | 6,696 | 21,667 | 28,363 |
| 1965 | 0 | 0 | 0 | 364,163 | 404,324 | 1,158,090 | 1,926,577 | 13,756 | 36,029 | 49,785 |
| 1966 | 18,063 | 0 | 18,063 | 409,118 | 421,723 | 1,412,954 | 2,243,794 | 26,524 | 61,349 | 87,873 |
| 1967 | 41,574 | 0 | 41,574 | 527,991 | 498,441 | 1,686,098 | 2,712,530 | 56,469 | 118,263 | 174,731 |
| 1968 | 128,628 | 0 | 128,628 | 652,349 | 603,483 | 1,985,220 | 3,241,052 | 115,961 | 229,807 | 345,768 |
| 1969 | 254,715 | 0 | 254,715 | 775,382 | 539,340 | 2,083,253 | 3,397,975 | 185,156 | 358,861 | 544,017 |
| 1970 | 277,547 | 0 | 277,547 | 810,949 | 532,567 | 2,202,767 | 3,546,283 | 200,150 | 387,675 | 587,825 |
| 1971 | 227,474 | 0 | 227,474 | 776,200 | 552,113 | 2,169,897 | 3,498,210 | 202,413 | 392,912 | 595,325 |
| 1972 | 224,978 | 0 | 224,978 | 818,306 | 678,520 | 2,320,421 | 3,817,247 | 209,057 | 406,589 | 615,646 |
| 1973 | 221,091 | 31,366 | 252,457 | 783,737 | 549,393 | 2,338,620 | 3,671,750 | 206,557 | 402,724 | 609,281 |
| 1974 | 240,498 | 32,938 | 273,437 | 807,699 | 564,593 | 2,506,358 | 3,878,650 | 208,545 | 407,090 | 615,635 |
| 1975 | 237,459 | 36,291 | 273,750 | 857,918 | 605,731 | 2,409,923 | 3,873,572 | 225,895 | 439,873 | 665,768 |
| 1976 | 271,292 | 40,836 | 312,127 | 948,823 | 734,812 | 2,500,506 | 4,184,140 | 228,976 | 447,299 | 676,275 |
| 1977 | 293,627 | 45,096 | 338,723 | 913,155 | 713,558 | 2,476,399 | 4,103,113 | 238,699 | 468,721 | 707,420 |
| 1978 | 273,870 | 49,178 | 323,048 | 968,676 | 692,587 | 2,785,987 | 4,447,250 | 245,331 | 484,259 | 729,590 |
| 1979 | 289,479 | 53,340 | 342,819 | 1,033,963 | 736,358 | 2,813,578 | 4,583,899 | 243,110 | 483,437 | 726,547 |
| 1980 | 310,846 | 67,748 | 378,594 | 1,152,189 | 866,372 | 3,028,204 | 5,046,765 | 269,858 | 537,074 | 806,932 |
| 1981 | 347,781 | 87,408 | 435,189 | 1,117,944 | 879,357 | 2,917,582 | 4,914,882 | 288,997 | 586,257 | 875,254 |
| 1982 | 438,335 | 106,918 | 545,254 | 1,156,231 | 850,483 | 3,262,104 | 5,268,818 | 290,049 | 582,757 | 872,806 |
| 1983 | 354,787 | 151,259 | 506,046 | 1,168,152 | 900,363 | 3,795,446 | 5,863,961 | 319,214 | 633,181 | 952,395 |
| 1984 | 467,336 | 224,245 | 691,581 | 1,460,171 | 1,097,480 | 5,737,801 | 8,295,453 | 351,620 | 695,559 | 1,047,179 |
| 1985 | 736,074 | 364,305 | 1,100,379 | 1,910,574 | 1,789,369 | 6,551,546 | 10,251,489 | 394,593 | 776,994 | 1,171,586 |
| 1986 | 1,084,728 | 692,479 | 1,777,207 | 1,738,059 | 1,528,732 | 6,863,230 | 10,130,021 | 385,545 | 762,684 | 1,148,229 |
| 1987 | 1,773,801 | 1,559,243 | 3,333,044 | 2,228,158 | 2,011,876 | 6,675,355 | 10,915,389 | 385,289 | 812,310 | 1,197,599 |
| 1988 | 2,231,563 | 2,333,792 | 4,565,355 | 2,229,974 | 2,210,523 | 6,368,850 | 10,809,346 | 420,153 | 978,621 | 1,398,774 |
| 1989 | 2,397,272 | 3,326,436 | 5,723,708 | 2,146,244 | 1,872,030 | 5,916,714 | 9,934,988 | 414,224 | 1,162,723 | 1,576,947 |
| 1990 | 2,746,135 | 3,433,320 | 6,179,455 | 2,565,641 | 2,261,914 | 6,668,440 | 11,495,995 | 487,609 | 1,234,409 | 1,722,018 |
| 1991 | 2,748,636 | 3,682,311 | 6,430,947 | 1,744,994 | 1,621,188 | 4,527,928 | 7,894,110 | 491,419 | 1,476,387 | 1,967,806 |
| 1992 | 2,554,528 | 3,528,958 | 6,083,486 | 2,065,352 | 2,003,328 | 5,385,858 | 9,454,538 | 551,042 | 1,491,156 | 2,042,198 |
| 1993 | 2,592,888 | 3,504,240 | 6,097,128 | 2,870,246 | 2,011,222 | 6,511,865 | 11,393,333 | 610,115 | 1,675,438 | 2,285,553 |
| 1994 | 2,718,329 | 3,537,459 | 6,255,788 | 2,896,691 | 2,642,460 | 7,314,515 | 12,853,665 | 767,900 | 2,473,449 | 3,241,348 |
| 1995 | 2,649,273 | 3,509,935 | 6,159,208 | 3,024,918 | 2,289,027 | 5,893,667 | 11,207,613 | 995,341 | 4,977,122 | 5,972,462 |
| 1996 | 2,699,210 | 3,891,715 | 6,590,926 | 2,573,808 | 2,137,443 | 6,675,492 | 11,386,742 | 1,837,384 | 13,766,531 | 15,603,915 |
| 1997 | 2,641,891 | 3,631,175 | 6,273,066 | 2,646,938 | 2,007,332 | 6,551,469 | 11,205,739 | 2,294,917 | 21,860,553 | 24,155,470 |
| 1998 | 2,538,764 | 3,478,062 | 6,016,827 | 2,253,144 | 2,064,166 | 6,296,050 | 10,613,359 | 2,976,896 | 26,690,793 | 29,667,689 |
| 1999 | 2,689,826 | 3,843,209 | 6,533,034 | 2,881,085 | 2,455,120 | 8,385,576 | 13,721,782 | 3,032,745 | 27,479,837 | 30,512,582 |
| 2000 | 2,832,574 | 4,308,089 | 7,140,663 | 3,906,591 | 2,303,786 | 7,030,361 | 13,240,739 | 2,946,818 | 27,835,591 | 30,782,409 |
| 2001 | 3,348,442 | 4,914,002 | 8,262,444 | 7,307,932 | 2,795,685 | 8,451,441 | 18,555,058 | 3,501,499 | 29,990,590 | 33,492,089 |
| 2002 | 3,555,813 | 5,050,710 | 8,606,523 | 10,761,103 | 2,777,107 | 9,918,869 | 23,457,079 | 3,212,468 | 29,615,200 | 32,827,668 |
| 2003 | 3,667,023 | 5,394,368 | 9,061,392 | 7,406,626 | 2,507,040 | 8,729,606 | 18,643,272 | 3,294,613 | 29,872,238 | 33,166,850 |
| 2004 | 4,143,678 | 5,619,634 | 9,763,312 | 5,591,120 | 2,812,117 | 8,200,982 | 16,604,219 | 3,307,281 | 30,300,985 | 33,608,266 |
| 2005 | 3,503,204 | 5,129,791 | 8,632,995 | 5,602,703 | 2,965,732 | 8,975,318 | 17,543,753 | 3,431,724 | 30,410,329 | 33,842,054 |
| 2006 | 3,407,410 | 4,627,601 | 8,035,010 | 5,566,454 | 2,962,825 | 9,104,833 | 17,634,112 | 3,274,605 | 30,052,920 | 33,327,525 |
| 2007 | 3,601,587 | 5,099,774 | 8,701,362 | 6,617,421 | 3,479,775 | 10,360,367 | 20,457,564 | 3,424,821 | 31,258,970 | 34,683,791 |
| 2008 | 4,294,000 | 5,057,468 | 9,351,468 | 7,463,088 | 3,775,150 | 10,524,492 | 21,762,730 | 3,928,221 | 32,522,874 | 36,451,095 |
| 2009 | 4,728,781 | 5,108,320 | 9,837,101 | 6,363,333 | 3,306,703 | 10,273,707 | 19,943,743 | 3,728,605 | 30,837,425 | 34,566,030 |
| 2010 | 4,978,015 | 6,526,586 | 11,504,601 | 7,157,287 | 3,655,818 | 11,118,574 | 21,931,679 | 4,079,901 | 33,009,437 | 37,089,338 |
| 2011 | 5,345,687 | 6,919,175 | 12,264,862 | 8,435,833 | 4,338,735 | 12,933,200 | 25,707,769 | 4,153,962 | 34,140,953 | 38,294,915 |
| 2012 | 5,808,817 | 6,872,933 | 12,681,750 | 9,201,906 | 4,329,192 | 15,130,884 | 28,661,981 | 4,196,590 | 34,518,851 | 38,715,441 |
| 2013 | 5,461,054 | 6,616,716 | 12,077,770 | 10,036,569 | 5,086,154 | 15,168,708 | 30,291,432 | 4,424,503 | 35,946,425 | 40,370,928 |
| 2014 | 6,094,337 | 7,172,391 | 13,266,728 | 9,727,974 | 5,328,917 | 15,160,289 | 30,217,180 | 4,262,858 | 33,136,542 | 37,399,401 |
| 2015 | 6,198,215 | 7,123,435 | 13,321,650 | 10,458,174 | 4,772,833 | 16,507,966 | 31,738,973 | 4,840,063 | 35,088,680 | 39,928,742 |
| 2016 | 6,537,141 | 7,739,592 | 14,276,733 | 10,716,432 | 4,365,801 | 22,452,313 | 37,534,546 | 4,627,992 | 39,618,128 | 44,246,120 |
| 2017 | 5,589,236 | 6,300,261 | 11,889,497 | 11,051,409 | 4,786,496 | 19,091,282 | 34,929,187 | 4,755,709 | 43,383,322 | 48,139,032 |
| 2018 | 6,532,492 | 7,406,817 | 13,939,309 | 12,947,456 | 5,336,254 | 19,800,807 | 38,084,517 | 4,918,090 | 42,660,684 | 47,578,775 |
| 2019 | 7,434,669 | 7,943,219 | 15,377,889 | 12,696,723 | 4,962,711 | 16,200,791 | 33,860,225 | 5,027,804 | 40,602,151 | 45,629,955 |
| **2020** | **6,691,250** | **8,463,223** | **15,154,473** | **13,115,389** | **5,643,796** | **16,548,975** | **35,308,160** | **6,112,201** | **40,236,623** | **46,348,824** |
| 2021 | 6,810,346 | 7,511,330 | 14,321,675 | 13,793,244 | 5,934,275 | 17,211,364 | 36,938,882 | 6,195,165 | 40,499,464 | 46,694,629 |
| 2022 | 7,038,260 | 8,346,943 | 15,385,203 | 13,668,412 | 5,903,568 | 17,168,092 | 36,740,071 | 6,714,837 | 42,128,963 | 48,843,800 |
| 2023 | 7,041,592 | 8,316,963 | 15,358,556 | 13,429,690 | 5,775,110 | 16,861,443 | 36,066,243 | 6,660,512 | 42,076,749 | 48,737,261 |
| 2024 | 7,067,822 | 8,361,560 | 15,429,381 | 13,535,777 | 5,818,635 | 16,983,068 | 36,337,481 | 6,688,737 | 42,210,322 | 48,899,059 |
| 2025 | 7,088,178 | 8,404,774 | 15,492,952 | 13,674,484 | 5,879,309 | 17,144,010 | 36,697,802 | 6,728,189 | 42,368,419 | 49,096,608 |
| 2026 | 7,112,848 | 8,447,127 | 15,559,975 | 13,624,997 | 5,841,515 | 17,072,850 | 36,539,362 | 6,715,169 | 42,414,777 | 49,129,946 |
| 2027 | 7,140,077 | 8,490,440 | 15,630,517 | 13,767,815 | 5,903,812 | 17,236,893 | 36,908,520 | 6,756,116 | 42,574,963 | 49,331,079 |
| 2028 | 7,166,927 | 8,534,216 | 15,701,142 | 13,826,385 | 5,921,742 | 17,297,437 | 37,045,564 | 6,767,820 | 42,675,077 | 49,442,897 |
| 2029 | 7,194,552 | 8,578,827 | 15,773,379 | 13,721,895 | 5,854,557 | 17,154,883 | 36,731,334 | 6,744,715 | 42,700,878 | 49,445,593 |
| 2030 | 7,214,035 | 8,612,025 | 15,826,060 | 13,992,879 | 5,983,193 | 17,479,937 | 37,456,009 | 6,816,001 | 42,926,858 | 49,742,859 |
| 2031 | 7,230,663 | 8,640,770 | 15,871,433 | 14,056,919 | 6,003,517 | 17,543,530 | 37,603,966 | 6,837,813 | 43,040,122 | 49,877,935 |
| 2032 | 7,248,347 | 8,669,298 | 15,917,646 | 14,354,365 | 6,144,142 | 17,913,369 | 38,411,876 | 6,896,563 | 43,250,216 | 50,146,779 |
| 2033 | 7,249,643 | 8,673,060 | 15,922,702 | 14,185,862 | 6,047,503 | 17,677,987 | 37,911,351 | 6,886,956 | 43,314,243 | 50,201,199 |
| 2034 | 7,209,002 | 8,647,424 | 15,856,426 | 14,230,986 | 6,055,344 | 17,727,725 | 38,014,055 | 6,886,223 | 43,392,333 | 50,278,556 |
| 2035 | 7,093,708 | 8,552,654 | 15,646,362 | 14,766,920 | 6,322,233 | 18,372,258 | 39,461,410 | 7,044,018 | 43,808,211 | 50,852,229 |
| **TOTAL** | **250,381,722** | **301,424,779** | **551,806,502** | **444,502,214** | **216,519,923** | **681,796,584** | **1,342,818,722** | **206,967,365** | **1,470,220,901** | **1,677,188,266** |

[a] Capital charges repaid through bond debt service prior to 2018 exclude bond cover; 2019 and after includes both bond debt service and bond cover.

## TABLE B-19 Total Transportation Charge for Each Contractor[a] (in dollars)



| | SAN JOAQUIN VALLEY AREA | | | | | | | | |
|---|---|---|---|---|---|---|---|---|---|
| | | | | Kern | | | | | |
| Calendar Year | Dudley Ridge | Empire | Future Contractor San Joaquin Valley | Municipal and Industrial | Agricultural | Kings | Oak Flat | Tulare | Total |
| | [11] | [12] | [13] | [14] | [15] | [16] | [17] | [18] | [19] |
| 1961 | 0 | 0 | 0 | 0 | 0 | 0 | 0 | 0 | 0 |
| 1962 | 0 | 0 | 0 | 0 | 0 | 0 | 0 | 0 | 0 |
| 1963 | 0 | 0 | 0 | 0 | 0 | 0 | 0 | 0 | 0 |
| 1964 | 0 | 0 | 2,725 | 0 | 0 | 0 | 0 | 0 | 2,725 |
| 1965 | 0 | 0 | 6,029 | 73,569 | 0 | 0 | 0 | 0 | 79,598 |
| 1966 | 0 | 0 | 12,039 | 137,330 | 0 | 0 | 0 | 0 | 149,368 |
| 1967 | 0 | 0 | 26,257 | 267,611 | 0 | 0 | 0 | 0 | 293,869 |
| 1968 | 189,317 | 9,147 | 54,588 | 445,439 | 1,567,076 | 13,770 | 11,865 | 212,919 | 2,504,120 |
| 1969 | 184,932 | 8,360 | 87,576 | 525,094 | 2,438,701 | 12,625 | 10,893 | 372,255 | 3,640,437 |
| 1970 | 207,402 | 15,127 | 94,675 | 573,998 | 2,971,584 | 12,790 | 13,442 | 304,973 | 4,193,990 |
| 1971 | 204,406 | 16,085 | 95,695 | 605,889 | 3,898,740 | 17,763 | 14,767 | 460,816 | 5,314,160 |
| 1972 | 227,664 | 16,953 | 98,788 | 631,615 | 5,106,896 | 15,220 | 21,369 | 1,118,659 | 7,237,164 |
| 1973 | 210,913 | 13,024 | 97,550 | 639,250 | 5,057,276 | 15,483 | 12,110 | 423,578 | 6,469,184 |
| 1974 | 294,647 | 12,993 | 98,460 | 698,247 | 5,375,701 | 15,590 | 13,237 | 621,946 | 7,130,822 |
| 1975 | 364,172 | 13,938 | 106,703 | 715,606 | 6,526,921 | 16,620 | 14,935 | 757,384 | 8,516,278 |
| 1976 | 315,820 | 14,484 | 108,084 | 774,291 | 6,894,809 | 16,993 | 16,666 | 585,377 | 8,726,524 |
| 1977 | 277,618 | 11,594 | 112,554 | 797,859 | 7,088,185 | 18,457 | 14,405 | 531,354 | 8,852,026 |
| 1978 | 367,210 | 4,441 | 115,521 | 890,945 | 8,565,255 | 18,921 | 18,471 | 526,470 | 10,507,234 |
| 1979 | 399,297 | 14,331 | 114,253 | 896,194 | 9,713,876 | 20,202 | 25,416 | 978,011 | 12,161,579 |
| 1980 | 421,281 | 12,681 | 125,950 | 888,893 | 10,295,420 | 20,749 | 25,014 | 762,539 | 12,552,527 |
| 1981 | 484,772 | 30,522 | 134,169 | 1,079,315 | 11,767,685 | 24,939 | 23,499 | 935,349 | 14,480,251 |
| 1982 | 479,281 | 13,672 | 135,057 | 1,004,667 | 12,625,236 | 22,955 | 22,991 | 774,181 | 15,078,040 |
| 1983 | 653,139 | 15,266 | 149,202 | 1,027,258 | 15,861,802 | 39,971 | 29,647 | 431,419 | 18,207,705 |
| 1984 | 926,470 | 15,680 | 164,505 | 2,063,179 | 24,010,495 | 54,427 | 60,272 | 805,969 | 28,100,998 |
| 1985 | 1,115,638 | 88,241 | 184,905 | 2,350,593 | 28,342,523 | 69,483 | 70,815 | 2,186,656 | 34,408,855 |
| 1986 | 1,280,498 | 34,697 | 180,445 | 2,365,159 | 30,917,934 | 80,769 | 76,701 | 2,216,510 | 37,152,713 |
| 1987 | 1,139,695 | 51,492 | 179,872 | 2,804,776 | 29,757,336 | 78,018 | 74,961 | 2,276,948 | 36,363,098 |
| 1988 | 1,125,925 | 62,287 | 193,735 | 2,750,424 | 29,693,820 | 74,168 | 60,863 | 2,236,018 | 36,197,239 |
| 1989 | 1,162,065 | 49,969 | 187,913 | 2,435,635 | 29,772,899 | 67,048 | 69,353 | 2,480,862 | 36,225,744 |
| 1990 | 875,730 | 35,131 | 221,392 | 2,541,316 | 27,906,245 | 51,058 | 49,795 | 1,910,666 | 33,591,331 |
| 1991 | 601,458 | 24,036 | 220,282 | 2,055,250 | 18,105,637 | 27,930 | 27,564 | 1,271,231 | 22,333,388 |
| 1992 | 972,383 | 39,872 | 241,455 | 2,369,788 | 26,403,758 | 55,795 | 51,618 | 1,948,371 | 32,083,041 |
| 1993 | 1,184,673 | 54,399 | 264,959 | 2,799,482 | 31,917,927 | 72,889 | 70,301 | 2,681,959 | 39,046,589 |
| 1994 | 1,039,763 | 44,525 | 306,359 | 2,808,829 | 29,793,738 | 60,460 | 58,068 | 2,157,889 | 36,269,630 |
| 1995 | 1,536,451 | 47,383 | 304,297 | 3,499,611 | 36,917,293 | 88,875 | 80,891 | 2,811,999 | 45,286,801 |
| 1996 | 1,364,639 | 49,015 | 389,203 | 3,560,139 | 36,884,004 | 86,092 | 74,539 | 4,357,890 | 46,765,521 |
| 1997 | 1,406,168 | 26,172 | 276,681 | 3,107,763 | 33,051,796 | 36,715 | 69,399 | 1,711,967 | 39,686,661 |
| 1998 | 1,250,052 | 35,127 | 381,847 | 2,654,434 | 29,808,509 | 41,835 | 60,695 | 1,842,211 | 36,074,709 |
| 1999 | 1,248,437 | 56,785 | 369,935 | 3,072,927 | 32,016,420 | 75,744 | 66,210 | 4,224,625 | 41,131,083 |
| 2000 | 1,081,499 | 38,732 | 302,665 | 2,319,641 | 26,922,799 | 61,870 | 55,487 | 2,823,731 | 33,606,424 |
| 2001 | 1,759,610 | 63,657 | 328,028 | 2,237,334 | 34,419,557 | 80,120 | 101,849 | 3,098,738 | 42,088,891 |
| 2002 | 1,336,594 | 44,363 | 320,541 | 2,330,951 | 29,394,055 | 73,376 | 78,575 | 2,586,176 | 36,164,630 |
| 2003 | 1,404,984 | 49,263 | 339,960 | 2,741,740 | 32,217,068 | 89,704 | 79,805 | 2,904,559 | 39,827,083 |
| 2004 | 1,461,901 | 78,624 | 342,484 | 3,759,643 | 30,834,388 | 235,478 | 82,406 | 2,414,960 | 39,209,883 |
| 2005 | 2,051,419 | 88,564 | 355,581 | 2,982,461 | 41,903,102 | 419,658 | 81,946 | 3,464,878 | 51,347,609 |
| 2006 | 1,799,926 | 75,498 | 295,502 | 3,283,556 | 37,908,415 | 253,307 | 79,336 | 2,814,720 | 46,510,259 |
| 2007 | 1,667,977 | 70,127 | 334,118 | 3,065,635 | 35,795,415 | 234,987 | 82,735 | 2,967,934 | 44,218,929 |
| 2008 | 1,523,900 | 62,500 | 471,717 | 3,455,042 | 35,114,722 | 248,427 | 80,890 | 2,445,280 | 43,402,479 |
| 2009 | 1,218,551 | 50,324 | 437,320 | 2,186,424 | 30,726,523 | 192,451 | 62,614 | 2,033,285 | 36,907,493 |
| 2010 | 1,446,384 | 106,398 | 507,046 | 2,356,467 | 36,248,749 | 249,828 | 84,231 | 2,644,602 | 43,643,703 |
| 2011 | 2,189,566 | 82,272 | 506,678 | 3,444,471 | 51,111,784 | 304,071 | 92,590 | 2,741,958 | 60,473,390 |
| 2012 | 1,271,904 | 88,932 | 467,806 | 3,233,697 | 40,874,460 | 317,037 | 92,435 | 3,471,142 | 49,817,413 |
| 2013 | 1,623,957 | 82,813 | 519,769 | 3,411,998 | 41,138,925 | 280,806 | 92,199 | 2,765,727 | 49,916,193 |
| 2014 | 1,611,517 | 66,240 | 630,866 | 2,787,925 | 36,225,573 | 227,371 | 93,456 | 2,110,381 | 43,753,329 |
| 2015 | 1,408,950 | 68,335 | 753,863 | 3,202,660 | 38,110,697 | 228,601 | 81,956 | 2,313,979 | 46,169,040 |
| 2016 | 1,394,822 | 89,980 | 484,489 | 2,927,905 | 39,858,538 | 264,086 | 86,919 | 2,715,903 | 47,822,641 |
| 2017 | 1,937,769 | 78,223 | 480,557 | 3,144,696 | 49,989,078 | 323,057 | 94,976 | 2,828,176 | 58,876,531 |
| 2018 | 1,701,635 | 85,600 | 589,041 | 2,552,746 | 41,431,701 | 264,206 | 96,933 | 2,664,994 | 49,386,855 |
| 2019 | 1,781,641 | 108,715 | 618,833 | 4,337,756 | 49,389,986 | 357,925 | 91,841 | 3,905,236 | 60,591,932 |
| **2020** | **1,754,141** | **101,063** | **631,268** | **5,095,913** | **47,215,692** | **341,049** | **127,619** | **3,283,102** | **58,549,847** |
| 2021 | 1,703,360 | 98,160 | 636,077 | 5,139,868 | 46,465,835 | 336,652 | 119,857 | 3,183,620 | 57,683,430 |
| 2022 | 1,826,044 | 106,017 | 685,052 | 5,608,836 | 48,594,321 | 364,051 | 133,305 | 3,412,763 | 60,730,390 |
| 2023 | 1,689,722 | 97,444 | 689,778 | 5,176,422 | 46,176,134 | 337,393 | 116,597 | 3,162,831 | 57,446,320 |
| 2024 | 1,714,063 | 98,993 | 694,462 | 5,228,580 | 46,656,943 | 342,138 | 119,410 | 3,208,063 | 58,062,653 |
| 2025 | 1,762,026 | 102,031 | 699,154 | 5,359,520 | 47,659,796 | 351,492 | 124,479 | 3,296,697 | 59,355,197 |
| 2026 | 1,693,580 | 97,735 | 704,195 | 5,167,460 | 46,432,391 | 338,097 | 116,247 | 3,171,477 | 57,721,182 |
| 2027 | 1,744,795 | 100,978 | 708,913 | 5,312,229 | 47,526,321 | 348,067 | 121,505 | 3,266,096 | 59,128,904 |
| 2028 | 1,741,239 | 100,771 | 711,894 | 5,291,542 | 47,498,941 | 347,289 | 120,968 | 3,260,098 | 59,072,742 |
| 2029 | 1,644,818 | 94,712 | 717,048 | 5,044,587 | 45,859,829 | 328,404 | 108,738 | 3,083,502 | 56,881,638 |
| 2030 | 1,767,018 | 102,429 | 722,283 | 5,350,900 | 48,135,272 | 352,236 | 123,266 | 3,308,545 | 59,861,949 |
| 2031 | 1,780,434 | 103,291 | 726,275 | 5,408,337 | 48,675,831 | 354,474 | 123,134 | 3,333,743 | 60,505,519 |
| 2032 | 1,871,539 | 109,049 | 731,899 | 5,590,399 | 50,137,254 | 372,313 | 135,502 | 3,501,673 | 62,449,627 |
| 2033 | 1,798,430 | 104,460 | 737,253 | 5,451,358 | 49,176,938 | 357,919 | 124,458 | 3,367,925 | 61,118,741 |
| 2034 | 1,756,154 | 101,814 | 742,383 | 5,283,003 | 48,231,091 | 349,532 | 120,625 | 3,290,827 | 59,875,429 |
| 2035 | 2,065,552 | 121,326 | 747,460 | 6,195,611 | 54,564,897 | 409,785 | 153,680 | 3,859,804 | 68,118,115 |
| **TOTAL** | **83,499,337** | **4,056,861** | **26,215,913** | **201,379,687** | **2,119,678,517** | **11,661,610** | **4,993,342** | **155,626,121** | **2,607,111,389** |

[a] Capital charges repaid through bond debt service prior to 2018 exclude bond cover; 2019 and after includes both bond debt service and bond cover.

## TABLE B-19 Total Transportation Charge for Each Contractor[a] (in dollars)

Sheet 3 of 4

| Calendar Year | SOUTHERN CALIFORNIA AREA | | | | | | | | | |
|---|---|---|---|---|---|---|---|---|---|---|
| | AVEK | Coachella | Crestline | Desert | Littlerock | Mojave | Palmdale | San Bernardino | San Gabriel | San Gorgonio |
| | [20] | [21] | [22] | [23] | [24] | [25] | [26] | [27] | [28] | [29] |
| 1961 | 0 | 0 | 0 | 0 | 0 | 0 | 0 | 0 | 0 | 0 |
| 1962 | 0 | 0 | 0 | 0 | 0 | 0 | 0 | 0 | 0 | 0 |
| 1963 | 34,411 | 0 | 0 | 726 | 0 | 0 | 0 | 51,729 | 0 | 0 |
| 1964 | 64,494 | 19,542 | 4,370 | 38,211 | 1,143 | 31,079 | 8,205 | 82,811 | 34,987 | 21,735 |
| 1965 | 121,484 | 34,348 | 7,194 | 42,701 | 2,082 | 55,096 | 15,222 | 135,069 | 35,344 | 21,866 |
| 1966 | 221,012 | 62,476 | 12,478 | 76,886 | 3,753 | 99,564 | 27,679 | 232,502 | 61,465 | 37,964 |
| 1967 | 427,622 | 121,269 | 23,472 | 148,839 | 7,284 | 193,330 | 54,023 | 433,350 | 115,574 | 71,283 |
| 1968 | 754,401 | 218,649 | 41,509 | 265,168 | 12,870 | 346,391 | 95,466 | 782,163 | 208,927 | 128,915 |
| 1969 | 1,090,136 | 334,105 | 61,226 | 394,024 | 18,693 | 517,627 | 138,063 | 1,205,834 | 321,755 | 198,764 |
| 1970 | 1,420,639 | 470,423 | 89,700 | 552,223 | 25,231 | 716,191 | 184,837 | 1,778,187 | 467,573 | 289,633 |
| 1971 | 1,760,670 | 627,331 | 128,360 | 754,065 | 31,837 | 961,821 | 231,280 | 2,538,219 | 659,414 | 409,327 |
| 1972 | 2,084,699 | 777,838 | 181,206 | 971,501 | 42,404 | 1,229,410 | 274,599 | 3,388,734 | 865,095 | 537,186 |
| 1973 | 2,177,324 | 920,218 | 183,713 | 1,184,696 | 43,482 | 1,297,631 | 287,315 | 3,971,543 | 946,686 | 587,963 |
| 1974 | 2,241,780 | 938,860 | 193,283 | 1,212,205 | 45,212 | 1,332,122 | 292,071 | 3,998,510 | 990,064 | 611,428 |
| 1975 | 2,419,858 | 983,580 | 206,040 | 1,280,804 | 48,490 | 1,402,709 | 304,281 | 4,159,094 | 1,088,341 | 644,621 |
| 1976 | 2,773,862 | 1,032,075 | 215,084 | 1,356,888 | 51,463 | 1,447,059 | 313,685 | 4,299,592 | 1,141,598 | 668,315 |
| 1977 | 2,717,286 | 929,532 | 226,032 | 1,194,916 | 47,348 | 1,520,694 | 329,365 | 4,553,831 | 1,197,216 | 696,515 |
| 1978 | 3,035,392 | 1,111,606 | 231,040 | 1,470,658 | 47,118 | 1,522,574 | 321,681 | 4,460,167 | 1,208,720 | 709,040 |
| 1979 | 3,589,381 | 1,180,841 | 237,955 | 1,569,175 | 48,396 | 1,652,156 | 332,472 | 4,422,382 | 1,152,375 | 712,866 |
| 1980 | 4,136,480 | 1,271,861 | 259,401 | 1,730,656 | 53,348 | 1,773,646 | 360,461 | 4,835,652 | 1,269,447 | 777,981 |
| 1981 | 4,469,204 | 1,355,504 | 271,181 | 1,850,802 | 77,806 | 1,901,990 | 391,869 | 5,224,182 | 1,357,680 | 806,031 |
| 1982 | 4,031,426 | 1,403,332 | 280,313 | 1,936,175 | 55,961 | 2,097,457 | 406,891 | 5,410,876 | 1,565,182 | 853,400 |
| 1983 | 5,224,176 | 1,997,502 | 333,081 | 2,880,959 | 69,381 | 2,175,175 | 494,688 | 6,020,929 | 1,556,652 | 952,131 |
| 1984 | 7,262,706 | 3,084,372 | 445,339 | 4,608,046 | 75,773 | 2,406,288 | 553,321 | 7,049,449 | 2,331,849 | 1,072,639 |
| 1985 | 8,979,937 | 3,882,496 | 540,388 | 5,883,196 | 79,232 | 2,519,013 | 759,052 | 7,740,359 | 2,378,394 | 1,120,854 |
| 1986 | 8,880,068 | 4,308,841 | 577,474 | 6,571,197 | 102,400 | 2,630,023 | 1,000,062 | 7,857,569 | 3,047,741 | 1,149,714 |
| 1987 | 8,897,753 | 4,164,707 | 604,982 | 6,418,841 | 211,809 | 2,664,198 | 1,026,398 | 9,224,608 | 3,034,142 | 1,172,015 |
| 1988 | 8,373,323 | 4,163,832 | 615,999 | 6,482,143 | 124,667 | 2,720,190 | 779,820 | 9,505,259 | 2,828,998 | 1,208,206 |
| 1989 | 8,750,651 | 3,808,646 | 586,595 | 5,952,262 | 170,570 | 2,668,718 | 1,442,627 | 8,944,266 | 2,930,395 | 1,194,911 |
| 1990 | 10,040,074 | 4,487,886 | 620,394 | 7,014,185 | 289,349 | 2,868,548 | 1,639,830 | 9,795,019 | 3,678,107 | 1,297,621 |
| 1991 | 6,542,001 | 2,996,131 | 567,450 | 4,550,559 | 175,137 | 3,628,817 | 1,294,608 | 8,921,839 | 3,035,638 | 1,354,921 |
| 1992 | 8,644,005 | 3,068,616 | 470,165 | 4,667,984 | 121,335 | 4,430,978 | 1,129,578 | 8,573,361 | 2,980,091 | 1,349,184 |
| 1993 | 9,028,570 | 3,267,678 | 472,817 | 4,993,632 | 157,747 | 4,310,820 | 1,347,511 | 9,505,683 | 3,320,012 | 1,507,550 |
| 1994 | 11,216,190 | 3,313,737 | 554,651 | 5,066,159 | 225,809 | 5,305,045 | 1,698,990 | 10,209,083 | 4,076,706 | 1,497,753 |
| 1995 | 10,817,875 | 4,087,603 | 509,163 | 6,340,703 | 155,561 | 4,393,483 | 1,527,248 | 9,443,228 | 3,715,377 | 1,520,622 |
| 1996 | 11,187,158 | 7,025,782 | 553,232 | 11,183,947 | 150,612 | 4,461,375 | 1,867,203 | 9,869,329 | 3,807,422 | 1,527,165 |
| 1997 | 11,437,950 | 6,588,591 | 579,281 | 7,422,990 | 144,833 | 4,765,951 | 1,869,307 | 11,268,380 | 4,037,862 | 1,730,348 |
| 1998 | 9,956,830 | 5,663,864 | 546,645 | 5,928,447 | 146,074 | 5,802,559 | 1,474,029 | 11,192,751 | 3,321,115 | 1,920,021 |
| 1999 | 11,531,679 | 4,698,256 | 638,518 | 6,060,988 | 147,200 | 6,048,803 | 1,864,854 | 12,351,722 | 4,198,794 | 2,167,221 |
| 2000 | 10,579,316 | 3,059,860 | 593,984 | 4,361,929 | 115,267 | 5,810,030 | 1,447,440 | 11,817,519 | 3,249,463 | 2,327,124 |
| 2001 | 20,607,925 | 4,100,681 | 797,527 | 6,349,945 | 127,791 | 6,509,774 | 3,341,457 | 17,567,700 | 3,395,382 | 2,987,171 |
| 2002 | 11,991,319 | 3,358,252 | 759,148 | 5,125,059 | 109,666 | 5,636,686 | 2,738,656 | 18,359,937 | 4,782,871 | 4,190,134 |
| 2003 | 13,366,671 | 3,480,415 | 729,620 | 5,324,825 | 115,323 | 7,299,750 | 2,277,653 | 16,737,038 | 4,950,854 | 5,409,067 |
| 2004 | 14,236,310 | 4,113,480 | 829,136 | 5,365,054 | 124,162 | 7,410,193 | 2,518,300 | 21,064,717 | 4,388,736 | 5,730,446 |
| 2005 | 14,641,239 | 17,786,874 | 653,880 | 10,282,020 | 114,279 | 7,210,352 | 2,567,425 | 19,108,687 | 4,652,123 | 5,999,847 |
| 2006 | 16,101,888 | 27,272,802 | 633,645 | 9,868,705 | 122,276 | 9,905,469 | 2,489,751 | 18,840,314 | 4,667,142 | 6,476,497 |
| 2007 | 19,636,818 | 26,127,517 | 881,244 | 9,369,270 | 126,740 | 13,734,261 | 4,031,708 | 25,070,905 | 3,834,819 | 7,132,739 |
| 2008 | 17,125,476 | 25,654,927 | 806,359 | 10,270,834 | 135,194 | 12,058,785 | 3,951,238 | 25,190,335 | 4,790,089 | 8,416,641 |
| 2009 | 14,842,411 | 23,299,835 | 780,933 | 8,133,043 | 133,351 | 11,715,458 | 3,674,468 | 25,052,655 | 5,259,958 | 8,720,909 |
| 2010 | 17,521,199 | 31,741,743 | 687,766 | 10,963,745 | 122,674 | 14,036,623 | 3,017,050 | 27,356,699 | 6,752,290 | 9,765,745 |
| 2011 | 23,804,720 | 33,188,156 | 744,592 | 11,906,281 | 136,175 | 7,620,970 | 3,015,863 | 24,564,259 | 7,438,406 | 10,561,204 |
| 2012 | 23,900,544 | 39,583,097 | 846,229 | 14,177,068 | 147,916 | 9,339,077 | 4,348,746 | 37,826,949 | 7,669,735 | 11,445,179 |
| 2013 | 19,351,390 | 31,923,279 | 1,059,730 | 10,843,763 | 165,568 | 9,339,492 | 3,480,112 | 29,160,824 | 5,910,256 | 12,039,864 |
| 2014 | 14,761,572 | 27,333,511 | 1,152,982 | 8,757,711 | 170,872 | 9,403,673 | 3,597,275 | 29,233,203 | 4,837,465 | 14,480,952 |
| 2015 | 12,698,035 | 30,372,034 | 1,128,272 | 10,070,417 | 163,251 | 10,873,985 | 2,756,781 | 34,484,598 | 5,883,375 | 16,481,468 |
| 2016 | 16,365,846 | 33,182,131 | 1,029,058 | 10,877,820 | 156,300 | 12,466,973 | 3,237,090 | 40,807,270 | 7,182,592 | 19,621,551 |
| 2017 | 24,442,297 | 32,319,507 | 928,597 | 11,389,640 | 147,130 | 14,058,960 | 3,611,922 | 44,317,538 | 7,543,002 | 21,934,623 |
| 2018 | 19,288,942 | 48,895,574 | 982,510 | 15,675,756 | 154,427 | 8,768,329 | 3,228,835 | 41,458,716 | 7,344,765 | 22,871,280 |
| 2019 | 20,753,916 | 33,970,197 | 1,213,369 | 10,382,977 | 178,441 | 11,800,758 | 4,323,343 | 48,803,401 | 8,037,349 | 23,807,844 |
| **2020** | **26,431,457** | **40,585,425** | **1,538,076** | **13,699,543** | **165,502** | **15,306,601** | **5,092,064** | **47,057,030** | **7,704,561** | **24,761,562** |
| 2021 | 26,871,669 | 41,489,134 | 1,557,643 | 13,824,105 | 162,717 | 15,442,766 | 5,195,339 | 46,842,462 | 7,759,792 | 24,523,544 |
| 2022 | 27,771,371 | 43,134,041 | 1,579,334 | 14,268,830 | 168,392 | 15,624,063 | 5,365,179 | 47,489,849 | 7,930,477 | 24,635,019 |
| 2023 | 27,162,976 | 42,078,272 | 1,556,839 | 13,994,116 | 168,702 | 15,410,076 | 5,237,554 | 47,059,932 | 7,822,509 | 24,589,568 |
| 2024 | 26,996,015 | 41,884,212 | 1,547,343 | 13,922,956 | 169,679 | 15,333,658 | 5,196,241 | 46,973,679 | 7,786,687 | 24,600,641 |
| 2025 | 27,388,702 | 42,322,821 | 1,565,437 | 14,098,461 | 170,576 | 15,525,102 | 5,279,110 | 47,363,624 | 7,881,164 | 24,690,934 |
| 2026 | 26,856,260 | 41,761,982 | 1,543,903 | 13,873,254 | 171,647 | 15,336,156 | 5,156,479 | 47,009,012 | 7,766,144 | 24,655,212 |
| 2027 | 27,478,560 | 42,426,967 | 1,571,624 | 14,138,930 | 172,769 | 15,601,100 | 5,289,161 | 47,572,579 | 7,908,324 | 24,775,067 |
| 2028 | 27,199,438 | 42,200,015 | 1,562,341 | 14,038,124 | 173,928 | 15,527,707 | 5,222,279 | 47,465,350 | 7,861,806 | 24,781,406 |
| 2029 | 27,175,262 | 42,297,879 | 1,564,686 | 14,067,718 | 175,026 | 15,563,870 | 5,212,093 | 47,604,061 | 7,884,124 | 24,830,984 |
| 2030 | 27,267,900 | 42,451,035 | 1,570,602 | 14,117,680 | 176,100 | 15,620,729 | 5,228,215 | 47,781,627 | 7,916,937 | 24,884,645 |
| 2031 | 28,541,513 | 43,763,286 | 1,625,100 | 14,637,376 | 175,840 | 16,119,600 | 5,511,283 | 48,819,111 | 8,191,972 | 25,085,934 |
| 2032 | 27,042,688 | 42,413,950 | 1,564,804 | 14,081,488 | 177,377 | 15,573,307 | 5,173,510 | 47,882,044 | 7,911,573 | 24,951,704 |
| 2033 | 28,552,889 | 43,916,019 | 1,632,062 | 14,672,417 | 177,460 | 16,213,977 | 5,508,605 | 49,051,454 | 8,222,399 | 25,176,664 |
| 2034 | 26,727,808 | 42,343,398 | 1,557,921 | 14,024,987 | 177,127 | 15,548,555 | 5,108,959 | 47,927,084 | 7,889,791 | 25,012,971 |
| 2035 | 31,303,529 | 46,691,094 | 1,745,777 | 15,763,262 | 177,186 | 17,241,051 | 6,121,972 | 51,203,718 | 8,791,712 | 25,591,475 |
| **TOTAL** | **983,128,377** | **1,246,925,326** | **54,591,803** | **536,776,667** | **8,738,238** | **529,886,452** | **174,691,748** | **1,535,363,142** | **308,767,380** | **650,475,321** |

[a] Capital charges repaid through bond debt service prior to 2018 exclude bond cover; 2019 and after includes both bond debt service and bond cover.

## TABLE B-19 Total Transportation Charge for Each Contractor[a] (in dollars)



| Calendar Year | SOUTHERN CALIFORNIA AREA (continued) | | | | FEATHER RIVER AREA | | | | South Bay Area Future Contractor | Grand Total |
|---|---|---|---|---|---|---|---|---|---|---|
| | Santa Clarita[b] | Metropolitan | Ventura | Total | Yuba City | Butte | Plumas | Total | | |
| | [30] | [31] | [32] | [33] | [34] | [35] | [36] | [37] | [38] | [39] |
| 1961 | 0 | 0 | 0 | 0 | 0 | 0 | 0 | 0 | 0 | 0 |
| 1962 | 0 | 0 | 0 | 0 | 0 | 0 | 0 | 0 | 3,219 | 79,888 |
| 1963 | 0 | 690,812 | 0 | 777,678 | 0 | 0 | 0 | 0 | 12,626 | 1,622,219 |
| 1964 | 27,447 | 1,260,513 | 9,378 | 1,603,916 | 0 | 0 | 0 | 0 | 13,938 | 2,803,202 |
| 1965 | 53,007 | 2,180,589 | 17,766 | 2,721,767 | 0 | 0 | 405 | 405 | 28,937 | 4,807,069 |
| 1966 | 101,264 | 3,900,172 | 33,426 | 4,870,643 | 0 | 0 | 565 | 565 | 31,321 | 7,401,629 |
| 1967 | 210,814 | 7,693,703 | 68,155 | 9,568,718 | 0 | 0 | 562 | 562 | 47,718 | 12,839,702 |
| 1968 | 479,430 | 15,317,881 | 142,803 | 18,794,574 | 0 | 0 | 564 | 564 | 46,945 | 25,061,651 |
| 1969 | 726,941 | 23,153,064 | 215,209 | 28,375,442 | 0 | 0 | 3,191 | 3,191 | 52,963 | 36,268,740 |
| 1970 | 907,388 | 30,617,164 | 273,605 | 37,792,793 | 0 | 0 | 15,121 | 15,121 | 69,744 | 46,483,303 |
| 1971 | 1,092,226 | 39,958,997 | 342,425 | 49,495,973 | 0 | 0 | 16,001 | 16,001 | 55,532 | 59,202,674 |
| 1972 | 1,313,046 | 52,948,599 | 422,304 | 65,036,621 | 0 | 0 | 17,372 | 17,372 | 80,412 | 77,029,440 |
| 1973 | 1,329,993 | 57,273,225 | 435,655 | 70,639,443 | 0 | 0 | 17,334 | 17,334 | 54,219 | 81,713,668 |
| 1974 | 1,390,223 | 61,776,466 | 455,565 | 75,477,790 | 0 | 0 | 17,477 | 17,477 | 76,783 | 87,470,594 |
| 1975 | 1,459,721 | 66,756,784 | 478,403 | 81,232,726 | 0 | 0 | 18,406 | 18,406 | 84,547 | 94,665,047 |
| 1976 | 1,455,766 | 68,485,047 | 475,587 | 83,716,020 | 0 | 0 | 17,477 | 17,477 | 106,717 | 97,739,281 |
| 1977 | 1,525,758 | 66,234,179 | 507,063 | 81,679,735 | 0 | 0 | 18,232 | 18,232 | 98,618 | 95,797,866 |
| 1978 | 1,611,725 | 72,934,779 | 523,177 | 89,187,676 | 0 | 0 | 17,381 | 17,381 | 100,786 | 105,312,964 |
| 1979 | 1,647,464 | 72,666,594 | 526,405 | 89,738,461 | 0 | 0 | 20,579 | 20,579 | 119,352 | 107,693,236 |
| 1980 | 1,730,293 | 79,926,555 | 571,232 | 98,697,014 | 0 | 0 | 17,761 | 17,761 | 178,812 | 117,678,406 |
| 1981 | 1,985,241 | 91,261,394 | 636,404 | 111,589,287 | 0 | 0 | 21,193 | 21,193 | 185,347 | 132,501,402 |
| 1982 | 2,078,107 | 93,144,741 | 670,375 | 113,934,236 | 0 | 0 | 28,423 | 28,423 | 173,894 | 135,901,470 |
| 1983 | 2,341,708 | 101,787,700 | 803,591 | 126,637,674 | 0 | 0 | 19,276 | 19,276 | 220,926 | 152,407,982 |
| 1984 | 3,384,271 | 137,507,077 | 868,967 | 170,650,097 | 0 | 0 | 21,114 | 21,114 | 225,959 | 209,032,382 |
| 1985 | 3,769,869 | 172,916,230 | 908,769 | 211,477,788 | 0 | 0 | 20,239 | 20,239 | 340,322 | 258,770,657 |
| 1986 | 4,338,643 | 193,242,026 | 937,311 | 234,643,068 | 0 | 0 | 20,139 | 20,139 | 279,227 | 285,150,603 |
| 1987 | 4,180,492 | 178,764,439 | 908,034 | 221,272,417 | 0 | 0 | 19,742 | 19,742 | 345,116 | 273,446,405 |
| 1988 | 4,244,922 | 190,243,523 | 904,868 | 232,195,750 | 0 | 0 | 17,900 | 17,900 | 365,207 | 285,549,572 |
| 1989 | 4,125,634 | 193,235,261 | 932,599 | 234,743,135 | 0 | 0 | 19,158 | 19,158 | 422,329 | 288,646,009 |
| 1990 | 4,566,894 | 239,540,417 | 1,486,755 | 287,325,078 | 0 | 0 | 18,148 | 18,148 | 474,284 | 340,806,309 |
| 1991 | 3,535,826 | 179,950,983 | 1,141,118 | 217,695,027 | 0 | 0 | 21,018 | 21,018 | 214,683 | 256,556,978 |
| 1992 | 4,493,392 | 196,166,977 | 1,025,285 | 237,120,952 | 0 | 0 | 18,014 | 18,014 | 443,676 | 287,245,904 |
| 1993 | 4,124,807 | 169,493,328 | 1,068,135 | 212,598,291 | 0 | 0 | 20,999 | 20,999 | 599,571 | 272,041,465 |
| 1994 | 4,737,019 | 209,282,955 | 1,008,952 | 258,193,049 | 0 | 0 | 19,649 | 19,649 | 609,966 | 317,443,096 |
| 1995 | 4,994,858 | 173,420,265 | 1,061,324 | 221,987,307 | 0 | 0 | 20,277 | 20,277 | 534,971 | 291,168,639 |
| 1996 | 5,182,938 | 181,404,029 | 1,103,254 | 239,323,447 | 0 | 0 | 25,378 | 25,378 | 571,857 | 320,267,786 |
| 1997 | 4,949,659 | 186,736,527 | 1,216,560 | 242,748,238 | 0 | 0 | 24,820 | 24,820 | 428,638 | 324,522,632 |
| 1998 | 4,578,126 | 168,571,967 | 1,237,386 | 220,339,814 | 0 | 0 | 0 | 0 | 465,095 | 303,177,493 |
| 1999 | 5,028,576 | 192,300,888 | 1,266,033 | 248,303,531 | 0 | 0 | 0 | 0 | 584,116 | 340,786,128 |
| 2000 | 6,843,250 | 184,932,812 | 1,320,919 | 236,458,913 | 0 | 0 | 0 | 0 | 0 | 321,229,147 |
| 2001 | 12,467,246 | 374,039,724 | 1,616,021 | 453,908,343 | 0 | 0 | 0 | 0 | 0 | 556,306,825 |
| 2002 | 9,689,905 | 264,583,886 | 1,648,226 | 332,973,745 | 0 | 0 | 0 | 0 | 0 | 434,029,644 |
| 2003 | 10,744,195 | 292,850,922 | 1,668,182 | 364,954,514 | 0 | 0 | 20,800 | 20,800 | 0 | 465,673,911 |
| 2004 | 11,809,591 | 339,977,107 | 1,909,916 | 419,477,149 | 0 | 0 | 20,830 | 20,830 | 0 | 518,683,660 |
| 2005 | 10,855,823 | 312,842,936 | 1,398,129 | 408,113,613 | 0 | 0 | 20,827 | 20,827 | 0 | 519,500,850 |
| 2006 | 9,966,554 | 288,422,287 | 1,328,182 | 396,095,512 | 0 | 0 | 21,281 | 21,281 | 0 | 501,623,699 |
| 2007 | 13,382,480 | 373,893,015 | 1,871,217 | 499,092,734 | 0 | 0 | 20,893 | 20,893 | 0 | 607,175,271 |
| 2008 | 15,288,406 | 339,743,074 | 2,266,768 | 465,698,126 | 0 | 0 | 22,411 | 22,411 | 0 | 576,688,310 |
| 2009 | 13,001,935 | 303,253,694 | 2,071,095 | 419,939,745 | 0 | 0 | 18,220 | 18,220 | 0 | 521,212,330 |
| 2010 | 12,681,298 | 348,487,682 | 2,103,206 | 485,237,720 | 0 | 0 | 18,448 | 18,448 | 0 | 599,425,489 |
| 2011 | 12,341,010 | 390,874,855 | 2,093,595 | 528,290,085 | 0 | 0 | 20,130 | 20,130 | 0 | 665,051,149 |
| 2012 | 14,330,681 | 373,690,023 | 2,331,183 | 539,636,429 | 0 | 0 | 18,469 | 18,469 | 0 | 669,531,484 |
| 2013 | 17,071,226 | 365,642,409 | 2,277,299 | 508,265,211 | 0 | 0 | 17,665 | 17,665 | 0 | 640,939,199 |
| 2014 | 15,801,278 | 315,884,648 | 1,817,645 | 447,232,786 | 0 | 0 | 17,492 | 17,492 | 0 | 571,886,916 |
| 2015 | 14,993,671 | 333,656,314 | 1,887,866 | 475,450,068 | 0 | 0 | 17,088 | 17,088 | 0 | 606,625,562 |
| 2016 | 13,854,401 | 378,431,038 | 2,188,062 | 539,400,130 | 0 | 0 | 22,214 | 22,214 | 0 | 683,302,385 |
| 2017 | 16,240,619 | 430,601,991 | 3,897,913 | 611,433,738 | 0 | 0 | 16,927 | 16,927 | 0 | 765,284,913 |
| 2018 | 15,631,189 | 326,150,723 | 1,738,652 | 512,189,698 | 0 | 0 | 64,393 | 64,393 | 0 | 661,243,549 |
| 2019 | 17,481,581 | 424,513,228 | 6,543,028 | 611,809,432 | 0 | 0 | 16,932 | 16,932 | 0 | 767,286,364 |
| **2020** | **19,549,565** | **421,893,874** | **3,963,820** | **627,749,081** | **0** | **0** | **5,204** | **5,204** | **0** | **783,115,589** |
| 2021 | 19,893,764 | 427,746,540 | 4,062,735 | 635,372,210 | 0 | 0 | 4,229 | 4,229 | 0 | 791,015,056 |
| 2022 | 20,124,614 | 439,160,619 | 4,122,088 | 651,373,876 | 0 | 0 | 2,904 | 2,904 | 0 | 813,076,244 |
| 2023 | 19,842,410 | 431,427,503 | 4,075,935 | 640,426,392 | 0 | 0 | 2,932 | 2,932 | 0 | 798,037,703 |
| 2024 | 19,663,714 | 427,888,599 | 4,033,608 | 635,997,032 | 0 | 0 | 2,960 | 2,960 | 0 | 794,728,566 |
| 2025 | 19,978,395 | 433,777,963 | 4,098,209 | 644,140,497 | 0 | 0 | 2,987 | 2,987 | 0 | 804,786,043 |
| 2026 | 19,668,097 | 427,028,395 | 4,028,491 | 634,855,033 | 0 | 0 | 3,015 | 3,015 | 0 | 793,808,513 |
| 2027 | 20,031,762 | 434,894,901 | 4,106,494 | 645,968,237 | 0 | 0 | 3,042 | 3,042 | 0 | 806,970,298 |
| 2028 | 19,904,011 | 432,019,184 | 4,075,558 | 642,031,146 | 0 | 0 | 3,071 | 3,071 | 0 | 803,296,561 |
| 2029 | 19,843,239 | 431,578,229 | 4,062,559 | 641,859,728 | 0 | 0 | 3,100 | 3,100 | 0 | 800,694,772 |
| 2030 | 19,909,446 | 432,884,892 | 4,070,786 | 643,880,592 | 0 | 0 | 3,129 | 3,129 | 0 | 806,770,598 |
| 2031 | 20,464,935 | 446,027,920 | 4,195,020 | 663,158,891 | 0 | 0 | 3,158 | 3,158 | 0 | 827,020,902 |
| 2032 | 19,731,269 | 429,940,783 | 4,022,491 | 640,466,987 | 0 | 0 | 3,189 | 3,189 | 0 | 807,396,104 |
| 2033 | 20,479,453 | 446,268,824 | 4,192,255 | 664,064,478 | 0 | 0 | 3,219 | 3,219 | 0 | 829,221,690 |
| 2034 | 19,593,345 | 427,362,579 | 3,989,420 | 637,263,944 | 0 | 0 | 3,250 | 3,250 | 0 | 801,291,660 |
| 2035 | 21,764,262 | 477,121,082 | 4,481,841 | 707,997,960 | 0 | 0 | 3,281 | 3,281 | 0 | 882,079,359 |
| **TOTAL** | **678,622,106** | **17,702,240,101** | **134,242,292** | **24,544,448,952** | **0** | **0** | **981,607** | **981,607** | **8,748,370** | **30,733,103,807** |

[a] Capital charges repaid through bond debt service prior to 2018 exclude bond cover; 2019 and after includes both bond debt service and bond cover.

[b] Castaic Lake Water Agency's SWP Water Supply Contract was transferred to Santa Clarita Valley Water Agency effective November 2, 2018.

## TABLE B-20A Calculation of Delta Water Rates

### Calculation in Accordance with Article 53(i) of the Monterey Amendment
**(Values in millions of dollars [$] or millions of acre-feet [af] discounted to 2019 at 4.610 percent per annum)**

| Procedure | Capital Cost Component | | Minimum Operation, Maintenance, Power and Replacement Component[a] | | Total Delta Water Rate | |
|---|---|---|---|---|---|---|
| | [1] | | [2] | | [3] | |
| **Commencing in 2020** | | | | | | |
| Total Costs of "Initial" Project Conservation Facilities to be Reimbursed and Project Water Table A Amounts During the Project Repayment Period | $10,384.29[b] | 533.60 af | $9,019.41[c] | 533.60 af | $19,403.70 | 533.60 af |
| Less, Project Power Revenues to be Realized During the Project Repayment Period | ($5,183.20) | | ($5,107.76) | | ($10,290.96) | |
| Less, Delta Water Charges Paid and Project Water Table A Amounts, Prior to 2019 | ($3,653.68)[d] | (487.09) af | ($1,664.07) | (487.09) af | ($5,317.75) | (487.09) af |
| TOTAL | $1,547.40 | 46.51 af | $2,247.59 | 46.51 af | $3,794.99 | 46.51 af |
| Rate Applicable in 2020 | $33.27 per acre-foot | | $48.33 per acre-foot | | $81.60 per acre-foot | |

### Calculation Under Original Provisions, without the Monterey Amendment
**(for Plumas and Empire)**

| Procedure | Capital Cost Component | | Minimum Operation, Maintenance, Power and Replacement Component[a] | | Total Delta Water Rate | |
|---|---|---|---|---|---|---|
| | [4] | | [5] | | [6] | |
| **Commencing in 2020** | | | | | | |
| Total Costs of "Initial" Project Conservation Facilities to be Reimbursed and Project Water Table A Amounts during the Project Repayment Period | $10,361.98[b] | 533.60 af | $8,980.85[c] | 533.60 af | $19,342.82 | 533.60 af |
| Less, Project Power Revenues to be Realized During the Project Repayment Period | ($5,183.20) | | ($5,107.76) | | ($10,290.96) | |
| Less, Delta Water Charges Paid and Project Water Table A Amounts, Prior to 2019 | ($3,653.68)[d] | (487.09) af | ($1,664.07) | (487.09) af | ($5,317.75) | (487.09) af |
| TOTAL | $1,525.09 | 46.51 af | $2,209.02 | 46.51 af | $3,734.11 | 46.51 af |
| Rate Applicable in 2020 | $32.79 per acre-foot | | $47.50 per acre-foot | | $80.29 per acre-foot | |

[a] Considering that all operating costs of Project Conservation Facilities will not vary with annual amounts of Project water delivered, and therefore are properly classified as "Minimum" OMP&R Costs. OMP&R costs exclude amounts for Conservation Replacement Accounting System.

[b] Including net credits of $4,850,000 for settlements as to the magnitude of Project Capital costs incurred prior to December 31, 1960, and net credits of $6,678,320 for settlement as to the magnitude of Project Capital costs incurred during the 1961 through 1978 period.

[c] Includes conservation power costs and credits at San Luis Reservoir.

[d] Applying all Delta Water Charges paid prior to 1970 to reimburse Capital costs (the charge was not divided into components until 1970).

**TABLE B-20B Delta Water Rates by Facility (in dollars per acre-foot)**

| Item | Capital Cost Component | Minimum Operation, Maintenance, Power and Replacement Component | Total Delta Water Rate |
|---|---|---|---|
| | [1] | [2] | [3] |
| **Initial Conservation Facilities** | | | |
| Oroville Division | | | |
| Water Supply and Power Costs[a] | 132.28 | 88.07 | 220.35 |
| Less, Oroville Power Revenues | -75.55 | -35.78 | -111.33 |
| *Subtotal* | *56.74* | *52.28* | *109.02* |
| Delta Facilities[b] | 44.25 | 64.58 | 108.83 |
| California Aqueduct portion | | | |
| Reach1 | 7.77 | 14.84 | 22.61 |
| Reach 2A | 4.41 | 1.78 | 6.19 |
| Reach 2B | 2.30 | 1.62 | 3.91 |
| Reach 3 | 1.55 | 0.68 | 2.23 |
| *Subtotal* | *16.04* | *18.91* | *34.94* |
| San Luis Facilities | 24.01 | 21.56 | 45.56 |
| Planning and Preoperating Costs through 2018 | 6.24 | 0.00 | 6.24 |
| 45,000 acre-feet Relinquished Costs | 0.48 | 0.83 | 1.31 |
| Less, Capital Cost Credits | -3.02 | 0.00 | -3.02 |
| Less, Delta Water Charges paid prior to 2020 | -111.45 | -109.83 | -221.28 |
| Rate Applicable in 2020 | 33.27 | 48.33 | 81.60 |

[a] Includes revenue received from non-SWP water contractors.

[b] Includes: 1. Delta Facility planning costs; 2. Delta Studies costs; and 3. Suisun Marsh Facilities costs.

## TABLE B-21 Total Delta Water Charge for Each Contractor (in dollars)

Sheet 1 of 4

| | NORTH BAY AREA | | | SOUTH BAY AREA | | | | CENTRAL COASTAL AREA | | |
|---|---|---|---|---|---|---|---|---|---|---|
| Calendar Year | Napa | Solano | Total | Alameda-Zone 7 | Alameda County | Santa Clara | Total | San Luis Obispo | Santa Barbara | Total |
| | [1] | [2] | [3] | [4] | [5] | [6] | [7] | [8] | [9] | [10] |
| 1964 | 0 | 0 | 0 | 0 | 0 | 0 | 0 | 0 | 0 | 0 |
| 1965 | 0 | 0 | 0 | 0 | 0 | 0 | 0 | 0 | 0 | 0 |
| 1966 | 0 | 0 | 0 | 0 | 0 | 0 | 0 | 0 | 0 | 0 |
| 1967 | 0 | 0 | 0 | 14,000 | 50,050 | 177,100 | 241,150 | 0 | 0 | 0 |
| 1968 | 0 | 0 | 0 | 19,156 | 29,701 | 193,245 | 242,102 | 0 | 0 | 0 |
| 1969 | 0 | 0 | 0 | 30,324 | 44,096 | 215,483 | 289,903 | 0 | 0 | 0 |
| 1970 | 0 | 0 | 0 | 80,908 | 107,730 | 585,200 | 773,838 | 0 | 0 | 0 |
| 1971 | 0 | 0 | 0 | 57,320 | 123,080 | 637,120 | 817,520 | 0 | 0 | 0 |
| 1972 | 0 | 0 | 0 | 99,668 | 143,877 | 707,328 | 950,873 | 0 | 0 | 0 |
| 1973 | 0 | 0 | 0 | 120,880 | 167,099 | 782,167 | 1,070,146 | 0 | 0 | 0 |
| 1974 | 0 | 0 | 0 | 137,684 | 182,339 | 818,664 | 1,138,687 | 0 | 0 | 0 |
| 1975 | 0 | 0 | 0 | 146,204 | 187,324 | 804,123 | 1,137,651 | 0 | 0 | 0 |
| 1976 | 0 | 0 | 0 | 168,489 | 208,652 | 862,036 | 1,239,177 | 0 | 0 | 0 |
| 1977 | 0 | 0 | 0 | 172,931 | 208,645 | 827,062 | 1,208,638 | 0 | 0 | 0 |
| 1978 | 0 | 0 | 0 | 206,378 | 243,231 | 926,594 | 1,376,203 | 0 | 0 | 0 |
| 1979 | 0 | 0 | 0 | 237,771 | 273,208 | 1,005,955 | 1,516,934 | 0 | 0 | 0 |
| 1980 | 0 | 18,325 | 18,325 | 272,717 | 307,426 | 1,090,867 | 1,671,010 | 12,396 | 3,479 | 15,875 |
| 1981 | 0 | 25,440 | 25,440 | 415,564 | 469,768 | 1,589,984 | 2,475,316 | 18,068 | 10,414 | 28,482 |
| 1982 | 0 | 34,917 | 34,917 | 457,988 | 519,053 | 1,679,289 | 2,656,330 | 38,166 | 99,788 | 137,954 |
| 1983 | 0 | 12,035 | 12,035 | 316,703 | 359,775 | 1,114,795 | 1,791,273 | 38,004 | 68,902 | 106,906 |
| 1984 | 0 | 22,453 | 22,453 | 334,587 | 380,914 | 1,132,448 | 1,847,949 | 57,909 | 105,498 | 163,407 |
| 1985 | 0 | 22,001 | 22,001 | 381,970 | 435,728 | 1,244,939 | 2,062,637 | 106,103 | 192,937 | 299,040 |
| 1986 | 35,358 | 21,767 | 57,125 | 423,378 | 485,372 | 1,330,615 | 2,239,365 | 151,206 | 275,347 | 426,553 |
| 1987 | 0 | 22,984 | 22,984 | 430,024 | 493,786 | 1,304,900 | 2,228,710 | 185,355 | 336,664 | 522,019 |
| 1988 | 88,878 | 150,466 | 239,344 | 464,114 | 533,731 | 1,361,400 | 2,359,245 | 239,792 | 436,607 | 676,399 |
| 1989 | 102,688 | 305,328 | 408,016 | 513,853 | 591,760 | 1,491,833 | 2,597,446 | 331,518 | 602,402 | 933,920 |
| 1990 | 112,723 | 355,132 | 467,855 | 534,787 | 616,676 | 1,537,512 | 2,688,975 | 417,802 | 760,166 | 1,177,968 |
| 1991 | 129,296 | 395,515 | 524,811 | 603,028 | 681,067 | 1,667,194 | 2,951,289 | 443,403 | 806,745 | 1,250,148 |
| 1992 | 158,879 | 489,808 | 648,687 | 729,545 | 808,579 | 1,945,453 | 3,483,577 | 506,628 | 921,780 | 1,428,408 |
| 1993 | 172,457 | 530,778 | 703,235 | 771,894 | 840,958 | 1,990,673 | 3,603,525 | 507,825 | 923,957 | 1,431,782 |
| 1994 | 177,824 | 546,610 | 724,434 | 778,647 | 817,579 | 1,946,615 | 3,542,841 | 486,654 | 885,437 | 1,372,091 |
| 1995 | 203,738 | 713,497 | 917,235 | 874,946 | 874,946 | 2,083,205 | 3,833,097 | 520,801 | 947,567 | 1,468,368 |
| 1996 | 213,506 | 774,152 | 987,658 | 901,129 | 860,168 | 2,048,020 | 3,809,317 | 512,005 | 931,562 | 1,443,567 |
| 1997 | 250,558 | 866,141 | 1,116,699 | 1,041,633 | 951,056 | 2,264,420 | 4,257,109 | 566,105 | 1,029,994 | 1,596,099 |
| 1998 | 266,952 | 882,469 | 1,149,421 | 1,048,658 | 957,470 | 2,279,691 | 4,285,819 | 141,683 | 888,760 | 1,030,443 |
| 1999 | 290,688 | 923,459 | 1,214,147 | 1,084,480 | 990,178 | 2,357,566 | 4,432,224 | 589,391 | 1,072,362 | 1,661,753 |
| 2000 | 390,936 | 948,784 | 1,339,720 | 1,628,402 | 1,005,778 | 2,394,709 | 5,028,889 | 598,677 | 1,089,257 | 1,687,934 |
| 2001 | 496,412 | 1,097,880 | 1,594,292 | 1,868,283 | 1,005,998 | 2,395,234 | 5,269,515 | 598,809 | 1,089,496 | 1,688,305 |
| 2002 | 512,928 | 1,125,429 | 1,638,357 | 1,896,134 | 1,020,996 | 2,430,942 | 5,348,072 | 607,736 | 1,105,738 | 1,713,474 |
| 2003 | 511,059 | 1,112,692 | 1,623,751 | 1,856,232 | 999,510 | 2,379,785 | 5,235,527 | 594,946 | 1,082,469 | 1,677,415 |
| 2004 | 569,615 | 1,230,627 | 1,800,242 | 2,033,406 | 1,094,911 | 2,606,931 | 5,735,248 | 651,732 | 1,185,788 | 1,837,520 |
| 2005 | 573,729 | 1,219,893 | 1,793,622 | 2,081,144 | 1,084,212 | 2,581,456 | 5,746,812 | 645,364 | 1,174,201 | 1,819,565 |
| 2006 | 606,343 | 1,272,001 | 1,878,344 | 2,167,748 | 1,129,330 | 2,688,880 | 5,985,958 | 672,220 | 1,223,064 | 1,895,284 |
| 2007 | 623,728 | 1,291,247 | 1,914,975 | 2,198,222 | 1,145,206 | 2,726,679 | 6,070,107 | 681,671 | 1,240,257 | 1,921,928 |
| 2008 | 647,091 | 1,322,240 | 1,969,331 | 2,248,610 | 1,171,457 | 2,789,182 | 6,209,249 | 697,295 | 1,268,688 | 1,965,983 |
| 2009 | 717,087 | 1,446,549 | 2,163,636 | 2,457,420 | 1,280,240 | 3,048,190 | 6,785,850 | 762,047 | 1,386,499 | 2,148,546 |
| 2010 | 1,105,529 | 1,809,450 | 2,914,979 | 3,070,686 | 1,599,732 | 3,808,886 | 8,479,304 | 952,222 | 1,732,510 | 2,684,732 |
| 2011 | 1,216,921 | 1,993,865 | 3,210,786 | 3,380,086 | 1,760,920 | 4,192,667 | 9,333,673 | 1,048,166 | 1,907,076 | 2,955,242 |
| 2012 | 1,270,523 | 2,083,876 | 3,354,399 | 3,528,968 | 1,838,483 | 4,377,339 | 9,744,790 | 1,094,335 | 1,991,077 | 3,085,412 |
| 2013 | 1,344,704 | 2,207,862 | 3,552,566 | 3,735,010 | 1,945,825 | 4,632,915 | 10,313,750 | 1,158,229 | 2,107,328 | 3,265,557 |
| 2014 | 1,276,099 | 2,097,420 | 3,373,519 | 3,544,457 | 1,846,552 | 4,396,552 | 9,787,561 | 1,099,138 | 1,999,815 | 3,098,953 |
| 2015 | 1,736,721 | 2,857,498 | 4,594,219 | 4,823,867 | 2,513,086 | 5,983,536 | 13,320,489 | 1,495,884 | 2,721,671 | 4,217,555 |
| 2016 | 2,075,875 | 3,415,521 | 5,491,396 | 5,765,891 | 3,003,850 | 7,152,025 | 15,921,766 | 1,788,006 | 3,253,170 | 5,041,176 |
| 2017 | 1,999,142 | 3,289,270 | 5,288,412 | 5,552,760 | 2,892,816 | 6,887,657 | 15,333,233 | 1,721,914 | 3,132,919 | 4,854,833 |
| 2018 | 2,016,381 | 3,317,632 | 5,334,013 | 5,600,640 | 2,917,760 | 6,947,047 | 15,465,447 | 1,736,761 | 3,159,934 | 4,896,695 |
| 2019 | 2,033,904 | 3,346,465 | 5,380,369 | 5,649,314 | 2,943,117 | 7,007,422 | 15,599,853 | 1,751,856 | 3,187,396 | 4,939,252 |
| **2020** | **2,368,518** | **3,897,017** | **6,265,535** | **6,578,726** | **3,427,312** | **8,160,269** | **18,166,307** | **2,040,067** | **3,711,780** | **5,751,847** |
| 2021 | 2,368,518 | 3,897,017 | 6,265,535 | 6,578,726 | 3,427,312 | 8,160,269 | 18,166,307 | 2,040,067 | 3,711,780 | 5,751,847 |
| 2022 | 2,368,518 | 3,897,017 | 6,265,535 | 6,578,726 | 3,427,312 | 8,160,269 | 18,166,307 | 2,040,067 | 3,711,780 | 5,751,847 |
| 2023 | 2,368,518 | 3,897,017 | 6,265,535 | 6,578,726 | 3,427,312 | 8,160,269 | 18,166,307 | 2,040,067 | 3,711,780 | 5,751,847 |
| 2024 | 2,368,518 | 3,897,017 | 6,265,535 | 6,578,726 | 3,427,312 | 8,160,269 | 18,166,307 | 2,040,067 | 3,711,780 | 5,751,847 |
| 2025 | 2,368,518 | 3,897,017 | 6,265,535 | 6,578,726 | 3,427,312 | 8,160,269 | 18,166,307 | 2,040,067 | 3,711,780 | 5,751,847 |
| 2026 | 2,368,518 | 3,897,017 | 6,265,535 | 6,578,726 | 3,427,312 | 8,160,269 | 18,166,307 | 2,040,067 | 3,711,780 | 5,751,847 |
| 2027 | 2,368,518 | 3,897,017 | 6,265,535 | 6,578,726 | 3,427,312 | 8,160,269 | 18,166,307 | 2,040,067 | 3,711,780 | 5,751,847 |
| 2028 | 2,368,518 | 3,897,017 | 6,265,535 | 6,578,726 | 3,427,312 | 8,160,269 | 18,166,307 | 2,040,067 | 3,711,780 | 5,751,847 |
| 2029 | 2,368,518 | 3,897,017 | 6,265,535 | 6,578,726 | 3,427,312 | 8,160,269 | 18,166,307 | 2,040,067 | 3,711,780 | 5,751,847 |
| 2030 | 2,368,518 | 3,897,017 | 6,265,535 | 6,578,726 | 3,427,312 | 8,160,269 | 18,166,307 | 2,040,067 | 3,711,780 | 5,751,847 |
| 2031 | 2,368,518 | 3,897,017 | 6,265,535 | 6,578,726 | 3,427,312 | 8,160,269 | 18,166,307 | 2,040,067 | 3,711,780 | 5,751,847 |
| 2032 | 2,368,518 | 3,897,017 | 6,265,535 | 6,578,726 | 3,427,312 | 8,160,269 | 18,166,307 | 2,040,067 | 3,711,780 | 5,751,847 |
| 2033 | 2,368,518 | 3,897,017 | 6,265,535 | 6,578,726 | 3,427,312 | 8,160,269 | 18,166,307 | 2,040,067 | 3,711,780 | 5,751,847 |
| 2034 | 2,368,518 | 3,897,017 | 6,265,535 | 6,578,726 | 3,427,312 | 8,160,269 | 18,166,307 | 2,040,067 | 3,711,780 | 5,751,847 |
| 2035 | 2,368,518 | 3,897,017 | 6,265,535 | 6,578,726 | 3,427,312 | 8,160,269 | 18,166,307 | 2,040,067 | 3,711,780 | 5,751,847 |
| **TOTAL** | **61,824,560** | **107,951,750** | **169,776,310** | **184,218,254** | **103,981,793** | **253,995,834** | **542,195,881** | **58,868,894** | **107,727,201** | **166,596,095** |

## TABLE B-21 Total Delta Water Charge for Each Contractor (in dollars)



| | SAN JOAQUIN VALLEY AREA | | | | | | | | |
|---|---|---|---|---|---|---|---|---|---|
| | | | | Kern | | | | | |
| Calendar Year | Dudley Ridge | Empire | Future Contractor San Joaquin Valley | Municipal and Industrial | Agricultural | Kings | Oak Flat | Tulare | Total |
| | [11] | [12] | [13] | [14] | [15] | [16] | [17] | [18] | [19] |
| 1964 | 0 | 0 | 0 | 0 | 0 | 0 | 0 | 0 | 0 |
| 1965 | 0 | 0 | 0 | 0 | 0 | 0 | 0 | 0 | 0 |
| 1966 | 0 | 0 | 0 | 0 | 0 | 0 | 0 | 0 | 0 |
| 1967 | 0 | 0 | 0 | 0 | 0 | 0 | 0 | 0 | 0 |
| 1968 | 40,695 | 10,469 | 0 | 0 | 165,522 | 3,177 | 8,073 | 98,608 | 326,544 |
| 1969 | 61,267 | 3,281 | 0 | 0 | 337,686 | 4,200 | 8,805 | 102,478 | 517,717 |
| 1970 | 104,405 | 19,950 | 0 | 0 | 964,915 | 8,645 | 17,290 | 228,095 | 1,343,300 |
| 1971 | 129,596 | 21,720 | 0 | 0 | 1,377,772 | 9,412 | 20,272 | 264,260 | 1,823,032 |
| 1972 | 160,756 | 24,113 | 0 | 0 | 2,175,835 | 11,253 | 43,131 | 905,057 | 3,320,145 |
| 1973 | 195,541 | 26,664 | 0 | 386,638 | 2,373,167 | 13,333 | 27,553 | 373,307 | 3,396,203 |
| 1974 | 224,202 | 27,909 | 0 | 446,545 | 2,781,595 | 13,954 | 29,770 | 445,138 | 3,969,113 |
| 1975 | 329,688 | 27,413 | 0 | 481,560 | 3,041,048 | 14,620 | 33,702 | 827,591 | 4,755,622 |
| 1976 | 414,245 | 29,388 | 0 | 549,549 | 3,931,785 | 15,673 | 35,966 | 877,151 | 5,853,757 |
| 1977 | 312,532 | 28,195 | 0 | 569,545 | 4,071,218 | 15,977 | 40,289 | 626,210 | 5,663,966 |
| 1978 | 342,208 | 31,588 | 0 | 674,939 | 4,950,959 | 20,006 | 41,065 | 666,516 | 6,727,281 |
| 1979 | 395,523 | 34,294 | 0 | 772,757 | 5,901,986 | 22,863 | 45,725 | 771,613 | 7,944,761 |
| 1980 | 555,341 | 37,679 | 0 | 881,371 | 6,984,026 | 27,272 | 70,658 | 933,481 | 9,489,828 |
| 1981 | 740,789 | 54,204 | 0 | 1,351,487 | 11,140,730 | 41,556 | 77,692 | 1,373,168 | 14,779,626 |
| 1982 | 782,396 | 57,248 | 0 | 1,518,993 | 12,703,436 | 47,707 | 85,873 | 1,530,443 | 16,726,096 |
| 1983 | 543,462 | 38,004 | 0 | 1,057,789 | 9,141,315 | 35,471 | 58,273 | 78,506 | 10,952,820 |
| 1984 | 580,379 | 13,572 | 0 | 1,333,200 | 9,741,623 | 39,893 | 61,770 | 756,132 | 12,526,569 |
| 1985 | 667,740 | 42,441 | 0 | 1,540,611 | 11,403,920 | 48,100 | 69,320 | 644,383 | 14,416,515 |
| 1986 | 745,447 | 45,362 | 0 | 1,714,679 | 12,925,113 | 55,946 | 77,115 | 1,469,725 | 17,033,387 |
| 1987 | 762,180 | 44,485 | 0 | 1,766,065 | 13,410,817 | 59,314 | 77,108 | 1,503,601 | 17,623,570 |
| 1988 | 827,669 | 46,411 | 0 | 1,916,790 | 14,707,763 | 61,882 | 83,540 | 1,633,680 | 19,277,735 |
| 1989 | 921,621 | 49,728 | 0 | 2,125,033 | 16,312,361 | 66,304 | 92,825 | 1,821,693 | 21,389,565 |
| 1990 | 964,288 | 50,136 | 0 | 1,998,766 | 17,276,959 | 66,848 | 95,259 | 1,980,383 | 22,432,639 |
| 1991 | 1,023,374 | 53,208 | 0 | 2,121,239 | 18,335,590 | 70,944 | 101,096 | 2,101,729 | 23,807,180 |
| 1992 | 1,169,299 | 60,795 | 0 | 2,727,688 | 20,646,125 | 81,061 | 115,511 | 2,401,419 | 27,201,898 |
| 1993 | 1,172,060 | 60,939 | 0 | 2,734,129 | 20,694,874 | 81,252 | 115,784 | 2,407,089 | 27,266,127 |
| 1994 | 1,123,198 | 58,398 | 0 | 2,156,809 | 20,295,455 | 77,865 | 110,957 | 2,306,739 | 26,129,421 |
| 1995 | 1,202,009 | 62,497 | 0 | 2,803,995 | 21,223,694 | 83,328 | 118,743 | 2,468,598 | 27,962,864 |
| 1996 | 534,818 | 69,191 | 0 | 2,756,635 | 19,492,814 | 81,921 | 102,219 | 2,426,904 | 25,464,502 |
| 1997 | 1,208,521 | 67,162 | 0 | 3,047,908 | 22,148,973 | 90,576 | 129,072 | 2,683,338 | 29,375,550 |
| 1998 | 1,216,671 | 77,807 | 0 | 2,726,511 | 22,070,376 | 91,188 | 129,942 | 2,820,148 | 29,132,643 |
| 1999 | 1,258,233 | 69,974 | 0 | 2,819,648 | 22,824,299 | 94,303 | 134,381 | 2,793,715 | 29,994,553 |
| 2000 | 1,278,056 | 70,943 | 0 | 3,223,279 | 21,220,235 | 95,788 | 136,498 | 2,837,730 | 28,862,529 |
| 2001 | 1,278,336 | 71,058 | 0 | 2,864,700 | 21,110,372 | 95,809 | 136,528 | 2,838,352 | 28,395,155 |
| 2002 | 1,393,975 | 72,121 | 0 | 3,272,056 | 21,060,431 | 97,237 | 138,564 | 2,711,156 | 28,745,540 |
| 2003 | 1,364,640 | 70,550 | 0 | 3,203,191 | 20,617,243 | 95,192 | 135,648 | 2,654,103 | 28,140,567 |
| 2004 | 1,494,892 | 77,810 | 0 | 3,508,929 | 22,585,122 | 104,277 | 148,595 | 2,897,005 | 30,816,630 |
| 2005 | 1,480,284 | 77,153 | 0 | 3,474,640 | 22,307,136 | 232,331 | 147,143 | 2,739,621 | 30,458,308 |
| 2006 | 1,541,884 | 80,380 | 0 | 3,619,232 | 23,235,418 | 242,000 | 153,266 | 2,587,428 | 31,459,608 |
| 2007 | 1,563,559 | 81,479 | 0 | 3,670,110 | 23,562,051 | 253,717 | 155,421 | 2,615,486 | 31,901,823 |
| 2008 | 1,599,401 | 83,191 | 0 | 3,754,239 | 24,102,160 | 259,533 | 158,984 | 2,675,439 | 32,632,947 |
| 2009 | 1,747,923 | 90,846 | 0 | 4,102,863 | 26,340,321 | 283,634 | 173,747 | 2,923,885 | 35,663,219 |
| 2010 | 1,917,507 | 113,466 | 0 | 5,126,760 | 32,304,300 | 354,417 | 217,107 | 3,386,937 | 43,420,494 |
| 2011 | 2,110,714 | 123,965 | 0 | 5,643,329 | 35,559,263 | 390,127 | 238,982 | 3,728,203 | 47,794,583 |
| 2012 | 2,203,684 | 129,358 | 0 | 5,891,899 | 37,125,531 | 407,312 | 249,508 | 3,892,417 | 49,899,709 |
| 2013 | 2,332,348 | 136,898 | 0 | 6,235,904 | 39,293,142 | 431,093 | 264,076 | 4,119,681 | 52,813,142 |
| 2014 | 2,125,733 | 129,639 | 0 | 5,917,760 | 37,288,481 | 409,099 | 250,603 | 3,845,708 | 49,967,023 |
| 2015 | 2,713,534 | 176,957 | 0 | 8,053,840 | 50,748,164 | 556,768 | 341,062 | 5,233,858 | 67,824,183 |
| 2016 | 3,243,443 | 211,761 | 0 | 9,626,626 | 60,658,473 | 665,496 | 407,666 | 6,255,949 | 81,069,414 |
| 2017 | 3,123,553 | 203,580 | 0 | 9,270,786 | 58,416,281 | 640,896 | 392,596 | 6,024,702 | 78,072,394 |
| 2018 | 3,150,486 | 205,003 | 0 | 9,350,725 | 58,919,991 | 646,423 | 395,981 | 6,076,651 | 78,745,260 |
| 2019 | 3,177,866 | 206,735 | 0 | 9,431,990 | 59,432,048 | 652,040 | 399,423 | 6,129,462 | 79,429,564 |
| **2020** | **3,374,271** | **240,881** | **0** | **10,983,721** | **69,209,686** | **759,313** | **465,136** | **7,137,868** | **92,170,876** |
| 2021 | 3,374,271 | 240,881 | 0 | 10,983,721 | 69,209,686 | 759,313 | 465,136 | 7,137,868 | 92,170,876 |
| 2022 | 3,374,271 | 240,881 | 0 | 10,983,721 | 69,209,686 | 759,313 | 465,136 | 7,137,868 | 92,170,876 |
| 2023 | 3,374,271 | 240,881 | 0 | 10,983,721 | 69,209,686 | 759,313 | 465,136 | 7,137,868 | 92,170,876 |
| 2024 | 3,374,271 | 240,881 | 0 | 10,983,721 | 69,209,686 | 759,313 | 465,136 | 7,137,868 | 92,170,876 |
| 2025 | 3,374,271 | 240,881 | 0 | 10,983,721 | 69,209,686 | 759,313 | 465,136 | 7,137,868 | 92,170,876 |
| 2026 | 3,374,271 | 240,881 | 0 | 10,983,721 | 69,209,686 | 759,313 | 465,136 | 7,137,868 | 92,170,876 |
| 2027 | 3,374,271 | 240,881 | 0 | 10,983,721 | 69,209,686 | 759,313 | 465,136 | 7,137,868 | 92,170,876 |
| 2028 | 3,374,271 | 240,881 | 0 | 10,983,721 | 69,209,686 | 759,313 | 465,136 | 7,137,868 | 92,170,876 |
| 2029 | 3,374,271 | 240,881 | 0 | 10,983,721 | 69,209,686 | 759,313 | 465,136 | 7,137,868 | 92,170,876 |
| 2030 | 3,374,271 | 240,881 | 0 | 10,983,721 | 69,209,686 | 759,313 | 465,136 | 7,137,868 | 92,170,876 |
| 2031 | 3,374,271 | 240,881 | 0 | 10,983,721 | 69,209,686 | 759,313 | 465,136 | 7,137,868 | 92,170,876 |
| 2032 | 3,374,271 | 240,881 | 0 | 10,983,721 | 69,209,686 | 759,313 | 465,136 | 7,137,868 | 92,170,876 |
| 2033 | 3,374,271 | 240,881 | 0 | 10,983,721 | 69,209,686 | 759,313 | 465,136 | 7,137,868 | 92,170,876 |
| 2034 | 3,374,271 | 240,881 | 0 | 10,983,721 | 69,209,686 | 759,313 | 465,136 | 7,137,868 | 92,170,876 |
| 2035 | 3,374,271 | 240,881 | 0 | 10,983,721 | 69,209,686 | 759,313 | 465,136 | 7,137,868 | 92,170,876 |
| **TOTAL** | **115,540,307** | **7,611,214** | **0** | **329,963,273** | **2,158,794,890** | **20,518,041** | **14,342,353** | **232,700,559** | **2,879,470,637** |

## TABLE B-21 Total Delta Water Charge for Each Contractor (in dollars)

Sheet 3 of 4

| Calendar Year | SOUTHERN CALIFORNIA AREA | | | | | | | | | |
|---|---|---|---|---|---|---|---|---|---|---|
| | AVEK | Coachella | Crestline | Desert | Littlerock | Mojave | Palmdale | San Bernardino | San Gabriel | San Gorgonio |
| | [20] | [21] | [22] | [23] | [24] | [25] | [26] | [27] | [28] | [29] |
| 1964 | 0 | 0 | 0 | 0 | 0 | 0 | 0 | 0 | 0 | 0 |
| 1965 | 0 | 0 | 0 | 0 | 0 | 0 | 0 | 0 | 0 | 0 |
| 1966 | 0 | 0 | 0 | 0 | 0 | 0 | 0 | 0 | 0 | 0 |
| 1967 | 0 | 0 | 0 | 0 | 0 | 0 | 0 | 0 | 0 | 0 |
| 1968 | 0 | 0 | 0 | 0 | 0 | 0 | 0 | 0 | 0 | 0 |
| 1969 | 0 | 0 | 0 | 0 | 0 | 0 | 0 | 0 | 0 | 0 |
| 1970 | 0 | 0 | 0 | 0 | 0 | 0 | 0 | 0 | 0 | 0 |
| 1971 | 0 | 0 | 0 | 0 | 0 | 0 | 0 | 0 | 0 | 0 |
| 1972 | 160,756 | 41,797 | 4,662 | 64,303 | 1,367 | 67,518 | 13,021 | 369,739 | 85,202 | 0 |
| 1973 | 222,207 | 51,552 | 7,279 | 79,994 | 2,577 | 95,104 | 26,131 | 54,908 | 14,338 | 0 |
| 1974 | 279,090 | 59,539 | 10,791 | 93,030 | 3,721 | 121,869 | 39,631 | 465,150 | 114,427 | 0 |
| 1975 | 319,822 | 63,964 | 13,250 | 100,515 | 4,752 | 140,722 | 50,989 | 479,733 | 119,705 | 0 |
| 1976 | 431,018 | 74,449 | 17,045 | 117,550 | 6,269 | 174,366 | 67,591 | 538,772 | 137,142 | 0 |
| 1977 | 469,922 | 79,144 | 19,079 | 122,180 | 6,861 | 189,848 | 77,255 | 540,410 | 139,097 | 0 |
| 1978 | 600,180 | 97,313 | 24,428 | 147,413 | 9,687 | 236,913 | 98,345 | 631,768 | 165,313 | 0 |
| 1979 | 720,173 | 115,033 | 29,836 | 171,470 | 11,889 | 284,640 | 117,285 | 714,457 | 189,760 | 0 |
| 1980 | 857,818 | 134,920 | 35,949 | 210,736 | 14,256 | 337,177 | 138,590 | 811,952 | 215,694 | 84,294 |
| 1981 | 1,355,100 | 218,713 | 57,637 | 343,292 | 22,946 | 534,813 | 211,396 | 1,237,658 | 330,644 | 140,930 |
| 1982 | 1,551,434 | 254,298 | 66,408 | 400,739 | 26,335 | 313,057 | 235,100 | 1,341,923 | 364,482 | 167,929 |
| 1983 | 1,110,994 | 184,283 | 47,759 | 291,367 | 19,002 | 434,517 | 163,925 | 943,775 | 252,096 | 124,148 |
| 1984 | 450,405 | 202,914 | 52,247 | 321,718 | 20,719 | 472,282 | 174,500 | 1,003,760 | 266,383 | 138,982 |
| 1985 | 565,881 | 240,344 | 61,540 | 381,970 | 24,474 | 551,734 | 200,605 | 1,152,983 | 308,405 | 166,935 |
| 1986 | 635,066 | 275,347 | 70,160 | 438,498 | 27,822 | 625,994 | 223,785 | 1,285,253 | 350,799 | 195,056 |
| 1987 | 652,450 | 288,131 | 73,104 | 467,095 | 29,064 | 648,002 | 228,654 | 1,319,729 | 364,779 | 207,598 |
| 1988 | 711,641 | 319,496 | 80,756 | 525,996 | 32,024 | 711,641 | 248,146 | 1,438,752 | 402,232 | 233,604 |
| 1989 | 2,083,593 | 362,565 | 91,333 | 605,021 | 36,301 | 803,932 | 276,155 | 1,607,864 | 454,180 | 268,530 |
| 1990 | 2,207,667 | 386,049 | 96,930 | 636,731 | 38,438 | 848,974 | 289,119 | 1,696,277 | 481,308 | 289,119 |
| 1991 | 2,454,678 | 409,704 | 102,869 | 675,746 | 40,793 | 900,994 | 306,835 | 1,819,725 | 510,800 | 306,835 |
| 1992 | 2,804,695 | 468,125 | 117,538 | 772,102 | 46,610 | 1,029,469 | 350,587 | 2,079,203 | 583,636 | 350,587 |
| 1993 | 2,811,318 | 469,230 | 117,815 | 773,925 | 46,720 | 1,031,900 | 351,415 | 2,084,113 | 585,014 | 351,415 |
| 1994 | 2,694,116 | 449,668 | 112,905 | 741,661 | 44,772 | 988,880 | 336,766 | 1,997,227 | 560,625 | 336,766 |
| 1995 | 2,883,156 | 481,220 | 120,826 | 793,702 | 47,914 | 1,058,269 | 360,394 | 2,137,369 | 599,963 | 360,394 |
| 1996 | 2,834,460 | 473,093 | 118,785 | 780,296 | 47,104 | 1,040,394 | 354,307 | 2,101,269 | 589,830 | 0 |
| 1997 | 3,133,957 | 523,081 | 131,336 | 862,744 | 52,082 | 1,150,325 | 391,745 | 2,323,295 | 652,153 | 0 |
| 1998 | 3,155,093 | 526,609 | 132,222 | 868,562 | 52,433 | 1,728,006 | 394,387 | 2,338,963 | 656,551 | 0 |
| 1999 | 3,262,870 | 544,598 | 136,739 | 898,233 | 54,224 | 1,787,034 | 407,859 | 2,418,863 | 678,979 | 47,152 |
| 2000 | 3,314,278 | 553,178 | 138,893 | 912,384 | 55,078 | 1,815,190 | 510,073 | 2,456,972 | 689,676 | 71,841 |
| 2001 | 3,315,004 | 553,299 | 138,924 | 912,584 | 55,090 | 1,815,587 | 510,185 | 2,457,510 | 689,827 | 95,809 |
| 2002 | 3,437,351 | 561,548 | 140,995 | 926,188 | 55,912 | 1,842,654 | 517,791 | 2,494,146 | 700,112 | 97,237 |
| 2003 | 3,365,016 | 549,731 | 138,028 | 906,698 | 54,735 | 1,803,877 | 506,894 | 2,441,659 | 685,379 | 118,989 |
| 2004 | 3,686,201 | 602,201 | 151,202 | 993,241 | 59,960 | 1,976,053 | 555,277 | 2,674,711 | 750,797 | 156,416 |
| 2005 | 3,650,179 | 596,316 | 149,725 | 983,535 | 59,374 | 1,956,744 | 549,850 | 2,648,574 | 743,459 | 167,795 |
| 2006 | 3,802,076 | 3,256,234 | 155,955 | 1,344,440 | 61,844 | 2,038,171 | 572,732 | 2,758,791 | 774,397 | 188,222 |
| 2007 | 3,855,524 | 3,302,008 | 158,148 | 1,363,339 | 62,714 | 2,066,822 | 580,783 | 2,797,573 | 785,284 | 204,501 |
| 2008 | 3,943,904 | 3,377,700 | 161,772 | 1,394,591 | 64,151 | 2,114,200 | 594,096 | 2,861,701 | 803,284 | 482,528 |
| 2009 | 4,310,140 | 3,691,358 | 176,795 | 1,524,095 | 70,109 | 2,310,528 | 649,264 | 3,127,443 | 877,878 | 527,337 |
| 2010 | 5,385,764 | 5,269,593 | 220,916 | 2,123,453 | 87,605 | 3,153,757 | 811,293 | 3,907,916 | 1,096,959 | 658,937 |
| 2011 | 5,928,431 | 5,800,554 | 243,174 | 2,337,412 | 96,432 | 3,471,528 | 893,038 | 4,301,676 | 1,207,488 | 725,331 |
| 2012 | 6,189,558 | 6,056,050 | 253,886 | 2,440,367 | 100,679 | 3,624,437 | 932,373 | 4,491,150 | 1,260,674 | 757,280 |
| 2013 | 6,550,942 | 6,409,638 | 268,709 | 2,582,850 | 106,557 | 3,836,054 | 986,811 | 4,753,371 | 1,334,279 | 801,494 |
| 2014 | 6,368,143 | 6,082,630 | 255,000 | 2,451,078 | 101,120 | 3,640,346 | 936,466 | 4,510,863 | 1,266,208 | 760,603 |
| 2015 | 8,666,793 | 8,278,222 | 347,045 | 3,335,822 | 137,621 | 5,133,874 | 1,274,493 | 6,139,108 | 1,723,258 | 1,035,151 |
| 2016 | 10,359,280 | 9,894,827 | 414,817 | 3,987,255 | 164,497 | 6,136,437 | 1,523,381 | 7,337,978 | 2,059,784 | 1,237,301 |
| 2017 | 9,976,357 | 9,529,073 | 399,484 | 3,839,869 | 158,416 | 5,909,610 | 1,467,071 | 7,066,735 | 1,983,645 | 1,191,565 |
| 2018 | 10,062,381 | 9,611,239 | 402,928 | 3,872,979 | 159,782 | 5,960,566 | 1,479,721 | 7,127,671 | 2,000,749 | 1,201,839 |
| 2019 | 10,149,831 | 9,694,768 | 406,431 | 3,906,638 | 161,170 | 6,012,368 | 1,492,581 | 7,189,615 | 2,018,138 | 1,212,284 |
| **2020** | **11,819,659** | **11,289,731** | **473,296** | **4,549,349** | **187,686** | **7,327,921** | **1,738,137** | **8,372,436** | **2,350,157** | **1,411,727** |
| 2021 | 11,819,659 | 11,289,731 | 473,296 | 4,549,349 | 187,686 | 7,327,921 | 1,738,137 | 8,372,436 | 2,350,157 | 1,411,727 |
| 2022 | 11,819,659 | 11,289,731 | 473,296 | 4,549,349 | 187,686 | 7,327,921 | 1,738,137 | 8,372,436 | 2,350,157 | 1,411,727 |
| 2023 | 11,819,659 | 11,289,731 | 473,296 | 4,549,349 | 187,686 | 7,327,921 | 1,738,137 | 8,372,436 | 2,350,157 | 1,411,727 |
| 2024 | 11,819,659 | 11,289,731 | 473,296 | 4,549,349 | 187,686 | 7,327,921 | 1,738,137 | 8,372,436 | 2,350,157 | 1,411,727 |
| 2025 | 11,819,659 | 11,289,731 | 473,296 | 4,549,349 | 187,686 | 7,327,921 | 1,738,137 | 8,372,436 | 2,350,157 | 1,411,727 |
| 2026 | 11,819,659 | 11,289,731 | 473,296 | 4,549,349 | 187,686 | 7,327,921 | 1,738,137 | 8,372,436 | 2,350,157 | 1,411,727 |
| 2027 | 11,819,659 | 11,289,731 | 473,296 | 4,549,349 | 187,686 | 7,327,921 | 1,738,137 | 8,372,436 | 2,350,157 | 1,411,727 |
| 2028 | 11,819,659 | 11,289,731 | 473,296 | 4,549,349 | 187,686 | 7,327,921 | 1,738,137 | 8,372,436 | 2,350,157 | 1,411,727 |
| 2029 | 11,819,659 | 11,289,731 | 473,296 | 4,549,349 | 187,686 | 7,327,921 | 1,738,137 | 8,372,436 | 2,350,157 | 1,411,727 |
| 2030 | 11,819,659 | 11,289,731 | 473,296 | 4,549,349 | 187,686 | 7,327,921 | 1,738,137 | 8,372,436 | 2,350,157 | 1,411,727 |
| 2031 | 11,819,659 | 11,289,731 | 473,296 | 4,549,349 | 187,686 | 7,327,921 | 1,738,137 | 8,372,436 | 2,350,157 | 1,411,727 |
| 2032 | 11,819,659 | 11,289,731 | 473,296 | 4,549,349 | 187,686 | 7,327,921 | 1,738,137 | 8,372,436 | 2,350,157 | 1,411,727 |
| 2033 | 11,819,659 | 11,289,731 | 473,296 | 4,549,349 | 187,686 | 7,327,921 | 1,738,137 | 8,372,436 | 2,350,157 | 1,411,727 |
| 2034 | 11,819,659 | 11,289,731 | 473,296 | 4,549,349 | 187,686 | 7,327,921 | 1,738,137 | 8,372,436 | 2,350,157 | 1,411,727 |
| 2035 | 11,819,659 | 11,289,731 | 473,296 | 4,549,349 | 187,686 | 7,327,921 | 1,738,137 | 8,372,436 | 2,350,157 | 1,411,727 |
| **TOTAL** | **346,851,257** | **282,101,042** | **14,246,791** | **127,614,991** | **5,646,978** | **202,173,913** | **51,288,883** | **254,439,029** | **71,227,324** | **38,050,366** |

## TABLE B-21 Total Delta Water Charge for Each Contractor (in dollars)

Sheet 4 of 4

| Calendar Year | SOUTHERN CALIFORNIA AREA (continued) | | | | FEATHER RIVER AREA | | | | South Bay Area Future Contractor | Grand Total |
|---|---|---|---|---|---|---|---|---|---|---|
| | Santa Clarita[a] | Metropolitan | Ventura | Total | Yuba City | Butte | Plumas | Total | | |
| | [30] | [31] | [32] | [33] | [34] | [35] | [36] | [37] | [38] | [39] |
| 1964 | 0 | 0 | 0 | 0 | 0 | 0 | 0 | 0 | 0 | 0 |
| 1965 | 0 | 0 | 0 | 0 | 0 | 0 | 0 | 0 | 0 | 0 |
| 1966 | 0 | 0 | 0 | 0 | 0 | 0 | 0 | 0 | 0 | 0 |
| 1967 | 0 | 0 | 0 | 0 | 0 | 0 | 0 | 0 | 0 | 241,150 |
| 1968 | 13,060 | 0 | 0 | 13,060 | 0 | 1,050 | 875 | 1,925 | 0 | 583,631 |
| 1969 | 17,804 | 0 | 0 | 17,804 | 0 | 1,225 | 929 | 2,154 | 0 | 827,578 |
| 1970 | 37,905 | 0 | 0 | 37,905 | 0 | 3,848 | 1,995 | 5,843 | 0 | 2,160,886 |
| 1971 | 48,508 | 0 | 0 | 48,508 | 0 | 4,546 | 3,186 | 7,732 | 0 | 2,696,792 |
| 1972 | 74,751 | 2,043,211 | 0 | 2,926,327 | 0 | 4,929 | 3,778 | 8,707 | 0 | 7,206,052 |
| 1973 | 107,163 | 2,317,893 | 0 | 2,979,146 | 0 | 7,059 | 4,444 | 11,503 | 0 | 7,456,998 |
| 1974 | 143,266 | 4,231,933 | 0 | 5,562,447 | 0 | 8,336 | 4,931 | 13,267 | 0 | 10,683,514 |
| 1975 | 166,307 | 5,073,286 | 0 | 6,533,045 | 0 | 9,416 | 5,117 | 14,533 | 0 | 12,440,851 |
| 1976 | 207,673 | 6,422,167 | 0 | 8,194,042 | 0 | 7,004 | 5,780 | 12,784 | 0 | 15,299,760 |
| 1977 | 226,502 | 7,104,278 | 0 | 8,974,576 | 0 | 16,917 | 5,827 | 22,744 | 0 | 15,869,924 |
| 1978 | 274,819 | 9,016,389 | 0 | 11,302,568 | 0 | 12,635 | 6,844 | 19,479 | 0 | 19,425,531 |
| 1979 | 320,077 | 10,935,192 | 0 | 13,609,812 | 0 | 16,575 | 7,773 | 24,348 | 0 | 23,095,855 |
| 1980 | 376,845 | 13,102,796 | 12,396 | 16,333,423 | 0 | 19,834 | 8,801 | 28,635 | 0 | 27,557,096 |
| 1981 | 592,631 | 20,910,099 | 36,136 | 25,991,995 | 0 | 21,682 | 13,370 | 35,052 | 0 | 43,335,911 |
| 1982 | 664,082 | 23,998,560 | 57,248 | 29,441,595 | 0 | 16,117 | 14,694 | 30,811 | 0 | 49,027,703 |
| 1983 | 472,521 | 17,203,307 | 50,672 | 21,298,366 | 0 | 15,202 | 10,134 | 25,336 | 0 | 34,186,736 |
| 1984 | 509,602 | 18,766,458 | 64,344 | 22,444,314 | 20,590 | 15,442 | 10,681 | 46,713 | 0 | 37,051,405 |
| 1985 | 591,346 | 22,050,974 | 84,882 | 26,382,073 | 24,050 | 16,976 | 12,166 | 53,192 | 0 | 43,235,458 |
| 1986 | 659,259 | 25,089,658 | 120,965 | 29,997,662 | 31,753 | 18,145 | 13,457 | 63,355 | 0 | 49,817,447 |
| 1987 | 676,176 | 26,095,043 | 148,284 | 31,198,109 | 37,071 | 17,794 | 13,642 | 68,507 | 0 | 51,663,899 |
| 1988 | 742,582 | 28,781,238 | 201,116 | 34,429,224 | 46,722 | 18,565 | 14,852 | 80,139 | 0 | 57,062,086 |
| 1989 | 830,453 | 32,505,376 | 265,215 | 40,190,518 | 61,184 | 19,891 | 16,576 | 97,651 | 0 | 65,617,116 |
| 1990 | 869,029 | 33,616,369 | 334,242 | 41,790,252 | 63,506 | 20,055 | 17,381 | 100,942 | 0 | 68,658,631 |
| 1991 | 961,298 | 35,676,185 | 354,722 | 44,521,184 | 170,267 | 21,283 | 19,155 | 210,705 | 0 | 73,265,317 |
| 1992 | 1,098,371 | 40,763,329 | 405,303 | 50,869,555 | 194,545 | 24,318 | 22,697 | 241,560 | 0 | 83,873,685 |
| 1993 | 1,100,964 | 40,859,579 | 406,260 | 50,989,668 | 195,005 | 24,376 | 23,563 | 242,944 | 0 | 84,237,281 |
| 1994 | 1,055,065 | 39,156,173 | 389,323 | 48,863,947 | 186,875 | 23,360 | 23,360 | 233,595 | 0 | 80,866,329 |
| 1995 | 1,129,097 | 41,903,674 | 416,641 | 52,292,619 | 199,987 | 24,999 | 26,040 | 251,026 | 0 | 86,725,209 |
| 1996 | 1,110,027 | 41,195,923 | 409,604 | 51,055,092 | 196,610 | 24,576 | 26,624 | 247,810 | 0 | 83,007,946 |
| 1997 | 1,227,316 | 45,548,810 | 447,746 | 56,444,590 | 214,918 | 27,173 | 30,223 | 272,314 | 0 | 93,062,361 |
| 1998 | 1,235,593 | 45,855,992 | 450,529 | 57,394,940 | 107,459 | 27,356 | 31,537 | 166,352 | 0 | 93,159,618 |
| 1999 | 1,277,800 | 47,422,430 | 466,491 | 59,403,272 | 226,327 | 28,291 | 33,820 | 288,438 | 0 | 96,994,387 |
| 2000 | 2,279,763 | 48,169,576 | 478,942 | 61,445,844 | 229,892 | 69,207 | 35,708 | 334,807 | 0 | 98,699,723 |
| 2001 | 2,280,263 | 48,180,135 | 479,047 | 61,483,264 | 229,942 | 83,833 | 37,187 | 350,962 | 0 | 98,781,493 |
| 2002 | 2,314,256 | 48,898,394 | 486,188 | 62,472,772 | 233,371 | 85,083 | 39,185 | 357,639 | 0 | 100,275,854 |
| 2003 | 2,265,555 | 47,869,376 | 475,957 | 61,181,894 | 228,460 | 83,293 | 39,743 | 351,496 | 0 | 98,210,650 |
| 2004 | 2,481,798 | 52,438,419 | 521,386 | 67,047,662 | 250,266 | 92,048 | 0 | 342,314 | 0 | 107,579,616 |
| 2005 | 2,457,547 | 51,925,988 | 516,291 | 66,405,377 | 247,820 | 717,290 | 0 | 965,110 | 0 | 107,188,794 |
| 2006 | 2,559,814 | 51,397,939 | 537,776 | 69,448,391 | 258,133 | 32,606 | 8,699 | 299,438 | 0 | 110,967,023 |
| 2007 | 2,595,798 | 52,120,469 | 545,336 | 70,438,299 | 268,738 | 33,950 | 19,600 | 322,288 | 0 | 112,569,420 |
| 2008 | 2,655,301 | 53,315,217 | 557,837 | 72,326,282 | 274,736 | 794,785 | 56,138 | 1,125,659 | 0 | 116,229,451 |
| 2009 | 2,901,877 | 58,266,144 | 609,638 | 79,042,606 | 292,626 | 844,842 | 63,417 | 1,200,885 | 0 | 127,004,742 |
| 2010 | 3,626,059 | 72,806,845 | 761,778 | 99,910,875 | 365,653 | 1,054,033 | 81,825 | 1,501,511 | 0 | 158,911,895 |
| 2011 | 3,991,418 | 80,142,822 | 838,533 | 109,977,837 | 414,001 | 1,185,940 | 92,561 | 1,692,502 | 0 | 174,964,623 |
| 2012 | 4,167,227 | 83,672,846 | 875,468 | 114,821,995 | 424,826 | 1,216,951 | 100,037 | 1,741,814 | 0 | 182,648,119 |
| 2013 | 4,410,535 | 88,558,170 | 926,583 | 121,525,993 | 444,760 | 1,274,052 | 109,975 | 1,828,787 | 0 | 193,299,795 |
| 2014 | 4,185,518 | 84,040,101 | 879,310 | 115,477,386 | 431,273 | 1,235,416 | 108,033 | 1,774,722 | 0 | 183,479,164 |
| 2015 | 5,696,327 | 114,375,290 | 1,196,707 | 157,339,711 | 574,420 | 1,645,472 | 153,363 | 2,373,255 | 0 | 249,669,412 |
| 2016 | 6,808,728 | 136,710,965 | 1,430,405 | 188,065,655 | 686,595 | 1,966,807 | 190,584 | 2,843,986 | 0 | 298,433,393 |
| 2017 | 6,557,049 | 131,657,554 | 1,377,531 | 181,113,959 | 703,970 | 2,016,581 | 183,222 | 2,903,773 | 0 | 287,566,604 |
| 2018 | 6,613,589 | 132,792,806 | 1,389,410 | 182,675,660 | 671,729 | 1,924,226 | 184,502 | 2,780,457 | 0 | 289,897,532 |
| 2019 | 6,671,066 | 133,946,873 | 1,401,484 | 184,263,247 | 687,783 | 1,970,211 | 186,062 | 2,844,056 | 0 | 292,456,341 |
| **2020** | **7,768,576** | **155,983,533** | **1,632,054** | **214,904,262** | **783,386** | **2,244,074** | **216,793** | **3,244,253** | **0** | **340,503,080** |
| 2021 | 7,768,576 | 155,983,533 | 1,632,054 | 214,904,262 | 783,386 | 2,244,074 | 216,793 | 3,244,253 | 0 | 340,503,080 |
| 2022 | 7,768,576 | 155,983,533 | 1,632,054 | 214,904,262 | 783,386 | 2,244,074 | 216,793 | 3,244,253 | 0 | 340,503,080 |
| 2023 | 7,768,576 | 155,983,533 | 1,632,054 | 214,904,262 | 783,386 | 2,244,074 | 216,793 | 3,244,253 | 0 | 340,503,080 |
| 2024 | 7,768,576 | 155,983,533 | 1,632,054 | 214,904,262 | 783,386 | 2,244,074 | 216,793 | 3,244,253 | 0 | 340,503,080 |
| 2025 | 7,768,576 | 155,983,533 | 1,632,054 | 214,904,262 | 783,386 | 2,244,074 | 216,793 | 3,244,253 | 0 | 340,503,080 |
| 2026 | 7,768,576 | 155,983,533 | 1,632,054 | 214,904,262 | 783,386 | 2,244,074 | 216,793 | 3,244,253 | 0 | 340,503,080 |
| 2027 | 7,768,576 | 155,983,533 | 1,632,054 | 214,904,262 | 783,386 | 2,244,074 | 216,793 | 3,244,253 | 0 | 340,503,080 |
| 2028 | 7,768,576 | 155,983,533 | 1,632,054 | 214,904,262 | 783,386 | 2,244,074 | 216,793 | 3,244,253 | 0 | 340,503,080 |
| 2029 | 7,768,576 | 155,983,533 | 1,632,054 | 214,904,262 | 783,386 | 2,244,074 | 216,793 | 3,244,253 | 0 | 340,503,080 |
| 2030 | 7,768,576 | 155,983,533 | 1,632,054 | 214,904,262 | 783,386 | 2,244,074 | 216,793 | 3,244,253 | 0 | 340,503,080 |
| 2031 | 7,768,576 | 155,983,533 | 1,632,054 | 214,904,262 | 783,386 | 2,244,074 | 216,793 | 3,244,253 | 0 | 340,503,080 |
| 2032 | 7,768,576 | 155,983,533 | 1,632,054 | 214,904,262 | 783,386 | 2,244,074 | 216,793 | 3,244,253 | 0 | 340,503,080 |
| 2033 | 7,768,576 | 155,983,533 | 1,632,054 | 214,904,262 | 783,386 | 2,244,074 | 216,793 | 3,244,253 | 0 | 340,503,080 |
| 2034 | 7,768,576 | 155,983,533 | 1,632,054 | 214,904,262 | 783,386 | 2,244,074 | 216,793 | 3,244,253 | 0 | 340,503,080 |
| 2035 | 7,768,576 | 155,983,533 | 1,632,054 | 214,904,262 | 783,386 | 2,244,074 | 216,793 | 3,244,253 | 0 | 340,503,080 |
| **TOTAL** | **220,634,596** | **4,754,668,779** | **47,520,590** | **6,416,464,539** | **22,430,039** | **54,750,785** | **5,592,781** | **82,773,605** | **0** | **10,257,277,067** |

[a] Castaic Lake Water Agency's SWP Water Supply Contract was transferred to Santa Clarita Valley Water Agency effective November 2, 2018.

## TABLE B-22 Water System Revenue Bond Surcharge for Each Contractor[a] (in dollars)

Sheet 1 of 4

| Calendar Year | NORTH BAY AREA | | | SOUTH BAY AREA | | | | CENTRAL COASTAL AREA | | |
|---|---|---|---|---|---|---|---|---|---|---|
| | Napa | Solano | Total | Alameda-Zone 7 | Alameda County | Santa Clara | Total | San Luis Obispo | Santa Barbara | Total |
| | [1] | [2] | [3] | [4] | [5] | [6] | [7] | [8] | [9] | [10] |
| 1971 | 0 | 0 | 0 | 0 | 0 | 0 | 0 | 0 | 0 | 0 |
| 1972 | 0 | 0 | 0 | 0 | 0 | 0 | 0 | 0 | 0 | 0 |
| 1973 | 0 | 0 | 0 | 0 | 0 | 0 | 0 | 0 | 0 | 0 |
| 1974 | 0 | 0 | 0 | 0 | 0 | 0 | 0 | 0 | 0 | 0 |
| 1975 | 0 | 0 | 0 | 0 | 0 | 0 | 0 | 0 | 0 | 0 |
| 1976 | 0 | 0 | 0 | 0 | 0 | 0 | 0 | 0 | 0 | 0 |
| 1977 | 0 | 0 | 0 | 0 | 0 | 0 | 0 | 0 | 0 | 0 |
| 1978 | 0 | 0 | 0 | 0 | 0 | 0 | 0 | 0 | 0 | 0 |
| 1979 | 0 | 0 | 0 | 0 | 0 | 0 | 0 | 0 | 0 | 0 |
| 1980 | 0 | 0 | 0 | 0 | 0 | 0 | 0 | 0 | 0 | 0 |
| 1981 | 0 | 0 | 0 | 0 | 0 | 0 | 0 | 0 | 0 | 0 |
| 1982 | 0 | 0 | 0 | 0 | 0 | 0 | 0 | 0 | 0 | 0 |
| 1983 | 0 | 0 | 0 | 0 | 0 | 0 | 0 | 0 | 0 | 0 |
| 1984 | 0 | 0 | 0 | 0 | 0 | 0 | 0 | 0 | 0 | 0 |
| 1985 | 0 | 0 | 0 | 0 | 0 | 0 | 0 | 0 | 0 | 0 |
| 1986 | 0 | 0 | 0 | 0 | 0 | 0 | 0 | 0 | 0 | 0 |
| 1987 | 0 | 0 | 0 | 0 | 0 | 0 | 0 | 0 | 0 | 0 |
| 1988 | 29,131 | 40,505 | 69,636 | 25,436 | 30,176 | 100,035 | 155,647 | 13,126 | 24,392 | 37,518 |
| 1989 | 48,804 | 69,621 | 118,425 | 43,343 | 51,681 | 170,303 | 265,327 | 26,828 | 49,634 | 76,462 |
| 1990 | 41,166 | 60,482 | 101,648 | 38,407 | 51,185 | 149,440 | 239,032 | 27,956 | 51,795 | 79,751 |
| 1991 | 63,389 | 92,401 | 155,790 | 62,470 | 81,991 | 235,712 | 380,173 | 44,887 | 83,709 | 128,596 |
| 1992 | 84,320 | 126,227 | 210,547 | 89,247 | 115,208 | 325,629 | 530,084 | 61,137 | 113,925 | 175,062 |
| 1993 | 90,152 | 137,473 | 227,625 | 98,432 | 125,174 | 347,457 | 571,063 | 67,725 | 126,662 | 194,387 |
| 1994 | 91,785 | 141,222 | 233,007 | 102,021 | 126,216 | 352,415 | 580,652 | 81,420 | 159,156 | 240,576 |
| 1995 | 108,311 | 181,787 | 290,098 | 126,001 | 149,377 | 416,956 | 692,334 | 131,675 | 270,726 | 402,401 |
| 1996 | 132,305 | 232,343 | 364,648 | 158,514 | 180,787 | 505,042 | 844,343 | 242,654 | 534,449 | 777,103 |
| 1997 | 135,556 | 237,492 | 373,048 | 171,263 | 187,162 | 522,127 | 880,552 | 141,810 | 846,617 | 988,427 |
| 1998 | 130,346 | 228,366 | 358,712 | 164,682 | 179,971 | 502,065 | 846,718 | 136,361 | 814,087 | 950,448 |
| 1999 | 182,507 | 316,416 | 498,923 | 227,072 | 248,031 | 691,830 | 1,166,933 | 188,835 | 1,124,110 | 1,312,945 |
| 2000 | 238,571 | 364,418 | 602,989 | 260,766 | 284,875 | 794,730 | 1,340,371 | 218,359 | 1,364,019 | 1,582,378 |
| 2001 | 234,773 | 358,616 | 593,389 | 561,965 | 280,341 | 782,078 | 1,624,384 | 214,883 | 1,342,304 | 1,557,187 |
| 2002 | 257,520 | 391,851 | 649,371 | 610,230 | 288,977 | 806,174 | 1,705,381 | 221,503 | 1,383,661 | 1,605,164 |
| 2003 | 268,151 | 408,027 | 676,178 | 635,422 | 300,907 | 839,455 | 1,775,784 | 230,647 | 1,440,782 | 1,671,429 |
| 2004 | 268,425 | 408,444 | 676,869 | 636,070 | 301,214 | 840,312 | 1,777,596 | 230,883 | 1,442,252 | 1,673,135 |
| 2005 | 253,413 | 385,602 | 639,015 | 610,756 | 284,369 | 793,318 | 1,688,443 | 217,970 | 1,361,594 | 1,579,564 |
| 2006 | 274,219 | 417,261 | 691,480 | 660,900 | 307,716 | 858,451 | 1,827,067 | 235,866 | 1,473,385 | 1,709,251 |
| 2007 | 177,891 | 270,066 | 447,957 | 441,730 | 197,505 | 550,975 | 1,190,210 | 152,478 | 975,872 | 1,128,350 |
| 2008 | 254,590 | 386,862 | 641,452 | 773,686 | 288,283 | 803,089 | 1,865,058 | 223,659 | 1,369,892 | 1,593,551 |
| 2009 | 285,324 | 434,158 | 719,482 | 687,665 | 320,178 | 893,215 | 1,901,058 | 245,418 | 1,533,052 | 1,778,470 |
| 2010 | 273,015 | 415,428 | 688,443 | 657,998 | 306,365 | 854,681 | 1,819,044 | 234,831 | 1,466,914 | 1,701,745 |
| 2011 | 294,866 | 448,677 | 743,543 | 710,662 | 330,884 | 923,085 | 1,964,631 | 253,625 | 1,584,318 | 1,837,943 |
| 2012 | 383,092 | 455,983 | 839,075 | 753,264 | 330,355 | 933,048 | 2,016,667 | 229,311 | 1,456,050 | 1,685,361 |
| 2013 | 416,223 | 495,679 | 911,902 | 820,192 | 360,039 | 1,013,496 | 2,193,727 | 249,613 | 1,583,700 | 1,833,313 |
| 2014 | 454,438 | 541,511 | 995,949 | 894,353 | 392,064 | 1,103,675 | 2,390,092 | 271,760 | 1,722,805 | 1,994,565 |
| 2015 | 436,482 | 520,709 | 957,191 | 854,027 | 375,378 | 1,053,325 | 2,282,730 | 260,767 | 1,649,215 | 1,909,982 |
| 2016 | 435,356 | 520,887 | 956,243 | 851,748 | 374,332 | 1,047,728 | 2,273,808 | 260,376 | 1,644,453 | 1,904,829 |
| 2017 | 401,057 | 480,649 | 881,706 | 843,557 | 345,672 | 966,381 | 2,155,610 | 240,390 | 1,517,572 | 1,757,962 |
| 2018 | 776,986 | 934,577 | 1,711,563 | 1,522,713 | 669,079 | 1,869,953 | 4,061,745 | 465,832 | 2,954,217 | 3,420,049 |
| 2019 | 1,037,357 | 1,250,754 | 2,288,111 | 2,037,780 | 897,587 | 2,508,924 | 5,444,291 | 622,710 | 3,934,711 | 4,557,421 |
| **2020** | **763,852** | **921,954** | **1,685,806** | **1,456,947** | **658,951** | **1,839,575** | **3,955,473** | **459,788** | **2,909,838** | **3,369,626** |
| 2021 | 792,275 | 956,260 | 1,748,535 | 1,511,161 | 683,471 | 1,908,027 | 4,102,659 | 476,897 | 3,018,115 | 3,495,012 |
| 2022 | 779,591 | 940,951 | 1,720,542 | 1,486,968 | 672,529 | 1,877,480 | 4,036,977 | 469,262 | 2,969,796 | 3,439,058 |
| 2023 | 792,280 | 956,266 | 1,748,546 | 1,511,169 | 683,475 | 1,908,037 | 4,102,681 | 476,900 | 3,018,131 | 3,495,031 |
| 2024 | 774,991 | 935,398 | 1,710,389 | 1,478,192 | 668,560 | 1,866,400 | 4,013,152 | 466,493 | 2,952,269 | 3,418,762 |
| 2025 | 741,921 | 895,483 | 1,637,404 | 1,415,116 | 640,032 | 1,786,758 | 3,841,906 | 446,587 | 2,826,293 | 3,272,880 |
| 2026 | 709,677 | 856,566 | 1,566,243 | 1,353,615 | 612,216 | 1,709,106 | 3,674,937 | 427,178 | 2,703,462 | 3,130,640 |
| 2027 | 743,810 | 897,764 | 1,641,574 | 1,418,720 | 641,662 | 1,791,308 | 3,851,690 | 447,724 | 2,833,490 | 3,281,214 |
| 2028 | 656,473 | 792,349 | 1,448,822 | 1,252,135 | 566,318 | 1,580,975 | 3,399,428 | 395,153 | 2,500,785 | 2,895,938 |
| 2029 | 678,560 | 819,009 | 1,497,569 | 1,294,265 | 585,373 | 1,634,169 | 3,513,807 | 408,448 | 2,584,926 | 2,993,374 |
| 2030 | 538,132 | 649,514 | 1,187,646 | 1,026,415 | 464,229 | 1,295,976 | 2,786,620 | 323,919 | 2,049,973 | 2,373,892 |
| 2031 | 537,564 | 648,829 | 1,186,393 | 1,025,332 | 463,739 | 1,294,608 | 2,783,679 | 323,578 | 2,047,809 | 2,371,387 |
| 2032 | 538,098 | 649,474 | 1,187,572 | 1,026,351 | 464,200 | 1,295,895 | 2,786,446 | 323,899 | 2,049,845 | 2,373,744 |
| 2033 | 537,470 | 648,715 | 1,186,185 | 1,025,152 | 463,658 | 1,294,381 | 2,783,191 | 323,521 | 2,047,451 | 2,370,972 |
| 2034 | 537,411 | 648,644 | 1,186,055 | 1,025,041 | 463,607 | 1,294,240 | 2,782,888 | 323,486 | 2,047,228 | 2,370,714 |
| 2035 | 536,711 | 647,799 | 1,184,510 | 1,023,705 | 463,003 | 1,292,553 | 2,779,261 | 323,064 | 2,044,559 | 2,367,623 |
| **TOTAL** | **19,218,337** | **24,619,469** | **43,837,806** | **37,462,656** | **17,958,102** | **50,224,592** | **105,645,350** | **12,861,192** | **78,004,000** | **90,865,192** |

[a] 1988 through 2018 charges are debt service only and do not include bond cover; 2019 charges and after include bond cover.

## TABLE B-22 Water System Revenue Bond Surcharge for Each Contractor[a] (in dollars)



| | SAN JOAQUIN VALLEY AREA | | | | | | | | |
|---|---|---|---|---|---|---|---|---|---|
| | | | | Kern | | | | | |
| Calendar Year | Dudley Ridge | Empire | Future Contractor San Joaquin Valley | Municipal and Industrial | Agricultural | Kings | Oak Flat | Tulare | Total |
| | [11] | [12] | [13] | [14] | [15] | [16] | [17] | [18] | [19] |
| 1971 | 0 | 0 | 0 | 0 | 0 | 0 | 0 | 0 | 0 |
| 1972 | 0 | 0 | 0 | 0 | 0 | 0 | 0 | 0 | 0 |
| 1973 | 0 | 0 | 0 | 0 | 0 | 0 | 0 | 0 | 0 |
| 1974 | 0 | 0 | 0 | 0 | 0 | 0 | 0 | 0 | 0 |
| 1975 | 0 | 0 | 0 | 0 | 0 | 0 | 0 | 0 | 0 |
| 1976 | 0 | 0 | 0 | 0 | 0 | 0 | 0 | 0 | 0 |
| 1977 | 0 | 0 | 0 | 0 | 0 | 0 | 0 | 0 | 0 |
| 1978 | 0 | 0 | 0 | 0 | 0 | 0 | 0 | 0 | 0 |
| 1979 | 0 | 0 | 0 | 0 | 0 | 0 | 0 | 0 | 0 |
| 1980 | 0 | 0 | 0 | 0 | 0 | 0 | 0 | 0 | 0 |
| 1981 | 0 | 0 | 0 | 0 | 0 | 0 | 0 | 0 | 0 |
| 1982 | 0 | 0 | 0 | 0 | 0 | 0 | 0 | 0 | 0 |
| 1983 | 0 | 0 | 0 | 0 | 0 | 0 | 0 | 0 | 0 |
| 1984 | 0 | 0 | 0 | 0 | 0 | 0 | 0 | 0 | 0 |
| 1985 | 0 | 0 | 0 | 0 | 0 | 0 | 0 | 0 | 0 |
| 1986 | 0 | 0 | 0 | 0 | 0 | 0 | 0 | 0 | 0 |
| 1987 | 0 | 0 | 0 | 0 | 0 | 0 | 0 | 0 | 0 |
| 1988 | 33,986 | 1,657 | 0 | 67,288 | 726,501 | 2,228 | 2,851 | 66,748 | 901,259 |
| 1989 | 59,273 | 2,785 | 0 | 116,689 | 1,251,452 | 3,733 | 4,927 | 116,736 | 1,555,595 |
| 1990 | 53,349 | 2,419 | 0 | 287,811 | 947,351 | 3,248 | 4,367 | 109,118 | 1,407,663 |
| 1991 | 82,252 | 3,731 | 0 | 359,380 | 1,564,983 | 5,035 | 6,771 | 168,217 | 2,190,369 |
| 1992 | 112,566 | 5,127 | 0 | 452,691 | 2,153,423 | 6,927 | 9,285 | 230,217 | 2,970,236 |
| 1993 | 119,670 | 5,459 | 0 | 272,449 | 2,491,672 | 7,381 | 9,894 | 244,813 | 3,151,338 |
| 1994 | 118,265 | 5,379 | 0 | 244,671 | 2,485,820 | 7,300 | 9,766 | 241,933 | 3,113,134 |
| 1995 | 139,226 | 6,340 | 0 | 317,885 | 2,894,181 | 8,599 | 11,490 | 284,798 | 3,662,519 |
| 1996 | 169,333 | 7,703 | 0 | 354,341 | 2,722,240 | 10,461 | 13,978 | 346,367 | 3,624,423 |
| 1997 | 165,364 | 7,980 | 0 | 366,285 | 2,673,847 | 10,826 | 14,465 | 357,986 | 3,596,753 |
| 1998 | 159,011 | 7,672 | 0 | 352,211 | 2,571,110 | 10,410 | 13,909 | 344,232 | 3,458,555 |
| 1999 | 218,784 | 10,373 | 0 | 485,897 | 3,371,115 | 14,376 | 19,166 | 476,017 | 4,595,728 |
| 2000 | 251,339 | 11,735 | 0 | 557,296 | 3,620,348 | 16,500 | 21,990 | 546,406 | 5,025,614 |
| 2001 | 247,338 | 11,547 | 0 | 548,424 | 3,461,158 | 16,238 | 21,640 | 537,707 | 4,844,052 |
| 2002 | 273,542 | 11,904 | 0 | 565,321 | 3,496,023 | 16,737 | 22,306 | 521,659 | 4,907,492 |
| 2003 | 284,834 | 12,395 | 0 | 588,659 | 3,640,346 | 17,428 | 23,227 | 543,193 | 5,110,082 |
| 2004 | 285,125 | 12,408 | 0 | 589,259 | 3,644,059 | 17,446 | 23,251 | 543,748 | 5,115,296 |
| 2005 | 269,179 | 11,714 | 0 | 556,305 | 3,431,851 | 39,485 | 21,951 | 488,483 | 4,818,968 |
| 2006 | 291,279 | 12,676 | 0 | 601,979 | 3,713,614 | 42,726 | 23,753 | 528,589 | 5,214,616 |
| 2007 | 187,144 | 8,113 | 0 | 383,463 | 2,314,841 | 34,088 | 15,230 | 285,915 | 3,228,794 |
| 2008 | 271,383 | 11,832 | 0 | 563,171 | 3,478,837 | 41,080 | 22,094 | 445,805 | 4,834,202 |
| 2009 | 303,076 | 13,189 | 0 | 626,357 | 3,864,004 | 46,037 | 24,715 | 497,108 | 5,374,486 |
| 2010 | 257,209 | 12,620 | 0 | 599,335 | 3,631,924 | 44,051 | 23,648 | 440,950 | 5,009,737 |
| 2011 | 277,794 | 13,630 | 0 | 647,304 | 3,922,606 | 47,577 | 25,542 | 476,242 | 5,410,695 |
| 2012 | 271,192 | 12,709 | 0 | 666,489 | 5,450,478 | 40,125 | 23,964 | 510,822 | 6,975,779 |
| 2013 | 286,050 | 13,814 | 0 | 724,170 | 5,680,875 | 43,592 | 26,041 | 521,112 | 7,295,654 |
| 2014 | 302,692 | 15,056 | 0 | 790,204 | 6,189,586 | 47,573 | 28,404 | 561,312 | 7,934,827 |
| 2015 | 278,438 | 14,506 | 0 | 758,484 | 5,949,402 | 45,814 | 27,366 | 540,099 | 7,614,109 |
| 2016 | 278,950 | 14,593 | 0 | 759,888 | 5,962,338 | 46,008 | 27,523 | 541,874 | 7,631,174 |
| 2017 | 258,290 | 13,525 | 0 | 701,525 | 5,532,979 | 43,005 | 25,472 | 506,783 | 7,081,579 |
| 2018 | 500,847 | 26,202 | 0 | 1,357,207 | 10,705,138 | 82,310 | 49,399 | 973,302 | 13,694,405 |
| 2019 | 675,964 | 35,286 | 0 | 1,823,266 | 14,432,630 | 110,548 | 66,447 | 1,314,843 | 18,458,984 |
| **2020** | **495,284** | **26,006** | **0** | **1,342,408** | **10,585,089** | **81,600** | **49,021** | **964,265** | **13,543,673** |
| 2021 | 513,714 | 26,974 | 0 | 1,392,360 | 10,978,966 | 84,636 | 50,845 | 1,000,146 | 14,047,641 |
| 2022 | 505,489 | 26,542 | 0 | 1,370,069 | 10,803,197 | 83,281 | 50,031 | 984,134 | 13,822,743 |
| 2023 | 513,717 | 26,974 | 0 | 1,392,367 | 10,979,025 | 84,637 | 50,845 | 1,000,151 | 14,047,716 |
| 2024 | 502,506 | 26,385 | 0 | 1,361,983 | 10,739,442 | 82,790 | 49,736 | 978,326 | 13,741,168 |
| 2025 | 481,064 | 25,259 | 0 | 1,303,866 | 10,281,176 | 79,257 | 47,614 | 936,580 | 13,154,816 |
| 2026 | 460,157 | 24,162 | 0 | 1,247,200 | 9,834,357 | 75,813 | 45,544 | 895,876 | 12,583,109 |
| 2027 | 482,289 | 25,324 | 0 | 1,307,186 | 10,307,359 | 79,459 | 47,735 | 938,965 | 13,188,317 |
| 2028 | 425,659 | 22,350 | 0 | 1,153,698 | 9,097,080 | 70,129 | 42,130 | 828,713 | 11,639,759 |
| 2029 | 439,981 | 23,102 | 0 | 1,192,515 | 9,403,161 | 72,489 | 43,547 | 856,595 | 12,031,390 |
| 2030 | 348,926 | 18,321 | 0 | 945,723 | 7,457,167 | 57,487 | 34,535 | 679,322 | 9,541,481 |
| 2031 | 348,558 | 18,302 | 0 | 944,725 | 7,449,296 | 57,426 | 34,499 | 678,605 | 9,531,411 |
| 2032 | 348,905 | 18,320 | 0 | 945,664 | 7,456,702 | 57,483 | 34,533 | 679,280 | 9,540,887 |
| 2033 | 348,497 | 18,299 | 0 | 944,559 | 7,447,991 | 57,416 | 34,493 | 678,486 | 9,529,741 |
| 2034 | 348,459 | 18,297 | 0 | 944,456 | 7,447,179 | 57,410 | 34,489 | 678,412 | 9,528,702 |
| 2035 | 348,005 | 18,273 | 0 | 943,225 | 7,437,474 | 57,335 | 34,444 | 677,528 | 9,516,284 |
| **TOTAL** | **14,393,954** | **718,969** | **0** | **36,817,708** | **275,681,393** | **2,067,540** | **1,348,873** | **27,768,518** | **358,796,955** |

[a] 1988 through 2018 charges are debt service only and do not include bond cover; 2019 charges and after include bond cover.

## TABLE B-22 Water System Revenue Bond Surcharge for Each Contractor[a] (in dollars)

Sheet 3 of 4

| Calendar Year | SOUTHERN CALIFORNIA AREA | | | | | | | | | |
|---|---|---|---|---|---|---|---|---|---|---|
| | AVEK | Coachella | Crestline | Desert | Littlerock | Mojave | Palmdale | San Bernardino | San Gabriel | San Gorgonio |
| | [20] | [21] | [22] | [23] | [24] | [25] | [26] | [27] | [28] | [29] |
| 1971 | 0 | 0 | 0 | 0 | 0 | 0 | 0 | 0 | 0 | 0 |
| 1972 | 0 | 0 | 0 | 0 | 0 | 0 | 0 | 0 | 0 | 0 |
| 1973 | 0 | 0 | 0 | 0 | 0 | 0 | 0 | 0 | 0 | 0 |
| 1974 | 0 | 0 | 0 | 0 | 0 | 0 | 0 | 0 | 0 | 0 |
| 1975 | 0 | 0 | 0 | 0 | 0 | 0 | 0 | 0 | 0 | 0 |
| 1976 | 0 | 0 | 0 | 0 | 0 | 0 | 0 | 0 | 0 | 0 |
| 1977 | 0 | 0 | 0 | 0 | 0 | 0 | 0 | 0 | 0 | 0 |
| 1978 | 0 | 0 | 0 | 0 | 0 | 0 | 0 | 0 | 0 | 0 |
| 1979 | 0 | 0 | 0 | 0 | 0 | 0 | 0 | 0 | 0 | 0 |
| 1980 | 0 | 0 | 0 | 0 | 0 | 0 | 0 | 0 | 0 | 0 |
| 1981 | 0 | 0 | 0 | 0 | 0 | 0 | 0 | 0 | 0 | 0 |
| 1982 | 0 | 0 | 0 | 0 | 0 | 0 | 0 | 0 | 0 | 0 |
| 1983 | 0 | 0 | 0 | 0 | 0 | 0 | 0 | 0 | 0 | 0 |
| 1984 | 0 | 0 | 0 | 0 | 0 | 0 | 0 | 0 | 0 | 0 |
| 1985 | 0 | 0 | 0 | 0 | 0 | 0 | 0 | 0 | 0 | 0 |
| 1986 | 0 | 0 | 0 | 0 | 0 | 0 | 0 | 0 | 0 | 0 |
| 1987 | 0 | 0 | 0 | 0 | 0 | 0 | 0 | 0 | 0 | 0 |
| 1988 | 64,266 | 27,032 | 7,656 | 44,492 | 2,154 | 55,996 | 16,240 | 151,182 | 39,907 | 24,019 |
| 1989 | 205,668 | 46,993 | 13,263 | 78,104 | 3,763 | 97,138 | 27,981 | 259,860 | 69,104 | 42,040 |
| 1990 | 185,010 | 42,449 | 11,905 | 69,970 | 3,385 | 87,327 | 24,956 | 231,650 | 61,851 | 38,023 |
| 1991 | 296,854 | 65,947 | 18,548 | 108,704 | 5,236 | 135,623 | 38,641 | 363,310 | 96,172 | 59,122 |
| 1992 | 402,015 | 89,358 | 25,192 | 147,297 | 7,053 | 183,813 | 52,160 | 491,537 | 130,372 | 80,131 |
| 1993 | 424,871 | 93,981 | 26,566 | 154,919 | 7,437 | 193,361 | 55,045 | 517,379 | 137,298 | 84,371 |
| 1994 | 424,023 | 94,502 | 26,865 | 155,776 | 7,431 | 194,191 | 54,968 | 525,394 | 139,422 | 85,698 |
| 1995 | 500,084 | 111,730 | 31,822 | 184,170 | 8,769 | 229,530 | 64,852 | 623,848 | 165,593 | 101,792 |
| 1996 | 606,388 | 135,428 | 38,634 | 223,237 | 10,640 | 278,178 | 78,696 | 760,333 | 201,821 | 124,074 |
| 1997 | 626,151 | 139,565 | 39,802 | 230,058 | 10,972 | 286,779 | 81,146 | 808,482 | 207,472 | 28,259 |
| 1998 | 602,091 | 134,202 | 38,273 | 221,218 | 10,550 | 275,761 | 78,028 | 777,418 | 199,501 | 27,174 |
| 1999 | 826,108 | 184,524 | 52,650 | 304,166 | 14,475 | 642,815 | 107,060 | 1,041,566 | 277,200 | 53,545 |
| 2000 | 940,325 | 210,453 | 60,212 | 346,906 | 16,486 | 736,157 | 121,898 | 1,191,538 | 316,860 | 70,117 |
| 2001 | 925,355 | 207,102 | 59,254 | 341,384 | 16,224 | 724,438 | 135,581 | 1,172,568 | 311,816 | 69,001 |
| 2002 | 974,814 | 213,483 | 61,079 | 351,902 | 16,724 | 746,758 | 139,071 | 1,208,696 | 321,423 | 71,126 |
| 2003 | 1,015,056 | 222,296 | 63,601 | 366,429 | 17,415 | 777,586 | 144,812 | 1,258,593 | 334,692 | 74,063 |
| 2004 | 1,016,092 | 222,523 | 63,666 | 366,803 | 17,432 | 778,379 | 144,960 | 1,259,877 | 335,033 | 74,138 |
| 2005 | 959,268 | 210,078 | 60,105 | 346,290 | 16,457 | 734,849 | 136,853 | 1,189,420 | 316,297 | 69,992 |
| 2006 | 1,038,026 | 1,213,645 | 65,040 | 501,286 | 17,809 | 795,182 | 148,089 | 1,287,074 | 342,266 | 75,738 |
| 2007 | 666,215 | 1,036,396 | 41,723 | 354,543 | 11,413 | 520,847 | 95,550 | 825,932 | 219,727 | 45,192 |
| 2008 | 999,433 | 1,157,440 | 61,924 | 478,719 | 17,175 | 757,686 | 144,009 | 1,367,672 | 325,069 | 250,631 |
| 2009 | 1,080,062 | 1,262,793 | 67,674 | 521,586 | 18,529 | 827,383 | 154,087 | 1,339,196 | 356,126 | 78,805 |
| 2010 | 1,033,467 | 1,283,384 | 64,754 | 524,108 | 17,731 | 824,481 | 147,438 | 1,281,421 | 340,762 | 75,405 |
| 2011 | 1,116,181 | 1,386,101 | 69,937 | 566,054 | 19,149 | 890,469 | 159,239 | 1,383,979 | 368,035 | 81,440 |
| 2012 | 1,090,934 | 1,073,158 | 67,263 | 523,945 | 18,453 | 731,452 | 154,732 | 1,323,822 | 351,925 | 215,055 |
| 2013 | 1,186,869 | 1,172,413 | 73,154 | 570,092 | 20,052 | 795,549 | 168,130 | 1,438,513 | 382,372 | 233,662 |
| 2014 | 1,345,233 | 1,276,763 | 79,660 | 621,395 | 21,838 | 866,523 | 183,142 | 1,568,301 | 416,868 | 254,740 |
| 2015 | 1,288,246 | 1,228,651 | 76,255 | 595,985 | 20,924 | 868,542 | 175,577 | 1,500,551 | 398,955 | 243,775 |
| 2016 | 1,287,598 | 1,232,122 | 76,009 | 595,354 | 20,895 | 867,266 | 175,457 | 1,495,424 | 397,690 | 242,979 |
| 2017 | 1,186,800 | 1,209,316 | 70,025 | 549,319 | 19,257 | 799,852 | 161,746 | 1,377,995 | 366,493 | 223,908 |
| 2018 | 2,295,675 | 2,219,292 | 135,462 | 1,064,379 | 37,239 | 1,548,497 | 312,825 | 2,664,966 | 708,792 | 433,001 |
| 2019 | 3,072,197 | 2,964,868 | 181,204 | 1,423,133 | 49,834 | 2,071,831 | 418,552 | 3,563,713 | 947,829 | 579,030 |
| **2020** | **2,248,244** | **2,177,372** | **132,123** | **1,040,704** | **36,415** | **1,577,205** | **306,181** | **2,597,255** | **691,120** | **422,091** |
| 2021 | 2,331,902 | 2,258,393 | 137,039 | 1,079,429 | 37,770 | 1,635,894 | 317,574 | 2,693,900 | 716,837 | 437,797 |
| 2022 | 2,294,570 | 2,222,237 | 134,845 | 1,062,148 | 37,165 | 1,609,704 | 312,490 | 2,650,772 | 705,361 | 430,788 |
| 2023 | 2,331,915 | 2,258,405 | 137,040 | 1,079,435 | 37,770 | 1,635,902 | 317,576 | 2,693,915 | 716,841 | 437,800 |
| 2024 | 2,281,028 | 2,209,123 | 134,050 | 1,055,880 | 36,946 | 1,600,204 | 310,646 | 2,635,128 | 701,198 | 428,246 |
| 2025 | 2,183,694 | 2,114,857 | 128,330 | 1,010,824 | 35,369 | 1,531,921 | 297,390 | 2,522,684 | 671,277 | 409,972 |
| 2026 | 2,088,791 | 2,022,945 | 122,752 | 966,894 | 33,832 | 1,465,344 | 284,466 | 2,413,048 | 642,103 | 392,155 |
| 2027 | 2,189,255 | 2,120,242 | 128,656 | 1,013,398 | 35,460 | 1,535,823 | 298,147 | 2,529,109 | 672,986 | 411,016 |
| 2028 | 1,932,195 | 1,871,286 | 113,550 | 894,406 | 31,296 | 1,355,488 | 263,139 | 2,232,144 | 593,965 | 362,755 |
| 2029 | 1,997,206 | 1,934,247 | 117,370 | 924,499 | 32,349 | 1,401,095 | 271,993 | 2,307,246 | 613,950 | 374,960 |
| 2030 | 1,583,882 | 1,533,953 | 93,080 | 733,173 | 25,654 | 1,111,137 | 215,704 | 1,829,759 | 486,892 | 297,362 |
| 2031 | 1,582,210 | 1,532,334 | 92,982 | 732,399 | 25,627 | 1,109,964 | 215,476 | 1,827,828 | 486,378 | 297,048 |
| 2032 | 1,583,783 | 1,533,857 | 93,075 | 733,128 | 25,653 | 1,111,067 | 215,690 | 1,829,645 | 486,862 | 297,343 |
| 2033 | 1,581,933 | 1,532,065 | 92,966 | 732,271 | 25,623 | 1,109,769 | 215,438 | 1,827,508 | 486,293 | 296,996 |
| 2034 | 1,581,761 | 1,531,898 | 92,956 | 732,191 | 25,620 | 1,109,649 | 215,415 | 1,827,309 | 486,240 | 296,964 |
| 2035 | 1,579,699 | 1,529,902 | 92,834 | 731,237 | 25,587 | 1,108,202 | 215,134 | 1,824,927 | 485,606 | 296,577 |
| **TOTAL** | **61,053,443** | **52,551,104** | **3,672,825** | **27,453,739** | **1,011,037** | **42,332,607** | **8,373,980** | **72,493,387** | **19,228,652** | **10,099,916** |

[a] 1988 through 2018 charges are debt service only and do not include bond cover; 2019 charges and after include bond cover.

## TABLE B-22 Water System Revenue Bond Surcharge for Each Contractor[a] (in dollars)



| Calendar Year | SOUTHERN CALIFORNIA AREA (continued) | | | | FEATHER RIVER AREA | | | | South Bay Area Future Contractor | Grand Total |
|---|---|---|---|---|---|---|---|---|---|---|
| | Santa Clarita[b] | Metropolitan | Ventura | Total | Yuba City | Butte | Plumas | Total | | |
| | [30] | [31] | [32] | [33] | [34] | [35] | [36] | [37] | [38] | [39] |
| 1971 | 0 | 0 | 0 | 0 | 0 | 0 | 0 | 0 | 0 | 0 |
| 1972 | 0 | 0 | 0 | 0 | 0 | 0 | 0 | 0 | 0 | 0 |
| 1973 | 0 | 0 | 0 | 0 | 0 | 0 | 0 | 0 | 0 | 0 |
| 1974 | 0 | 0 | 0 | 0 | 0 | 0 | 0 | 0 | 0 | 0 |
| 1975 | 0 | 0 | 0 | 0 | 0 | 0 | 0 | 0 | 0 | 0 |
| 1976 | 0 | 0 | 0 | 0 | 0 | 0 | 0 | 0 | 0 | 0 |
| 1977 | 0 | 0 | 0 | 0 | 0 | 0 | 0 | 0 | 0 | 0 |
| 1978 | 0 | 0 | 0 | 0 | 0 | 0 | 0 | 0 | 0 | 0 |
| 1979 | 0 | 0 | 0 | 0 | 0 | 0 | 0 | 0 | 0 | 0 |
| 1980 | 0 | 0 | 0 | 0 | 0 | 0 | 0 | 0 | 0 | 0 |
| 1981 | 0 | 0 | 0 | 0 | 0 | 0 | 0 | 0 | 0 | 0 |
| 1982 | 0 | 0 | 0 | 0 | 0 | 0 | 0 | 0 | 0 | 0 |
| 1983 | 0 | 0 | 0 | 0 | 0 | 0 | 0 | 0 | 0 | 0 |
| 1984 | 0 | 0 | 0 | 0 | 0 | 0 | 0 | 0 | 0 | 0 |
| 1985 | 0 | 0 | 0 | 0 | 0 | 0 | 0 | 0 | 0 | 0 |
| 1986 | 0 | 0 | 0 | 0 | 0 | 0 | 0 | 0 | 0 | 0 |
| 1987 | 0 | 0 | 0 | 0 | 0 | 0 | 0 | 0 | 0 | 0 |
| 1988 | 57,111 | 2,642,354 | 18,118 | 3,150,527 | 1,336 | 552 | 853 | 2,741 | 0 | 4,317,328 |
| 1989 | 98,720 | 4,587,641 | 34,565 | 5,564,840 | 0 | 918 | 1,454 | 2,372 | 0 | 7,583,021 |
| 1990 | 87,808 | 4,037,980 | 34,994 | 4,917,308 | 2,535 | 800 | 1,283 | 4,618 | 0 | 6,750,020 |
| 1991 | 140,371 | 6,259,893 | 54,115 | 7,642,536 | 9,945 | 1,243 | 2,027 | 13,215 | 0 | 10,510,679 |
| 1992 | 234,421 | 8,435,312 | 72,892 | 10,351,553 | 13,671 | 1,710 | 2,806 | 18,187 | 0 | 14,255,669 |
| 1993 | 247,076 | 8,885,273 | 76,858 | 10,904,435 | 14,608 | 1,827 | 3,026 | 19,461 | 0 | 15,068,309 |
| 1994 | 247,222 | 8,926,755 | 76,794 | 10,959,041 | 14,409 | 1,801 | 3,070 | 19,280 | 0 | 15,145,690 |
| 1995 | 290,998 | 10,539,430 | 90,436 | 12,943,054 | 16,958 | 2,119 | 3,705 | 22,782 | 0 | 18,013,188 |
| 1996 | 353,132 | 12,810,359 | 109,783 | 15,730,703 | 20,640 | 2,579 | 4,620 | 27,839 | 0 | 21,369,059 |
| 1997 | 362,776 | 13,168,230 | 112,960 | 16,102,652 | 21,382 | 2,674 | 4,872 | 28,928 | 0 | 21,970,360 |
| 1998 | 348,838 | 12,662,268 | 108,619 | 15,483,941 | 20,562 | 2,571 | 4,685 | 27,818 | 0 | 21,126,192 |
| 1999 | 479,470 | 17,454,651 | 149,123 | 21,587,353 | 28,348 | 3,543 | 6,765 | 38,656 | 0 | 29,200,538 |
| 2000 | 1,150,965 | 19,805,800 | 168,259 | 25,135,976 | 32,271 | 9,794 | 7,996 | 50,061 | 0 | 33,737,389 |
| 2001 | 1,132,642 | 19,490,499 | 165,580 | 24,751,444 | 31,757 | 9,638 | 7,869 | 49,264 | 0 | 33,419,720 |
| 2002 | 1,167,539 | 20,091,004 | 170,682 | 25,534,301 | 32,736 | 9,935 | 8,112 | 50,783 | 0 | 34,452,492 |
| 2003 | 1,215,738 | 20,920,403 | 177,728 | 26,588,412 | 34,087 | 10,345 | 8,446 | 52,878 | 0 | 35,874,763 |
| 2004 | 1,216,978 | 20,941,743 | 177,910 | 26,615,534 | 34,121 | 10,356 | 8,456 | 52,933 | 0 | 35,911,363 |
| 2005 | 1,148,920 | 19,770,593 | 167,960 | 25,127,082 | 32,213 | 9,776 | 7,983 | 49,972 | 0 | 33,903,044 |
| 2006 | 1,243,248 | 20,330,228 | 181,750 | 27,239,381 | 34,858 | 10,579 | 8,638 | 54,075 | 0 | 36,735,870 |
| 2007 | 820,799 | 12,752,863 | 116,415 | 17,507,615 | 22,362 | 7,007 | 5,579 | 34,948 | 0 | 23,537,874 |
| 2008 | 1,167,531 | 19,303,204 | 173,561 | 26,204,054 | 32,180 | 9,751 | 7,973 | 49,904 | 0 | 35,188,221 |
| 2009 | 1,293,596 | 21,153,536 | 189,110 | 28,342,483 | 36,270 | 11,008 | 8,988 | 56,266 | 0 | 38,172,245 |
| 2010 | 1,237,788 | 20,240,944 | 180,952 | 27,252,635 | 34,705 | 10,532 | 8,600 | 53,837 | 0 | 36,525,441 |
| 2011 | 1,336,855 | 21,860,932 | 195,434 | 29,433,805 | 37,482 | 11,375 | 9,289 | 58,146 | 0 | 39,448,763 |
| 2012 | 915,850 | 22,686,017 | 191,051 | 29,343,657 | 35,313 | 101,156 | 12,344 | 148,813 | 0 | 41,009,352 |
| 2013 | 996,745 | 23,602,562 | 207,636 | 30,847,749 | 38,359 | 109,882 | 13,628 | 161,869 | 0 | 43,244,214 |
| 2014 | 1,085,473 | 25,718,327 | 226,122 | 33,664,385 | 41,861 | 119,916 | 15,370 | 177,147 | 0 | 47,156,965 |
| 2015 | 1,039,717 | 24,614,514 | 216,476 | 32,268,168 | 40,374 | 115,656 | 15,317 | 171,347 | 0 | 45,203,527 |
| 2016 | 1,037,955 | 24,546,439 | 215,981 | 32,191,169 | 40,634 | 116,401 | 15,914 | 172,949 | 0 | 45,130,172 |
| 2017 | 957,063 | 22,620,590 | 198,956 | 29,741,320 | 37,618 | 107,762 | 14,712 | 160,092 | 0 | 41,778,269 |
| 2018 | 1,849,307 | 43,719,334 | 384,082 | 57,372,851 | 72,958 | 208,994 | 28,526 | 310,478 | 0 | 80,571,091 |
| 2019 | 2,472,366 | 58,478,538 | 513,433 | 76,736,528 | 98,105 | 281,030 | 38,239 | 417,374 | 0 | 107,902,709 |
| **2020** | **1,809,165** | **42,685,548** | **375,129** | **56,098,552** | **72,507** | **207,701** | **27,827** | **308,035** | **0** | **78,961,165** |
| 2021 | 1,876,485 | 44,273,902 | 389,088 | 58,186,010 | 75,205 | 215,430 | 28,862 | 319,497 | 0 | 81,899,354 |
| 2022 | 1,846,443 | 43,565,092 | 382,859 | 57,254,474 | 74,001 | 211,981 | 28,400 | 314,382 | 0 | 80,588,176 |
| 2023 | 1,876,495 | 44,274,136 | 389,090 | 58,186,320 | 75,205 | 215,431 | 28,863 | 319,499 | 0 | 81,899,793 |
| 2024 | 1,835,546 | 43,307,991 | 380,599 | 56,916,585 | 73,564 | 210,730 | 28,233 | 312,527 | 0 | 80,112,583 |
| 2025 | 1,757,221 | 41,459,986 | 364,359 | 54,487,884 | 70,425 | 201,738 | 27,028 | 299,191 | 0 | 76,694,081 |
| 2026 | 1,680,853 | 39,658,135 | 348,524 | 52,119,842 | 67,365 | 192,970 | 25,853 | 286,188 | 0 | 73,360,959 |
| 2027 | 1,761,696 | 41,565,571 | 365,286 | 54,626,645 | 70,605 | 202,251 | 27,097 | 299,953 | 0 | 76,889,393 |
| 2028 | 1,554,840 | 36,684,989 | 322,395 | 48,212,448 | 62,314 | 178,503 | 23,915 | 264,732 | 0 | 67,861,127 |
| 2029 | 1,607,154 | 37,919,290 | 333,242 | 49,834,601 | 64,411 | 184,509 | 24,720 | 273,640 | 0 | 70,144,381 |
| 2030 | 1,274,552 | 30,071,855 | 264,277 | 39,521,280 | 51,081 | 146,325 | 19,604 | 217,010 | 0 | 55,627,929 |
| 2031 | 1,273,207 | 30,040,111 | 263,998 | 39,479,562 | 51,027 | 146,170 | 19,583 | 216,780 | 0 | 55,569,212 |
| 2032 | 1,274,473 | 30,069,981 | 264,261 | 39,518,818 | 51,078 | 146,316 | 19,603 | 216,997 | 0 | 55,624,464 |
| 2033 | 1,272,984 | 30,034,850 | 263,952 | 39,472,648 | 51,018 | 146,145 | 19,580 | 216,743 | 0 | 55,559,480 |
| 2034 | 1,272,845 | 30,031,577 | 263,923 | 39,468,348 | 51,013 | 146,129 | 19,578 | 216,720 | 0 | 55,553,427 |
| 2035 | 1,271,186 | 29,992,441 | 263,579 | 39,416,911 | 50,946 | 145,938 | 19,552 | 216,436 | 0 | 55,481,025 |
| **TOTAL** | **52,680,163** | **1,188,693,671** | **10,392,896** | **1,550,037,420** | **1,976,423** | **4,201,497** | **679,443** | **6,857,363** | **0** | **2,156,040,086** |

[a] 1988 through 2018 charges are debt service only and do not include bond cover; 2019 charges and after include bond cover.

[b] Castaic Lake Water Agency's SWP Water Supply Contract was transferred to Santa Clarita Valley Water Agency effective November 2, 2018.

## TABLE B-23 Total Transportation and Delta Water Charge for Each Contractor[a] (in dollars)

Sheet 1 of 4

| Calendar Year | NORTH BAY AREA | | | SOUTH BAY AREA | | | | CENTRAL COASTAL AREA | | |
|---|---|---|---|---|---|---|---|---|---|---|
| | Napa | Solano | Total | Alameda-Zone 7 | Alameda County | Santa Clara | Total | San Luis Obispo | Santa Barbara | Total |
| | [1] | [2] | [3] | [4] | [5] | [6] | [7] | [8] | [9] | [10] |
| 1961 | 0 | 0 | 0 | 0 | 0 | 0 | 0 | 0 | 0 | 0 |
| 1962 | 0 | 0 | 0 | 11,750 | 43,787 | 21,132 | 76,669 | 0 | 0 | 0 |
| 1963 | 0 | 0 | 0 | 193,920 | 190,272 | 447,723 | 831,915 | 0 | 0 | 0 |
| 1964 | 0 | 0 | 0 | 255,449 | 277,455 | 621,356 | 1,154,260 | 6,696 | 21,667 | 28,363 |
| 1965 | 0 | 0 | 0 | 364,163 | 404,324 | 1,158,090 | 1,926,577 | 13,756 | 36,029 | 49,785 |
| 1966 | 18,063 | 0 | 18,063 | 409,118 | 421,723 | 1,412,954 | 2,243,794 | 26,524 | 61,349 | 87,873 |
| 1967 | 41,574 | 0 | 41,574 | 541,991 | 548,491 | 1,863,198 | 2,953,680 | 56,469 | 118,263 | 174,731 |
| 1968 | 128,628 | 0 | 128,628 | 671,505 | 633,184 | 2,178,465 | 3,483,154 | 115,961 | 229,807 | 345,768 |
| 1969 | 254,715 | 0 | 254,715 | 805,706 | 583,436 | 2,298,736 | 3,687,878 | 185,156 | 358,861 | 544,017 |
| 1970 | 277,547 | 0 | 277,547 | 891,857 | 640,297 | 2,787,967 | 4,320,121 | 200,150 | 387,675 | 587,825 |
| 1971 | 227,474 | 0 | 227,474 | 833,520 | 675,193 | 2,807,017 | 4,315,730 | 202,413 | 392,912 | 595,325 |
| 1972 | 224,978 | 0 | 224,978 | 917,974 | 822,397 | 3,027,749 | 4,768,120 | 209,057 | 406,589 | 615,646 |
| 1973 | 221,091 | 31,366 | 252,457 | 904,617 | 716,492 | 3,120,787 | 4,741,896 | 206,557 | 402,724 | 609,281 |
| 1974 | 240,498 | 32,938 | 273,437 | 945,383 | 746,932 | 3,325,022 | 5,017,337 | 208,545 | 407,090 | 615,635 |
| 1975 | 237,459 | 36,291 | 273,750 | 1,004,122 | 793,055 | 3,214,046 | 5,011,223 | 225,895 | 439,873 | 665,768 |
| 1976 | 271,292 | 40,836 | 312,127 | 1,117,312 | 943,464 | 3,362,542 | 5,423,317 | 228,976 | 447,299 | 676,275 |
| 1977 | 293,627 | 45,096 | 338,723 | 1,086,086 | 922,203 | 3,303,461 | 5,311,751 | 238,699 | 468,721 | 707,420 |
| 1978 | 273,870 | 49,178 | 323,048 | 1,175,054 | 935,818 | 3,712,581 | 5,823,453 | 245,331 | 484,259 | 729,590 |
| 1979 | 289,479 | 53,340 | 342,819 | 1,271,734 | 1,009,566 | 3,819,533 | 6,100,833 | 243,110 | 483,437 | 726,547 |
| 1980 | 310,846 | 86,073 | 396,919 | 1,424,906 | 1,173,798 | 4,119,071 | 6,717,775 | 282,254 | 540,553 | 822,807 |
| 1981 | 347,781 | 112,848 | 460,629 | 1,533,508 | 1,349,125 | 4,507,566 | 7,390,198 | 307,065 | 596,671 | 903,736 |
| 1982 | 438,335 | 141,835 | 580,171 | 1,614,219 | 1,369,536 | 4,941,393 | 7,925,148 | 328,215 | 682,545 | 1,010,760 |
| 1983 | 354,787 | 163,294 | 518,081 | 1,484,855 | 1,260,138 | 4,910,241 | 7,655,234 | 357,218 | 702,083 | 1,059,301 |
| 1984 | 467,336 | 246,698 | 714,034 | 1,794,758 | 1,478,394 | 6,870,249 | 10,143,402 | 409,529 | 801,057 | 1,210,586 |
| 1985 | 736,074 | 386,306 | 1,122,380 | 2,292,544 | 2,225,097 | 7,796,485 | 12,314,126 | 500,696 | 969,931 | 1,470,626 |
| 1986 | 1,120,086 | 714,246 | 1,834,332 | 2,161,437 | 2,014,104 | 8,193,845 | 12,369,386 | 536,751 | 1,038,031 | 1,574,782 |
| 1987 | 1,773,801 | 1,582,227 | 3,356,028 | 2,658,182 | 2,505,662 | 7,980,255 | 13,144,099 | 570,644 | 1,148,974 | 1,719,618 |
| 1988 | 2,349,572 | 2,524,763 | 4,874,335 | 2,719,524 | 2,774,430 | 7,830,285 | 13,324,238 | 673,071 | 1,439,620 | 2,112,691 |
| 1989 | 2,548,764 | 3,701,385 | 6,250,149 | 2,703,440 | 2,515,471 | 7,578,850 | 12,797,761 | 772,570 | 1,814,759 | 2,587,329 |
| 1990 | 2,900,024 | 3,848,934 | 6,748,958 | 3,138,835 | 2,929,775 | 8,355,392 | 14,424,002 | 933,367 | 2,046,370 | 2,979,737 |
| 1991 | 2,941,321 | 4,170,227 | 7,111,548 | 2,410,492 | 2,384,246 | 6,430,834 | 11,225,572 | 979,709 | 2,366,841 | 3,346,550 |
| 1992 | 2,797,727 | 4,144,993 | 6,942,720 | 2,884,144 | 2,927,115 | 7,656,940 | 13,468,199 | 1,118,807 | 2,526,861 | 3,645,668 |
| 1993 | 2,855,497 | 4,172,491 | 7,027,988 | 3,740,572 | 2,977,354 | 8,849,995 | 15,567,921 | 1,185,665 | 2,726,057 | 3,911,722 |
| 1994 | 2,987,938 | 4,225,291 | 7,213,229 | 3,777,359 | 3,586,255 | 9,613,545 | 16,977,158 | 1,335,974 | 3,518,042 | 4,854,015 |
| 1995 | 2,961,322 | 4,405,219 | 7,366,541 | 4,025,865 | 3,313,350 | 8,393,828 | 15,733,044 | 1,647,817 | 6,195,415 | 7,843,231 |
| 1996 | 3,045,021 | 4,898,210 | 7,943,232 | 3,633,451 | 3,178,398 | 9,228,554 | 16,040,402 | 2,592,043 | 15,232,542 | 17,824,585 |
| 1997 | 3,028,005 | 4,734,808 | 7,762,813 | 3,859,834 | 3,145,550 | 9,338,016 | 16,343,400 | 3,002,832 | 23,737,164 | 26,739,996 |
| 1998 | 2,936,062 | 4,588,897 | 7,524,960 | 3,466,484 | 3,201,607 | 9,077,806 | 15,745,896 | 3,254,940 | 28,393,640 | 31,648,580 |
| 1999 | 3,163,021 | 5,083,084 | 8,246,104 | 4,192,637 | 3,693,329 | 11,434,972 | 19,320,939 | 3,810,971 | 29,676,309 | 33,487,280 |
| 2000 | 3,462,081 | 5,621,291 | 9,083,372 | 5,795,759 | 3,594,439 | 10,219,800 | 19,609,999 | 3,763,854 | 30,288,867 | 34,052,721 |
| 2001 | 4,079,627 | 6,370,498 | 10,450,125 | 9,738,180 | 4,082,024 | 11,628,753 | 25,448,957 | 4,315,191 | 32,422,390 | 36,737,581 |
| 2002 | 4,326,261 | 6,567,990 | 10,894,251 | 13,267,467 | 4,087,080 | 13,155,985 | 30,510,532 | 4,041,707 | 32,104,599 | 36,146,306 |
| 2003 | 4,446,233 | 6,915,087 | 11,361,321 | 9,898,280 | 3,807,457 | 11,948,846 | 25,654,583 | 4,120,206 | 32,395,489 | 36,515,694 |
| 2004 | 4,981,718 | 7,258,705 | 12,240,423 | 8,260,596 | 4,208,242 | 11,648,225 | 24,117,063 | 4,189,896 | 32,929,025 | 37,118,921 |
| 2005 | 4,330,346 | 6,735,286 | 11,065,632 | 8,294,603 | 4,334,313 | 12,350,092 | 24,979,008 | 4,295,058 | 32,946,124 | 37,241,183 |
| 2006 | 4,287,972 | 6,316,863 | 10,604,834 | 8,395,102 | 4,399,871 | 12,652,164 | 25,447,137 | 4,182,691 | 32,749,369 | 36,932,060 |
| 2007 | 4,403,206 | 6,661,087 | 11,064,294 | 9,257,373 | 4,822,486 | 13,638,021 | 27,717,881 | 4,258,970 | 33,475,099 | 37,734,069 |
| 2008 | 5,195,681 | 6,766,570 | 11,962,251 | 10,485,384 | 5,234,890 | 14,116,763 | 29,837,037 | 4,849,175 | 35,161,454 | 40,010,629 |
| 2009 | 5,731,192 | 6,989,027 | 12,720,219 | 9,508,418 | 4,907,121 | 14,215,112 | 28,630,651 | 4,736,070 | 33,756,976 | 38,493,046 |
| 2010 | 6,356,559 | 8,751,464 | 15,108,023 | 10,885,971 | 5,561,915 | 15,782,141 | 32,230,027 | 5,266,954 | 36,208,861 | 41,475,815 |
| 2011 | 6,857,474 | 9,361,717 | 16,219,191 | 12,526,581 | 6,430,539 | 18,048,952 | 37,006,073 | 5,455,753 | 37,632,347 | 43,088,100 |
| 2012 | 7,462,432 | 9,412,792 | 16,875,224 | 13,484,138 | 6,498,030 | 20,441,271 | 40,423,438 | 5,520,236 | 37,965,978 | 43,486,214 |
| 2013 | 7,221,981 | 9,320,257 | 16,542,238 | 14,591,771 | 7,392,018 | 20,815,119 | 42,798,909 | 5,832,345 | 39,637,453 | 45,469,798 |
| 2014 | 7,824,874 | 9,811,322 | 17,636,196 | 14,166,784 | 7,567,533 | 20,660,516 | 42,394,833 | 5,633,756 | 36,859,162 | 42,492,919 |
| 2015 | 8,371,418 | 10,501,642 | 18,873,060 | 16,136,068 | 7,661,297 | 23,544,827 | 47,342,192 | 6,596,714 | 39,459,566 | 46,056,279 |
| 2016 | 9,048,372 | 11,676,000 | 20,724,372 | 17,334,071 | 7,743,983 | 30,652,066 | 55,730,120 | 6,676,374 | 44,515,751 | 51,192,125 |
| 2017 | 7,989,435 | 10,070,180 | 18,059,615 | 17,447,726 | 8,024,984 | 26,945,320 | 52,418,030 | 6,718,013 | 48,033,813 | 54,751,827 |
| 2018 | 9,325,859 | 11,659,026 | 20,984,885 | 20,070,809 | 8,923,093 | 28,617,807 | 57,611,709 | 7,120,683 | 48,774,835 | 55,895,519 |
| 2019 | 10,505,930 | 12,540,438 | 23,046,369 | 20,383,817 | 8,803,415 | 25,717,137 | 54,904,369 | 7,402,370 | 47,724,258 | 55,126,628 |
| **2020** | **9,823,620** | **13,282,194** | **23,105,814** | **21,151,062** | **9,730,059** | **26,548,819** | **57,429,940** | **8,612,056** | **46,858,241** | **55,470,297** |
| 2021 | 9,971,139 | 12,364,607 | 22,335,745 | 21,883,131 | 10,045,058 | 27,279,660 | 59,207,848 | 8,712,129 | 47,229,359 | 55,941,488 |
| 2022 | 10,186,369 | 13,184,911 | 23,371,280 | 21,734,106 | 10,003,409 | 27,205,841 | 58,943,355 | 9,224,166 | 48,810,539 | 58,034,705 |
| 2023 | 10,202,390 | 13,170,246 | 23,372,637 | 21,519,585 | 9,885,897 | 26,929,749 | 58,335,231 | 9,177,479 | 48,806,660 | 57,984,139 |
| 2024 | 10,211,331 | 13,193,975 | 23,405,305 | 21,592,695 | 9,914,507 | 27,009,737 | 58,516,940 | 9,195,297 | 48,874,371 | 58,069,668 |
| 2025 | 10,198,617 | 13,197,274 | 23,395,891 | 21,668,326 | 9,946,653 | 27,091,037 | 58,706,015 | 9,214,843 | 48,906,492 | 58,121,335 |
| 2026 | 10,191,043 | 13,200,710 | 23,391,753 | 21,557,338 | 9,881,043 | 26,942,225 | 58,380,606 | 9,182,414 | 48,830,019 | 58,012,433 |
| 2027 | 10,252,405 | 13,285,221 | 23,537,626 | 21,765,261 | 9,972,786 | 27,188,470 | 58,926,517 | 9,243,907 | 49,120,233 | 58,364,140 |
| 2028 | 10,191,918 | 13,223,582 | 23,415,499 | 21,657,246 | 9,915,372 | 27,038,681 | 58,611,299 | 9,203,040 | 48,887,642 | 58,090,682 |
| 2029 | 10,241,630 | 13,294,853 | 23,536,483 | 21,594,886 | 9,867,242 | 26,949,321 | 58,411,448 | 9,193,230 | 48,997,584 | 58,190,814 |
| 2030 | 10,120,685 | 13,158,556 | 23,279,241 | 21,598,020 | 9,874,734 | 26,936,182 | 58,408,936 | 9,179,987 | 48,688,611 | 57,868,598 |
| 2031 | 10,136,745 | 13,186,616 | 23,323,361 | 21,660,977 | 9,894,568 | 26,998,407 | 58,553,952 | 9,201,458 | 48,799,711 | 58,001,169 |
| 2032 | 10,154,963 | 13,215,789 | 23,370,753 | 21,959,442 | 10,035,654 | 27,369,533 | 59,364,629 | 9,260,529 | 49,011,841 | 58,272,370 |
| 2033 | 10,155,631 | 13,218,792 | 23,374,422 | 21,789,740 | 9,938,473 | 27,132,637 | 58,860,849 | 9,250,544 | 49,073,474 | 58,324,018 |
| 2034 | 10,114,931 | 13,193,085 | 23,308,016 | 21,834,753 | 9,946,263 | 27,182,234 | 58,963,250 | 9,249,776 | 49,151,341 | 58,401,117 |
| 2035 | 9,998,937 | 13,097,470 | 23,096,407 | 22,369,351 | 10,212,548 | 27,825,080 | 60,406,978 | 9,407,149 | 49,564,550 | 58,971,699 |
| **TOTAL** | **331,424,619** | **433,995,998** | **765,420,618** | **666,183,124** | **338,459,818** | **986,017,010** | **1,990,659,953** | **278,697,451** | **1,655,952,102** | **1,934,649,553** |

[a] Capital charges repaid through bond debt service prior to 2018 exclude bond cover; capital charges for 2019 and after include both bond debt service and bond cover.

## TABLE B-23 Total Transportation and Delta Water Charge for Each Contractor[a] (in dollars)



| | SAN JOAQUIN VALLEY AREA | | | | | | | | |
|---|---|---|---|---|---|---|---|---|---|
| | | | | Kern | | | | | |
| Calendar Year | Dudley Ridge | Empire | Future Contractor San Joaquin Valley | Municipal and Industrial | Agricultural | Kings | Oak Flat | Tulare | Total |
| | [11] | [12] | [13] | [14] | [15] | [16] | [17] | [18] | [19] |
| 1961 | 0 | 0 | 0 | 0 | 0 | 0 | 0 | 0 | 0 |
| 1962 | 0 | 0 | 0 | 0 | 0 | 0 | 0 | 0 | 0 |
| 1963 | 0 | 0 | 0 | 0 | 0 | 0 | 0 | 0 | 0 |
| 1964 | 0 | 0 | 2,725 | 0 | 0 | 0 | 0 | 0 | 2,725 |
| 1965 | 0 | 0 | 6,029 | 73,569 | 0 | 0 | 0 | 0 | 79,598 |
| 1966 | 0 | 0 | 12,039 | 137,330 | 0 | 0 | 0 | 0 | 149,368 |
| 1967 | 0 | 0 | 26,257 | 267,611 | 0 | 0 | 0 | 0 | 293,869 |
| 1968 | 230,012 | 19,616 | 54,588 | 445,439 | 1,732,598 | 16,947 | 19,938 | 311,527 | 2,830,664 |
| 1969 | 246,199 | 11,641 | 87,576 | 525,094 | 2,776,387 | 16,825 | 19,698 | 474,733 | 4,158,154 |
| 1970 | 311,807 | 35,077 | 94,675 | 573,998 | 3,936,499 | 21,435 | 30,732 | 533,068 | 5,537,290 |
| 1971 | 334,002 | 37,805 | 95,695 | 605,889 | 5,276,512 | 27,175 | 35,039 | 725,076 | 7,137,192 |
| 1972 | 388,420 | 41,066 | 98,788 | 631,615 | 7,282,731 | 26,473 | 64,500 | 2,023,716 | 10,557,309 |
| 1973 | 406,454 | 39,688 | 97,550 | 1,025,888 | 7,430,443 | 28,816 | 39,663 | 796,885 | 9,865,387 |
| 1974 | 518,849 | 40,902 | 98,460 | 1,144,792 | 8,157,296 | 29,544 | 43,007 | 1,067,084 | 11,099,935 |
| 1975 | 693,860 | 41,351 | 106,703 | 1,197,166 | 9,567,969 | 31,240 | 48,637 | 1,584,975 | 13,271,900 |
| 1976 | 730,065 | 43,872 | 108,084 | 1,323,840 | 10,826,594 | 32,666 | 52,632 | 1,462,528 | 14,580,281 |
| 1977 | 590,150 | 39,789 | 112,554 | 1,367,404 | 11,159,403 | 34,434 | 54,694 | 1,157,564 | 14,515,992 |
| 1978 | 709,418 | 36,029 | 115,521 | 1,565,884 | 13,516,214 | 38,927 | 59,536 | 1,192,986 | 17,234,515 |
| 1979 | 794,820 | 48,625 | 114,253 | 1,668,951 | 15,615,862 | 43,065 | 71,141 | 1,749,624 | 20,106,340 |
| 1980 | 976,622 | 50,360 | 125,950 | 1,770,264 | 17,279,446 | 48,021 | 95,672 | 1,696,020 | 22,042,355 |
| 1981 | 1,225,561 | 84,726 | 134,169 | 2,430,802 | 22,908,415 | 66,495 | 101,191 | 2,308,517 | 29,259,877 |
| 1982 | 1,261,677 | 70,920 | 135,057 | 2,523,660 | 25,328,672 | 70,662 | 108,864 | 2,304,624 | 31,804,136 |
| 1983 | 1,196,601 | 53,270 | 149,202 | 2,085,047 | 25,003,117 | 75,442 | 87,920 | 509,925 | 29,160,525 |
| 1984 | 1,506,849 | 29,252 | 164,505 | 3,396,379 | 33,752,118 | 94,320 | 122,042 | 1,562,101 | 40,627,567 |
| 1985 | 1,783,378 | 130,682 | 184,905 | 3,891,204 | 39,746,443 | 117,583 | 140,135 | 2,831,039 | 48,825,370 |
| 1986 | 2,025,945 | 80,059 | 180,445 | 4,079,838 | 43,843,047 | 136,715 | 153,816 | 3,686,235 | 54,186,100 |
| 1987 | 1,901,875 | 95,977 | 179,872 | 4,570,841 | 43,168,153 | 137,332 | 152,069 | 3,780,549 | 53,986,668 |
| 1988 | 1,987,580 | 110,355 | 193,735 | 4,734,502 | 45,128,084 | 138,278 | 147,254 | 3,936,446 | 56,376,233 |
| 1989 | 2,142,959 | 102,482 | 187,913 | 4,677,357 | 47,336,712 | 137,085 | 167,105 | 4,419,291 | 59,170,904 |
| 1990 | 1,893,367 | 87,686 | 221,392 | 4,827,893 | 46,130,555 | 121,154 | 149,421 | 4,000,167 | 57,431,633 |
| 1991 | 1,707,084 | 80,975 | 220,282 | 4,535,869 | 38,006,210 | 103,909 | 135,431 | 3,541,177 | 48,330,937 |
| 1992 | 2,254,248 | 105,794 | 241,455 | 5,550,167 | 49,203,306 | 143,783 | 176,414 | 4,580,007 | 62,255,175 |
| 1993 | 2,476,403 | 120,797 | 264,959 | 5,806,060 | 55,104,473 | 161,522 | 195,979 | 5,333,861 | 69,464,054 |
| 1994 | 2,281,226 | 108,302 | 306,359 | 5,210,309 | 52,575,013 | 145,625 | 178,791 | 4,706,561 | 65,512,185 |
| 1995 | 2,877,686 | 116,220 | 304,297 | 6,621,491 | 61,035,168 | 180,802 | 211,124 | 5,565,395 | 76,912,184 |
| 1996 | 2,068,790 | 125,909 | 389,203 | 6,671,115 | 59,099,058 | 178,474 | 190,736 | 7,131,161 | 75,854,446 |
| 1997 | 2,780,053 | 101,314 | 276,681 | 6,521,956 | 57,874,616 | 138,117 | 212,936 | 4,753,291 | 72,658,964 |
| 1998 | 2,625,734 | 120,606 | 381,847 | 5,733,156 | 54,449,995 | 143,433 | 204,546 | 5,006,591 | 68,665,907 |
| 1999 | 2,725,454 | 137,132 | 369,935 | 6,378,472 | 58,211,834 | 184,423 | 219,757 | 7,494,357 | 75,721,364 |
| 2000 | 2,610,894 | 121,410 | 302,665 | 6,100,216 | 51,763,382 | 174,158 | 213,975 | 6,207,867 | 67,494,567 |
| 2001 | 3,285,284 | 146,262 | 328,028 | 5,650,458 | 58,991,087 | 192,167 | 260,017 | 6,474,797 | 75,328,098 |
| 2002 | 3,004,111 | 128,388 | 320,541 | 6,168,328 | 53,950,509 | 187,350 | 239,445 | 5,818,991 | 69,817,662 |
| 2003 | 3,054,458 | 132,208 | 339,960 | 6,533,590 | 56,474,657 | 202,324 | 238,680 | 6,101,855 | 73,077,732 |
| 2004 | 3,241,918 | 168,842 | 342,484 | 7,857,831 | 57,063,569 | 357,201 | 254,252 | 5,855,713 | 75,141,809 |
| 2005 | 3,800,882 | 177,431 | 355,581 | 7,013,406 | 67,642,089 | 691,474 | 251,040 | 6,692,982 | 86,624,885 |
| 2006 | 3,633,089 | 168,554 | 295,502 | 7,504,767 | 64,857,447 | 538,033 | 256,355 | 5,930,737 | 83,184,483 |
| 2007 | 3,418,680 | 159,719 | 334,118 | 7,119,208 | 61,672,307 | 522,792 | 253,386 | 5,869,335 | 79,349,546 |
| 2008 | 3,394,684 | 157,523 | 471,717 | 7,772,452 | 62,695,719 | 549,040 | 261,968 | 5,566,524 | 80,869,628 |
| 2009 | 3,269,550 | 154,359 | 437,320 | 6,915,644 | 60,930,848 | 522,122 | 261,076 | 5,454,278 | 77,945,198 |
| 2010 | 3,621,100 | 232,484 | 507,046 | 8,082,562 | 72,184,973 | 648,296 | 324,986 | 6,472,489 | 92,073,934 |
| 2011 | 4,578,074 | 219,867 | 506,678 | 9,735,104 | 90,593,653 | 741,775 | 357,114 | 6,946,403 | 113,678,668 |
| 2012 | 3,746,780 | 230,999 | 467,806 | 9,792,085 | 83,450,469 | 764,474 | 365,907 | 7,874,381 | 106,692,901 |
| 2013 | 4,242,355 | 233,525 | 519,769 | 10,372,072 | 86,112,942 | 755,491 | 382,316 | 7,406,520 | 110,024,989 |
| 2014 | 4,039,942 | 210,935 | 630,866 | 9,495,889 | 79,703,640 | 684,043 | 372,463 | 6,517,401 | 101,655,179 |
| 2015 | 4,400,922 | 259,798 | 753,863 | 12,014,984 | 94,808,263 | 831,183 | 450,384 | 8,087,936 | 121,607,332 |
| 2016 | 4,917,215 | 316,334 | 484,489 | 13,314,419 | 106,479,349 | 975,590 | 522,108 | 9,513,726 | 136,523,229 |
| 2017 | 5,319,612 | 295,328 | 480,557 | 13,117,007 | 113,938,338 | 1,006,958 | 513,044 | 9,359,661 | 144,030,504 |
| 2018 | 5,352,968 | 316,805 | 589,041 | 13,260,678 | 111,056,830 | 992,939 | 542,313 | 9,714,947 | 141,826,520 |
| 2019 | 5,635,471 | 350,736 | 618,833 | 15,593,012 | 123,254,664 | 1,120,513 | 557,711 | 11,349,541 | 158,480,480 |
| **2020** | **5,623,696** | **367,950** | **631,268** | **17,422,042** | **127,010,467** | **1,181,962** | **641,776** | **11,385,235** | **164,264,396** |
| 2021 | 5,591,345 | 366,015 | 636,077 | 17,515,949 | 126,654,487 | 1,180,601 | 635,838 | 11,321,634 | 163,901,947 |
| 2022 | 5,705,804 | 373,440 | 685,052 | 17,962,626 | 128,607,204 | 1,206,645 | 648,472 | 11,534,765 | 166,724,009 |
| 2023 | 5,577,710 | 365,299 | 689,778 | 17,552,510 | 126,364,845 | 1,181,343 | 632,578 | 11,300,850 | 163,664,912 |
| 2024 | 5,590,840 | 366,259 | 694,462 | 17,574,284 | 126,606,071 | 1,184,241 | 634,282 | 11,324,257 | 163,974,697 |
| 2025 | 5,617,361 | 368,171 | 699,154 | 17,647,107 | 127,150,658 | 1,190,062 | 637,229 | 11,371,145 | 164,680,889 |
| 2026 | 5,528,008 | 362,778 | 704,195 | 17,398,381 | 125,476,434 | 1,173,223 | 626,927 | 11,205,221 | 162,475,167 |
| 2027 | 5,601,355 | 367,183 | 708,913 | 17,603,136 | 127,043,366 | 1,186,839 | 634,376 | 11,342,929 | 164,488,097 |
| 2028 | 5,541,169 | 364,002 | 711,894 | 17,428,961 | 125,805,707 | 1,176,731 | 628,234 | 11,226,679 | 162,883,377 |
| 2029 | 5,459,070 | 358,695 | 717,048 | 17,220,823 | 124,472,676 | 1,160,206 | 617,421 | 11,077,965 | 161,083,904 |
| 2030 | 5,490,215 | 361,631 | 722,283 | 17,280,344 | 124,802,125 | 1,169,036 | 622,937 | 11,125,735 | 161,574,306 |
| 2031 | 5,503,263 | 362,474 | 726,275 | 17,336,783 | 125,334,813 | 1,171,213 | 622,769 | 11,150,216 | 162,207,806 |
| 2032 | 5,594,715 | 368,250 | 731,899 | 17,519,784 | 126,803,642 | 1,189,109 | 635,171 | 11,318,821 | 164,161,390 |
| 2033 | 5,521,198 | 363,640 | 737,253 | 17,379,638 | 125,834,615 | 1,174,648 | 624,087 | 11,184,279 | 162,819,358 |
| 2034 | 5,478,884 | 360,992 | 742,383 | 17,211,180 | 124,887,956 | 1,166,255 | 620,250 | 11,107,107 | 161,575,007 |
| 2035 | 5,787,828 | 380,480 | 747,460 | 18,122,557 | 131,212,057 | 1,226,433 | 653,260 | 11,675,200 | 169,805,275 |
| **TOTAL** | **213,433,598** | **12,387,044** | **26,215,913** | **568,160,668** | **4,554,154,800** | **34,247,191** | **20,684,568** | **416,095,198** | **5,845,378,981** |

[a] Capital charges repaid through bond debt service prior to 2018 exclude bond cover; capital charges for 2019 and after include both bond debt service and bond cover.

## TABLE B-23 Total Transportation and Delta Water Charge for Each Contractor[a] (in dollars)

Sheet 3 of 4

| Calendar Year | SOUTHERN CALIFORNIA AREA | | | | | | | | | |
|---|---|---|---|---|---|---|---|---|---|---|
| | AVEK | Coachella | Crestline | Desert | Littlerock | Mojave | Palmdale | San Bernardino | San Gabriel | San Gorgonio |
| | [20] | [21] | [22] | [23] | [24] | [25] | [26] | [27] | [28] | [29] |
| 1961 | 0 | 0 | 0 | 0 | 0 | 0 | 0 | 0 | 0 | 0 |
| 1962 | 0 | 0 | 0 | 0 | 0 | 0 | 0 | 0 | 0 | 0 |
| 1963 | 34,411 | 0 | 0 | 726 | 0 | 0 | 0 | 51,729 | 0 | 0 |
| 1964 | 64,494 | 19,542 | 4,370 | 38,211 | 1,143 | 31,079 | 8,205 | 82,811 | 34,987 | 21,735 |
| 1965 | 121,484 | 34,348 | 7,194 | 42,701 | 2,082 | 55,096 | 15,222 | 135,069 | 35,344 | 21,866 |
| 1966 | 221,012 | 62,476 | 12,478 | 76,886 | 3,753 | 99,564 | 27,679 | 232,502 | 61,465 | 37,964 |
| 1967 | 427,622 | 121,269 | 23,472 | 148,839 | 7,284 | 193,330 | 54,023 | 433,350 | 115,574 | 71,283 |
| 1968 | 754,401 | 218,649 | 41,509 | 265,168 | 12,870 | 346,391 | 95,466 | 782,163 | 208,927 | 128,915 |
| 1969 | 1,090,136 | 334,105 | 61,226 | 394,024 | 18,693 | 517,627 | 138,063 | 1,205,834 | 321,755 | 198,764 |
| 1970 | 1,420,639 | 470,423 | 89,700 | 552,223 | 25,231 | 716,191 | 184,837 | 1,778,187 | 467,573 | 289,633 |
| 1971 | 1,760,670 | 627,331 | 128,360 | 754,065 | 31,837 | 961,821 | 231,280 | 2,538,219 | 659,414 | 409,327 |
| 1972 | 2,245,455 | 819,635 | 185,868 | 1,035,804 | 43,771 | 1,296,928 | 287,620 | 3,758,473 | 950,297 | 537,186 |
| 1973 | 2,399,531 | 971,770 | 190,992 | 1,264,690 | 46,059 | 1,392,735 | 313,446 | 4,026,451 | 961,024 | 587,963 |
| 1974 | 2,520,870 | 998,399 | 204,074 | 1,305,235 | 48,933 | 1,453,991 | 331,702 | 4,463,660 | 1,104,491 | 611,428 |
| 1975 | 2,739,680 | 1,047,544 | 219,290 | 1,381,319 | 53,242 | 1,543,431 | 355,270 | 4,638,827 | 1,208,046 | 644,621 |
| 1976 | 3,204,880 | 1,106,524 | 232,129 | 1,474,438 | 57,732 | 1,621,425 | 381,276 | 4,838,364 | 1,278,740 | 668,315 |
| 1977 | 3,187,208 | 1,008,676 | 245,111 | 1,317,096 | 54,209 | 1,710,542 | 406,620 | 5,094,241 | 1,336,313 | 696,515 |
| 1978 | 3,635,572 | 1,208,919 | 255,468 | 1,618,071 | 56,805 | 1,759,487 | 420,026 | 5,091,935 | 1,374,033 | 709,040 |
| 1979 | 4,309,554 | 1,295,874 | 267,791 | 1,740,645 | 60,285 | 1,936,796 | 449,757 | 5,136,839 | 1,342,135 | 712,866 |
| 1980 | 4,994,298 | 1,406,781 | 295,350 | 1,941,392 | 67,604 | 2,110,823 | 499,051 | 5,647,604 | 1,485,141 | 862,275 |
| 1981 | 5,824,304 | 1,574,217 | 328,818 | 2,194,094 | 100,752 | 2,436,803 | 603,265 | 6,461,840 | 1,688,324 | 946,961 |
| 1982 | 5,582,860 | 1,657,630 | 346,721 | 2,336,914 | 82,296 | 2,410,514 | 641,991 | 6,752,799 | 1,929,664 | 1,021,329 |
| 1983 | 6,335,170 | 2,181,785 | 380,840 | 3,172,326 | 88,383 | 2,609,692 | 658,613 | 6,964,704 | 1,808,748 | 1,076,279 |
| 1984 | 7,713,111 | 3,287,286 | 497,586 | 4,929,764 | 96,492 | 2,878,570 | 727,821 | 8,053,209 | 2,598,232 | 1,211,621 |
| 1985 | 9,545,818 | 4,122,840 | 601,928 | 6,265,166 | 103,706 | 3,070,747 | 959,657 | 8,893,342 | 2,686,799 | 1,287,789 |
| 1986 | 9,515,134 | 4,584,188 | 647,634 | 7,009,695 | 130,222 | 3,256,017 | 1,223,847 | 9,142,822 | 3,398,540 | 1,344,770 |
| 1987 | 9,550,203 | 4,452,838 | 678,086 | 6,885,936 | 240,873 | 3,312,200 | 1,255,052 | 10,544,337 | 3,398,921 | 1,379,613 |
| 1988 | 9,149,230 | 4,510,360 | 704,411 | 7,052,631 | 158,845 | 3,487,827 | 1,044,206 | 11,095,193 | 3,271,137 | 1,465,829 |
| 1989 | 11,039,912 | 4,218,204 | 691,191 | 6,635,387 | 210,634 | 3,569,788 | 1,746,763 | 10,811,990 | 3,453,679 | 1,505,481 |
| 1990 | 12,432,751 | 4,916,384 | 729,229 | 7,720,886 | 331,172 | 3,804,849 | 1,953,905 | 11,722,946 | 4,221,266 | 1,624,763 |
| 1991 | 9,293,533 | 3,471,782 | 688,867 | 5,335,009 | 221,166 | 4,665,434 | 1,640,084 | 11,104,874 | 3,642,610 | 1,720,878 |
| 1992 | 11,850,715 | 3,626,099 | 612,895 | 5,587,383 | 174,998 | 5,644,260 | 1,532,325 | 11,144,101 | 3,694,099 | 1,779,902 |
| 1993 | 12,264,759 | 3,830,889 | 617,198 | 5,922,476 | 211,904 | 5,536,081 | 1,753,971 | 12,107,175 | 4,042,324 | 1,943,336 |
| 1994 | 14,334,329 | 3,857,907 | 694,421 | 5,963,596 | 278,012 | 6,488,116 | 2,090,724 | 12,731,704 | 4,776,753 | 1,920,217 |
| 1995 | 14,201,115 | 4,680,553 | 661,811 | 7,318,575 | 212,244 | 5,681,282 | 1,952,494 | 12,204,445 | 4,480,933 | 1,982,808 |
| 1996 | 14,628,006 | 7,634,303 | 710,651 | 12,187,480 | 208,356 | 5,779,947 | 2,300,206 | 12,730,931 | 4,599,073 | 1,651,239 |
| 1997 | 15,198,058 | 7,251,237 | 750,419 | 8,515,792 | 207,887 | 6,203,055 | 2,342,198 | 14,400,157 | 4,897,487 | 1,758,607 |
| 1998 | 13,714,014 | 6,324,675 | 717,140 | 7,018,227 | 209,057 | 7,806,326 | 1,946,444 | 14,309,132 | 4,177,167 | 1,947,195 |
| 1999 | 15,620,657 | 5,427,378 | 827,907 | 7,263,387 | 215,899 | 8,478,652 | 2,379,773 | 15,812,151 | 5,154,973 | 2,267,918 |
| 2000 | 14,833,919 | 3,823,491 | 793,089 | 5,621,219 | 186,831 | 8,361,377 | 2,079,411 | 15,466,029 | 4,255,999 | 2,469,082 |
| 2001 | 24,848,284 | 4,861,082 | 995,705 | 7,603,913 | 199,105 | 9,049,799 | 3,987,223 | 21,197,778 | 4,397,025 | 3,151,981 |
| 2002 | 16,403,484 | 4,133,283 | 961,222 | 6,403,149 | 182,302 | 8,226,098 | 3,395,518 | 22,062,779 | 5,804,406 | 4,358,497 |
| 2003 | 17,746,743 | 4,252,442 | 931,249 | 6,597,952 | 187,473 | 9,881,213 | 2,929,359 | 20,437,290 | 5,970,925 | 5,602,119 |
| 2004 | 18,938,603 | 4,938,204 | 1,044,004 | 6,725,098 | 201,554 | 10,164,625 | 3,218,537 | 24,999,305 | 5,474,566 | 5,961,000 |
| 2005 | 19,250,686 | 18,593,268 | 863,710 | 11,611,845 | 190,110 | 9,901,945 | 3,254,128 | 22,946,681 | 5,711,879 | 6,237,634 |
| 2006 | 20,941,990 | 31,742,681 | 854,640 | 11,714,431 | 201,929 | 12,738,822 | 3,210,572 | 22,886,179 | 5,783,805 | 6,740,457 |
| 2007 | 24,158,557 | 30,465,921 | 1,081,115 | 11,087,152 | 200,867 | 16,321,930 | 4,708,041 | 28,694,410 | 4,839,830 | 7,382,432 |
| 2008 | 22,068,813 | 30,190,067 | 1,030,055 | 12,144,144 | 216,520 | 14,930,671 | 4,689,343 | 29,419,708 | 5,918,442 | 9,149,800 |
| 2009 | 20,232,613 | 28,253,986 | 1,025,402 | 10,178,724 | 221,989 | 14,853,369 | 4,477,819 | 29,519,294 | 6,493,962 | 9,327,051 |
| 2010 | 23,940,430 | 38,294,720 | 973,436 | 13,611,306 | 228,010 | 18,014,861 | 3,975,781 | 32,546,036 | 8,190,011 | 10,500,087 |
| 2011 | 30,849,332 | 40,374,811 | 1,057,703 | 14,809,747 | 251,756 | 11,982,967 | 4,068,140 | 30,249,914 | 9,013,929 | 11,367,975 |
| 2012 | 31,181,036 | 46,712,305 | 1,167,378 | 17,141,380 | 267,048 | 13,694,966 | 5,435,851 | 43,641,921 | 9,282,334 | 12,417,514 |
| 2013 | 27,089,201 | 39,505,330 | 1,401,593 | 13,996,705 | 292,177 | 13,971,095 | 4,635,053 | 35,352,708 | 7,626,907 | 13,075,020 |
| 2014 | 22,474,948 | 34,692,904 | 1,487,642 | 11,830,184 | 293,830 | 13,910,542 | 4,716,883 | 35,312,367 | 6,520,541 | 15,496,295 |
| 2015 | 22,653,074 | 39,878,907 | 1,551,572 | 14,002,224 | 321,796 | 16,876,401 | 4,206,851 | 42,124,257 | 8,005,588 | 17,760,394 |
| 2016 | 28,012,724 | 44,309,080 | 1,519,884 | 15,460,429 | 341,692 | 19,470,676 | 4,935,928 | 49,640,672 | 9,640,066 | 21,101,831 |
| 2017 | 35,605,454 | 43,057,896 | 1,398,106 | 15,778,828 | 324,803 | 20,768,422 | 5,240,739 | 52,762,268 | 9,893,140 | 23,350,096 |
| 2018 | 31,646,998 | 60,726,105 | 1,520,900 | 20,613,114 | 351,448 | 16,277,392 | 5,021,381 | 51,251,353 | 10,054,306 | 24,506,120 |
| 2019 | 33,975,944 | 46,629,833 | 1,801,004 | 15,712,748 | 389,445 | 19,884,957 | 6,234,476 | 59,556,729 | 11,003,316 | 25,599,158 |
| **2020** | **40,499,360** | **54,052,528** | **2,143,495** | **19,289,596** | **389,603** | **24,211,727** | **7,136,382** | **58,026,721** | **10,745,838** | **26,595,380** |
| 2021 | 41,023,230 | 55,037,258 | 2,167,978 | 19,452,883 | 388,173 | 24,406,581 | 7,251,050 | 57,908,798 | 10,826,786 | 26,373,068 |
| 2022 | 41,885,600 | 56,646,009 | 2,187,475 | 19,880,327 | 393,243 | 24,561,688 | 7,415,806 | 58,513,057 | 10,985,995 | 26,477,534 |
| 2023 | 41,314,550 | 55,626,408 | 2,167,175 | 19,622,900 | 394,158 | 24,373,899 | 7,293,267 | 58,126,283 | 10,889,507 | 26,439,095 |
| 2024 | 41,096,702 | 55,383,066 | 2,154,689 | 19,528,185 | 394,311 | 24,261,783 | 7,245,024 | 57,981,243 | 10,838,042 | 26,440,614 |
| 2025 | 41,392,055 | 55,727,409 | 2,167,063 | 19,658,634 | 393,631 | 24,384,944 | 7,314,637 | 58,258,744 | 10,902,598 | 26,512,633 |
| 2026 | 40,764,710 | 55,074,658 | 2,139,951 | 19,389,497 | 393,165 | 24,129,421 | 7,179,082 | 57,794,496 | 10,758,404 | 26,459,094 |
| 2027 | 41,487,474 | 55,836,940 | 2,173,576 | 19,701,677 | 395,915 | 24,464,844 | 7,325,445 | 58,474,124 | 10,931,467 | 26,597,810 |
| 2028 | 40,951,292 | 55,361,032 | 2,149,187 | 19,481,879 | 392,910 | 24,211,116 | 7,223,555 | 58,069,930 | 10,805,928 | 26,555,888 |
| 2029 | 40,992,127 | 55,521,857 | 2,155,352 | 19,541,566 | 395,061 | 24,292,886 | 7,222,223 | 58,283,743 | 10,848,231 | 26,617,671 |
| 2030 | 40,671,441 | 55,274,719 | 2,136,978 | 19,400,202 | 389,440 | 24,059,787 | 7,182,056 | 57,983,822 | 10,753,986 | 26,593,734 |
| 2031 | 41,943,382 | 56,585,351 | 2,191,378 | 19,919,124 | 389,153 | 24,557,485 | 7,464,896 | 59,019,375 | 11,028,507 | 26,794,709 |
| 2032 | 40,446,130 | 55,237,538 | 2,131,175 | 19,363,965 | 390,716 | 24,012,295 | 7,127,337 | 58,084,125 | 10,748,592 | 26,660,774 |
| 2033 | 41,954,481 | 56,737,815 | 2,198,324 | 19,954,037 | 390,769 | 24,651,667 | 7,462,180 | 59,251,398 | 11,058,849 | 26,885,387 |
| 2034 | 40,129,228 | 55,165,027 | 2,124,173 | 19,306,527 | 390,433 | 23,986,125 | 7,062,511 | 58,126,829 | 10,726,188 | 26,721,662 |
| 2035 | 44,702,887 | 59,510,727 | 2,311,907 | 21,043,848 | 390,459 | 25,677,174 | 8,075,243 | 61,401,081 | 11,627,475 | 27,299,779 |
| **TOTAL** | **1,391,033,077** | **1,581,577,472** | **72,511,419** | **691,845,397** | **15,396,253** | **774,392,972** | **234,354,611** | **1,862,295,558** | **399,223,356** | **698,625,603** |

[a] Capital charges repaid through bond debt service prior to 2018 exclude bond cover; capital charges for 2019 and after include both bond debt service and bond cover.

## TABLE B-23 Total Transportation and Delta Water Charge for Each Contractor[a] (in dollars)

Sheet 4 of 4

| Calendar Year | SOUTHERN CALIFORNIA AREA (continued) | | | | FEATHER RIVER AREA | | | | South Bay Area Future Contractor | Grand Total |
|---|---|---|---|---|---|---|---|---|---|---|
| | Santa Clarita[b] | Metropolitan | Ventura | Total | Yuba City | Butte | Plumas | Total | | |
| | [30] | [31] | [32] | [33] | [34] | [35] | [36] | [37] | [38] | [39] |
| 1961 | 0 | 0 | 0 | 0 | 0 | 0 | 0 | 0 | 0 | 0 |
| 1962 | 0 | 0 | 0 | 0 | 0 | 0 | 0 | 0 | 3,219 | 79,888 |
| 1963 | 0 | 690,812 | 0 | 777,678 | 0 | 0 | 0 | 0 | 12,626 | 1,622,219 |
| 1964 | 27,447 | 1,260,513 | 9,378 | 1,603,916 | 0 | 0 | 0 | 0 | 13,938 | 2,803,202 |
| 1965 | 53,007 | 2,180,589 | 17,766 | 2,721,767 | 0 | 0 | 405 | 405 | 28,937 | 4,807,069 |
| 1966 | 101,264 | 3,900,172 | 33,426 | 4,870,643 | 0 | 0 | 565 | 565 | 31,321 | 7,401,629 |
| 1967 | 210,814 | 7,693,703 | 68,155 | 9,568,718 | 0 | 0 | 562 | 562 | 47,718 | 13,080,852 |
| 1968 | 492,490 | 15,317,881 | 142,803 | 18,807,634 | 0 | 1,050 | 1,439 | 2,489 | 46,945 | 25,645,282 |
| 1969 | 744,745 | 23,153,064 | 215,209 | 28,393,246 | 0 | 1,225 | 4,120 | 5,345 | 52,963 | 37,096,318 |
| 1970 | 945,293 | 30,617,164 | 273,605 | 37,830,698 | 0 | 3,848 | 17,116 | 20,964 | 69,744 | 48,644,189 |
| 1971 | 1,140,734 | 39,958,997 | 342,425 | 49,544,481 | 0 | 4,546 | 19,187 | 23,733 | 55,532 | 61,899,466 |
| 1972 | 1,387,797 | 54,991,810 | 422,304 | 67,962,948 | 0 | 4,929 | 21,150 | 26,079 | 80,412 | 84,235,492 |
| 1973 | 1,437,156 | 59,591,118 | 435,655 | 73,618,589 | 0 | 7,059 | 21,778 | 28,837 | 54,219 | 89,170,666 |
| 1974 | 1,533,489 | 66,008,399 | 455,565 | 81,040,237 | 0 | 8,336 | 22,408 | 30,744 | 76,783 | 98,154,108 |
| 1975 | 1,626,028 | 71,830,070 | 478,403 | 87,765,771 | 0 | 9,416 | 23,523 | 32,939 | 84,547 | 107,105,898 |
| 1976 | 1,663,439 | 74,907,214 | 475,587 | 91,910,062 | 0 | 7,004 | 23,257 | 30,261 | 106,717 | 113,039,041 |
| 1977 | 1,752,260 | 73,338,457 | 507,063 | 90,654,311 | 0 | 16,917 | 24,059 | 40,976 | 98,618 | 111,667,790 |
| 1978 | 1,886,544 | 81,951,168 | 523,177 | 100,490,244 | 0 | 12,635 | 24,225 | 36,860 | 100,786 | 124,738,495 |
| 1979 | 1,967,541 | 83,601,786 | 526,405 | 103,348,273 | 0 | 16,575 | 28,352 | 44,927 | 119,352 | 130,789,091 |
| 1980 | 2,107,138 | 93,029,351 | 583,628 | 115,030,437 | 0 | 19,834 | 26,562 | 46,396 | 178,812 | 145,235,502 |
| 1981 | 2,577,872 | 112,171,493 | 672,540 | 137,581,282 | 0 | 21,682 | 34,563 | 56,245 | 185,347 | 175,837,313 |
| 1982 | 2,742,189 | 117,143,301 | 727,623 | 143,375,831 | 0 | 16,117 | 43,117 | 59,234 | 173,894 | 184,929,173 |
| 1983 | 2,814,229 | 118,991,007 | 854,263 | 147,936,040 | 0 | 15,202 | 29,410 | 44,612 | 220,926 | 186,594,718 |
| 1984 | 3,893,873 | 156,273,535 | 933,311 | 193,094,411 | 20,590 | 15,442 | 31,795 | 67,827 | 225,959 | 246,083,787 |
| 1985 | 4,361,215 | 194,967,204 | 993,651 | 237,859,861 | 24,050 | 16,976 | 32,405 | 73,431 | 340,322 | 302,006,115 |
| 1986 | 4,997,902 | 218,331,684 | 1,058,276 | 264,640,730 | 31,753 | 18,145 | 33,596 | 83,494 | 279,227 | 334,968,050 |
| 1987 | 4,856,668 | 204,859,482 | 1,056,318 | 252,470,526 | 37,071 | 17,794 | 33,384 | 88,249 | 345,116 | 325,110,304 |
| 1988 | 5,044,615 | 221,667,115 | 1,124,102 | 269,775,501 | 48,058 | 19,117 | 33,605 | 100,780 | 365,207 | 346,928,986 |
| 1989 | 5,054,807 | 230,328,278 | 1,232,379 | 280,498,493 | 61,184 | 20,809 | 37,188 | 119,181 | 422,329 | 361,846,146 |
| 1990 | 5,523,731 | 277,194,766 | 1,855,991 | 334,032,638 | 66,041 | 20,855 | 36,812 | 123,708 | 474,284 | 416,214,960 |
| 1991 | 4,637,495 | 221,887,061 | 1,549,955 | 269,858,747 | 180,212 | 22,526 | 42,200 | 244,938 | 214,683 | 340,332,974 |
| 1992 | 5,826,184 | 245,365,618 | 1,503,480 | 298,342,060 | 208,216 | 26,028 | 43,517 | 277,761 | 443,676 | 385,375,258 |
| 1993 | 5,472,847 | 219,238,180 | 1,551,253 | 274,492,394 | 209,613 | 26,203 | 47,588 | 283,404 | 599,571 | 371,347,055 |
| 1994 | 6,039,306 | 257,365,883 | 1,475,069 | 318,016,037 | 201,284 | 25,161 | 46,079 | 272,524 | 609,966 | 413,455,115 |
| 1995 | 6,414,953 | 225,863,369 | 1,568,401 | 287,222,980 | 216,945 | 27,118 | 50,022 | 294,085 | 534,971 | 395,907,036 |
| 1996 | 6,646,097 | 235,410,311 | 1,622,641 | 306,109,242 | 217,250 | 27,155 | 56,622 | 301,027 | 571,857 | 424,644,791 |
| 1997 | 6,539,751 | 245,453,567 | 1,777,266 | 315,295,480 | 236,300 | 29,847 | 59,915 | 326,062 | 428,638 | 439,555,353 |
| 1998 | 6,162,557 | 227,090,227 | 1,796,534 | 293,218,695 | 128,021 | 29,927 | 36,222 | 194,170 | 465,095 | 417,463,303 |
| 1999 | 6,785,846 | 257,177,969 | 1,881,647 | 329,294,156 | 254,675 | 31,834 | 40,585 | 327,094 | 584,116 | 466,981,053 |
| 2000 | 10,273,978 | 252,908,188 | 1,968,120 | 323,040,733 | 262,163 | 79,001 | 43,704 | 384,868 | 0 | 453,666,259 |
| 2001 | 15,880,151 | 441,710,358 | 2,260,648 | 540,143,051 | 261,699 | 93,471 | 45,056 | 400,226 | 0 | 688,508,038 |
| 2002 | 13,171,700 | 333,573,284 | 2,305,096 | 420,980,818 | 266,107 | 95,018 | 47,297 | 408,422 | 0 | 568,757,990 |
| 2003 | 14,225,488 | 361,640,701 | 2,321,867 | 452,724,820 | 262,547 | 93,638 | 68,989 | 425,174 | 0 | 599,759,324 |
| 2004 | 15,508,367 | 413,357,269 | 2,609,212 | 513,140,345 | 284,387 | 102,404 | 29,286 | 416,077 | 0 | 662,174,639 |
| 2005 | 14,462,290 | 384,539,517 | 2,082,380 | 499,646,072 | 280,033 | 727,066 | 28,810 | 1,035,909 | 0 | 660,592,688 |
| 2006 | 13,769,616 | 360,150,454 | 2,047,708 | 492,783,284 | 292,991 | 43,185 | 38,618 | 374,794 | 0 | 649,326,592 |
| 2007 | 16,799,077 | 438,766,347 | 2,532,968 | 587,038,648 | 291,100 | 40,957 | 46,072 | 378,129 | 0 | 743,282,565 |
| 2008 | 19,111,238 | 412,361,495 | 2,998,166 | 564,228,462 | 306,916 | 804,536 | 86,522 | 1,197,974 | 0 | 728,105,982 |
| 2009 | 17,197,408 | 382,673,374 | 2,869,843 | 527,324,834 | 328,896 | 855,850 | 90,625 | 1,275,371 | 0 | 686,389,317 |
| 2010 | 17,545,145 | 441,535,471 | 3,045,936 | 612,401,230 | 400,358 | 1,064,565 | 108,873 | 1,573,796 | 0 | 794,862,825 |
| 2011 | 17,669,283 | 492,878,609 | 3,127,562 | 667,701,727 | 451,483 | 1,197,315 | 121,980 | 1,770,778 | 0 | 879,464,535 |
| 2012 | 19,413,758 | 480,048,886 | 3,397,702 | 683,802,081 | 460,139 | 1,318,107 | 130,850 | 1,909,096 | 0 | 893,188,955 |
| 2013 | 22,478,506 | 477,803,141 | 3,411,518 | 660,638,953 | 483,119 | 1,383,934 | 141,268 | 2,008,321 | 0 | 877,483,208 |
| 2014 | 21,072,269 | 425,643,076 | 2,923,077 | 596,374,557 | 473,134 | 1,355,332 | 140,895 | 1,969,361 | 0 | 802,523,045 |
| 2015 | 21,729,715 | 472,646,118 | 3,301,049 | 665,057,947 | 614,794 | 1,761,128 | 185,768 | 2,561,690 | 0 | 901,498,501 |
| 2016 | 21,701,084 | 539,688,442 | 3,834,448 | 759,656,954 | 727,229 | 2,083,208 | 228,712 | 3,039,149 | 0 | 1,026,865,950 |
| 2017 | 23,754,731 | 584,880,135 | 5,474,400 | 822,289,017 | 741,588 | 2,124,343 | 214,861 | 3,080,792 | 0 | 1,094,629,786 |
| 2018 | 24,094,085 | 502,662,863 | 3,512,144 | 752,238,209 | 744,687 | 2,133,220 | 277,421 | 3,155,328 | 0 | 1,031,712,172 |
| 2019 | 26,625,013 | 616,938,639 | 8,457,945 | 872,809,207 | 800,901 | 2,294,248 | 241,233 | 3,336,382 | 0 | 1,167,703,434 |
| **2020** | **29,127,306** | **620,562,955** | **5,971,003** | **898,751,895** | **855,893** | **2,451,775** | **249,824** | **3,557,492** | **0** | **1,202,579,834** |
| 2021 | 29,538,825 | 628,003,975 | 6,083,877 | 908,462,482 | 858,591 | 2,459,504 | 249,884 | 3,567,979 | 0 | 1,213,417,490 |
| 2022 | 29,739,633 | 638,709,244 | 6,137,001 | 923,532,612 | 857,387 | 2,456,055 | 248,097 | 3,561,539 | 0 | 1,234,167,500 |
| 2023 | 29,487,481 | 631,685,172 | 6,097,079 | 913,516,974 | 858,591 | 2,459,505 | 248,588 | 3,566,684 | 0 | 1,220,440,576 |
| 2024 | 29,267,836 | 627,180,123 | 6,046,261 | 907,817,879 | 856,950 | 2,454,804 | 247,986 | 3,559,740 | 0 | 1,215,344,229 |
| 2025 | 29,504,192 | 631,221,482 | 6,094,622 | 913,532,643 | 853,811 | 2,445,812 | 246,808 | 3,546,431 | 0 | 1,221,983,204 |
| 2026 | 29,117,526 | 622,670,063 | 6,009,069 | 901,879,137 | 850,751 | 2,437,044 | 245,661 | 3,533,456 | 0 | 1,207,672,552 |
| 2027 | 29,562,034 | 632,444,005 | 6,103,834 | 915,499,144 | 853,991 | 2,446,325 | 246,932 | 3,547,248 | 0 | 1,224,362,771 |
| 2028 | 29,227,427 | 624,687,706 | 6,030,007 | 905,147,856 | 845,700 | 2,422,577 | 243,779 | 3,512,056 | 0 | 1,211,660,768 |
| 2029 | 29,218,969 | 625,481,052 | 6,027,855 | 906,598,591 | 847,797 | 2,428,583 | 244,613 | 3,520,993 | 0 | 1,211,342,233 |
| 2030 | 28,952,574 | 618,940,280 | 5,967,117 | 898,306,134 | 834,467 | 2,390,399 | 239,526 | 3,464,392 | 0 | 1,202,901,607 |
| 2031 | 29,506,718 | 632,051,564 | 6,091,072 | 917,542,715 | 834,413 | 2,390,244 | 239,534 | 3,464,191 | 0 | 1,223,093,194 |
| 2032 | 28,774,318 | 615,994,297 | 5,918,806 | 894,890,067 | 834,464 | 2,390,390 | 239,585 | 3,464,439 | 0 | 1,203,523,648 |
| 2033 | 29,521,013 | 632,287,207 | 6,088,261 | 918,441,388 | 834,404 | 2,390,219 | 239,592 | 3,464,215 | 0 | 1,225,284,250 |
| 2034 | 28,634,766 | 613,377,689 | 5,885,397 | 891,636,554 | 834,399 | 2,390,203 | 239,621 | 3,464,223 | 0 | 1,197,348,167 |
| 2035 | 30,804,024 | 663,097,056 | 6,377,474 | 962,319,133 | 834,332 | 2,390,012 | 239,626 | 3,463,970 | 0 | 1,278,063,464 |
| **TOTAL** | **951,936,865** | **23,645,602,551** | **192,155,778** | **32,510,950,911** | **24,421,475** | **58,995,289** | **7,253,831** | **90,670,595** | **8,748,370** | **43,146,478,980** |

[a] Capital charges repaid through bond debt service prior to 2018 exclude bond cover; capital charges for 2019 and after include both bond debt service and bond cover.

[b] Castaic Lake Water Agency's SWP Water Supply Contract was transferred to Santa Clarita Valley Water Agency effective November 2, 2018.

**TABLE B-24 Equivalent Unit Charge for Water Supply for Each Contractor[a] (in dollars per acre-foot)**

| Project Service Area and SWP Water Contractor | Transportation Charge | | | | | Delta Water Charge | Water System Revenue Bond Surcharge | Total Equivalent Unit Charge |
|---|---|---|---|---|---|---|---|---|
| | Capital Cost Component | Minimum OMP&R Component | Off-Aqueduct Component | Variable OMP&R Component | Total | | | |
| | [1] | [2] | [3] | [4] | [5] | [6] | [7] | [8] |
| FEATHER RIVER AREA | | | | | | | | |
| Yuba City | 0.00 | 0.00 | 0.00 | 0.00 | 0.00 | 160.50 | 14.65 | 175.15 |
| Butte | 0.00 | 0.00 | 0.00 | 0.00 | 0.00 | 599.95 | 43.52 | 643.48 |
| Plumas | 45.13 | 6.32 | 0.00 | 0.00 | 51.45 | 95.27 | 11.21 | 157.93 |
| Feather River Area | 9.58 | 1.34 | 0.00 | 0.00 | 10.92 | 264.87 | 21.69 | 297.48 |
| NORTH BAY AREA | | | | | | | | |
| Napa | 180.50 | 83.61 | 4.90 | 13.71 | 282.72 | 48.07 | 16.51 | 347.30 |
| Solano | 106.23 | 70.29 | 5.30 | 7.85 | 189.66 | 53.33 | 13.05 | 256.04 |
| North Bay Area | 133.63 | 75.20 | 5.15 | 10.01 | 223.99 | 51.39 | 14.32 | 289.71 |
| SOUTH BAY AREA | | | | | | | | |
| Alameda-Zone 7 | 49.81 | 66.03 | 9.14 | 20.56 | 145.54 | 48.81 | 9.17 | 203.51 |
| Alameda County | 31.04 | 35.24 | 7.46 | 13.19 | 86.94 | 33.24 | 4.90 | 125.08 |
| Santa Clara | 25.11 | 25.88 | 6.55 | 11.17 | 68.71 | 21.31 | 3.30 | 93.31 |
| South Bay Area | 30.12 | 33.98 | 7.12 | 13.03 | 84.26 | 27.75 | 4.52 | 116.53 |
| SAN JOAQUIN VALLEY AREA | | | | | | | | |
| Kings | 6.62 | 9.57 | 3.83 | 8.09 | 28.10 | 40.23 | 3.86 | 72.19 |
| Dudley Ridge | 5.64 | 5.91 | 3.32 | 4.91 | 19.79 | 21.58 | 2.17 | 43.53 |
| Empire | 2.46 | 5.62 | 2.54 | 4.54 | 15.16 | 24.66 | 1.80 | 41.62 |
| Kern | 10.19 | 11.64 | 5.07 | 6.86 | 33.75 | 27.27 | 2.84 | 63.86 |
| Oak Flat | 2.33 | 3.16 | 2.05 | 3.01 | 10.54 | 23.54 | 1.82 | 35.90 |
| Tulare | 5.88 | 6.12 | 3.26 | 4.74 | 19.99 | 22.85 | 2.24 | 45.09 |
| San Joaquin Valley Area | 9.43 | 10.70 | 4.76 | 6.52 | 31.42 | 26.54 | 2.74 | 60.70 |
| CENTRAL COASTAL AREA | | | | | | | | |
| San Luis Obispo | 480.57 | 330.50 | 15.32 | 117.75 | 944.14 | 247.59 | 55.31 | 1,247.04 |
| Santa Barbara | 1118.61 | 328.22 | 20.29 | 98.02 | 1,565.13 | 110.15 | 76.01 | 1,751.30 |
| Central Coastal Area | 994.44 | 328.66 | 19.33 | 101.86 | 1,444.28 | 136.90 | 71.98 | 1,653.17 |
| SOUTHERN CALIFORNIA AREA | | | | | | | | |
| AVEK | 59.02 | 59.69 | 33.36 | 65.71 | 217.78 | 59.24 | 9.71 | 286.73 |
| Coachella | 87.61 | 102.52 | 44.41 | 76.10 | 310.64 | 58.29 | 11.30 | 380.24 |
| Crestline | 169.77 | 163.06 | 36.28 | 77.32 | 446.43 | 89.79 | 21.00 | 557.22 |
| Desert | 55.02 | 58.50 | 53.29 | 43.21 | 210.02 | 35.76 | 7.30 | 253.08 |
| Littlerock | 134.23 | 135.34 | 41.09 | 24.29 | 334.95 | 130.31 | 21.23 | 486.49 |
| Mojave | 233.86 | 262.08 | 39.47 | 125.24 | 660.65 | 195.34 | 40.16 | 896.14 |
| Palmdale | 62.56 | 66.82 | 40.62 | 100.34 | 270.34 | 70.50 | 10.55 | 351.39 |
| San Bernardino | 292.93 | 232.15 | 31.30 | 79.14 | 635.52 | 100.11 | 25.04 | 760.67 |
| San Gabriel | 125.14 | 123.49 | 48.24 | 49.29 | 346.16 | 63.03 | 15.05 | 424.24 |
| San Gorgonio | 1722.37 | 695.06 | 35.48 | 226.37 | 2,679.28 | 170.05 | 41.79 | 2,891.13 |
| Santa Clarita[b] | 63.56 | 65.07 | 25.89 | 43.33 | 197.84 | 52.12 | 12.48 | 262.44 |
| Metropolitan | 93.22 | 79.91 | 39.75 | 43.16 | 256.04 | 52.13 | 11.63 | 319.80 |
| Ventura | 300.05 | 259.99 | 22.15 | 131.19 | 713.38 | 188.02 | 41.37 | 942.77 |
| Southern California Area | 98.46 | 85.35 | 39.35 | 47.67 | 270.83 | 55.21 | 12.12 | 338.16 |
| ALL AREAS | 56.55 | 48.12 | 20.57 | 25.98 | 151.22 | 40.47 | 7.53 | 199.22 |

[a] Hypothetical charges, which, if assessed on all Table A water delivered to date, all surplus water delivered prior to May 1, 1973, and all Table A water estimated to be delivered during the remainder of the project repayment period (Table B-5B), would provide a sum at the end of the period financially equivalent to all Transportation Charge and Delta Water Charge payments required under a water supply contract, considering interest at the Project Interest Rate, 4.610 percent per annum.

[b] Castaic Lake Water Agency's SWP Water Supply Contract was transferred to Santa Clarita Valley Water Agency effective November 2, 2018.

**TABLE B-25 Equivalent Unit Transportation Costs of Water Delivered from or through Each Aqueduct Reach[a] (in dollars per acre-foot)**

| Aqueduct Reach | Unit Cost of Reach[b] | | | | | | Cumulative Unit Costs from the Delta | | | | | |
|---|---|---|---|---|---|---|---|---|---|---|---|---|
| | Capital Costs | Water System Revenue Bond Surcharge[c] | Minimum OMP&R | Off-Aqueduct Costs | Variable OMP&R | Total | Capital Costs | Water System Revenue Bond Surcharge[c] | Minimum OMP&R | Off-Aqueduct Costs | Variable OMP&R | Total |
| | [1] | [2] | [3] | [4] | [5] | [6] | [7] | [8] | [9] | [10] | [11] | [12] |
| **NBA** | | | | | | | | | | | | |
| 1 | 45.99 | 13.26 | 17.48 | 2.51 | 1.41 | 80.65 | 45.99 | 13.26 | 17.48 | 2.51 | 1.41 | 80.65 |
| 2 | 48.94 | 14.11 | 7.64 | 0.00 | 0.00 | 70.69 | 94.93 | 27.37 | 25.12 | 2.51 | 1.41 | 151.34 |
| 3A | 8.72 | 2.51 | 15.19 | 5.68 | 2.28 | 34.38 | 103.65 | 29.88 | 40.31 | 8.19 | 3.69 | 185.72 |
| 3B | 56.12 | 16.18 | 34.34 | 3.84 | 5.06 | 115.54 | 151.05 | 43.55 | 59.46 | 6.35 | 6.47 | 266.88 |
| **SBA** | | | | | | | | | | | | |
| 1 | 8.04 | 2.32 | 20.49 | 5.63 | 5.27 | 41.75 | 10.29 | 2.97 | 24.52 | 8.36 | 7.74 | 53.88 |
| 2 | 0.76 | 0.22 | 2.31 | 0.00 | 0.00 | 3.29 | 11.05 | 3.19 | 26.83 | 8.36 | 7.74 | 57.17 |
| 4 | 2.53 | 0.73 | 3.95 | 0.00 | 0.00 | 7.21 | 13.58 | 3.92 | 30.78 | 8.36 | 7.74 | 64.38 |
| 5 | 5.31 | 1.53 | 3.09 | 0.00 | 0.00 | 9.93 | 18.89 | 5.45 | 33.87 | 8.36 | 7.74 | 74.31 |
| 6 | 0.31 | 0.09 | 0.33 | 0.00 | 0.00 | 0.73 | 19.20 | 5.54 | 34.20 | 8.36 | 7.74 | 75.04 |
| 7 | 2.35 | 0.68 | 0.60 | 0.00 | 0.00 | 3.63 | 21.55 | 6.22 | 34.80 | 8.36 | 7.74 | 78.67 |
| 8 | 3.19 | 0.92 | 0.99 | 0.00 | 0.00 | 5.10 | 24.74 | 7.14 | 35.79 | 8.36 | 7.74 | 83.77 |
| 9 | 6.59 | 1.90 | 3.72 | 0.00 | 0.00 | 12.21 | 31.33 | 9.04 | 39.51 | 8.36 | 7.74 | 95.98 |
| **CA** | | | | | | | | | | | | |
| 1 | 2.25 | 0.65 | 4.03 | 2.73 | 2.47 | 12.13 | 2.25 | 0.65 | 4.03 | 2.73 | 2.47 | 12.13 |
| 2A | 1.43 | 0.41 | 0.80 | 0.00 | 0.00 | 2.64 | 3.68 | 1.06 | 4.83 | 2.73 | 2.47 | 14.77 |
| 2B | 0.73 | 0.21 | 0.40 | 0.00 | 0.00 | 1.34 | 4.41 | 1.27 | 5.23 | 2.73 | 2.47 | 16.11 |
| 3 | 0.64 | 0.18 | 0.30 | 0.00 | 0.00 | 1.12 | 5.05 | 1.45 | 5.53 | 2.73 | 2.47 | 17.23 |
| 4 | 1.02 | 0.29 | 2.00 | 1.30 | 1.11 | 5.72 | 6.07 | 1.74 | 7.53 | 4.03 | 3.58 | 22.95 |
| 5 | 0.78 | 0.22 | 0.40 | 0.00 | 0.00 | 1.40 | 6.85 | 1.96 | 7.93 | 4.03 | 3.58 | 24.35 |
| 6 | 0.20 | 0.06 | 0.20 | 0.00 | 0.00 | 0.46 | 7.05 | 2.02 | 8.13 | 4.03 | 3.58 | 24.81 |
| 7 | 1.17 | 0.34 | 0.48 | 0.00 | 0.00 | 1.99 | 8.22 | 2.36 | 8.61 | 4.03 | 3.58 | 26.80 |
| 8C | 0.02 | 0.01 | 0.09 | 0.00 | 0.00 | 0.12 | 8.24 | 2.37 | 8.70 | 4.03 | 3.58 | 26.92 |
| 8D | 0.45 | 0.13 | 0.38 | 0.00 | 0.00 | 0.96 | 8.69 | 2.50 | 9.08 | 4.03 | 3.58 | 27.88 |
| 9 | 0.38 | 0.11 | 0.35 | 0.00 | 0.00 | 0.84 | 9.07 | 2.61 | 9.43 | 4.03 | 3.58 | 28.72 |
| 10A | 0.40 | 0.12 | 0.47 | 0.00 | 0.00 | 0.99 | 9.47 | 2.73 | 9.90 | 4.03 | 3.58 | 29.71 |
| 11B | 0.59 | 0.17 | 0.30 | 0.00 | 0.00 | 1.06 | 10.06 | 2.90 | 10.20 | 4.03 | 3.58 | 30.77 |
| 12D | 0.56 | 0.16 | 0.27 | 0.00 | 0.00 | 0.99 | 10.62 | 3.06 | 10.47 | 4.03 | 3.58 | 31.76 |
| 12E | 0.39 | 0.11 | 0.45 | 0.00 | 0.00 | 0.95 | 11.01 | 3.17 | 10.92 | 4.03 | 3.58 | 32.71 |
| 13B | 0.84 | 0.24 | 0.53 | 0.00 | 0.00 | 1.61 | 11.85 | 3.41 | 11.45 | 4.03 | 3.58 | 34.32 |
| 14A | 3.24 | 0.93 | 4.05 | 2.31 | 2.10 | 12.63 | 15.09 | 4.34 | 15.50 | 6.34 | 5.68 | 46.95 |
| 14B | 0.51 | 0.15 | 0.50 | 0.00 | 0.00 | 1.16 | 15.60 | 4.49 | 16.00 | 6.34 | 5.68 | 48.11 |
| 14C | 0.43 | 0.12 | 0.37 | 0.00 | 0.00 | 0.92 | 16.03 | 4.61 | 16.37 | 6.34 | 5.68 | 49.03 |
| 15A | 2.40 | 0.69 | 4.22 | 2.82 | 2.28 | 12.41 | 18.43 | 5.30 | 20.59 | 9.16 | 7.96 | 61.44 |
| 16A | 3.97 | 1.14 | 6.53 | 6.11 | 5.32 | 23.07 | 22.40 | 6.44 | 27.12 | 15.27 | 13.28 | 84.51 |
| 17E | 13.40 | 3.86 | 18.34 | 21.37 | 19.63 | 76.60 | 35.80 | 10.30 | 45.46 | 36.64 | 32.91 | 161.11 |
| 17F | 3.47 | 1.00 | 0.23 | 0.00 | 0.00 | 4.70 | 39.27 | 11.30 | 45.69 | 36.64 | 32.91 | 165.81 |
| 18A | 3.12 | 0.90 | 2.20 | 0.00 | -2.06 | 4.16 | 42.39 | 12.20 | 47.89 | 36.64 | 30.85 | 169.97 |
| 19 | 2.30 | 0.66 | 1.33 | 0.00 | 0.00 | 4.29 | 44.69 | 12.86 | 49.22 | 36.64 | 30.85 | 174.26 |
| 19C | 2.51 | 0.72 | 0.00 | 0.00 | 0.00 | 3.23 | 47.20 | 13.58 | 49.22 | 36.64 | 30.85 | 177.49 |
| 20A | 1.83 | 0.53 | 2.20 | 0.00 | 0.00 | 4.56 | 49.03 | 14.11 | 51.42 | 36.64 | 30.85 | 182.05 |
| 20B | 2.22 | 0.64 | 1.45 | 0.00 | 0.00 | 4.31 | 51.25 | 14.75 | 52.87 | 0.00 | 30.85 | 149.72 |
| 21 | 1.12 | 0.32 | 1.01 | 0.00 | 0.00 | 2.45 | 52.37 | 15.07 | 53.88 | 0.00 | 30.85 | 152.17 |
| 22A | 1.17 | 0.34 | 0.53 | 0.00 | 0.00 | 2.04 | 53.54 | 15.41 | 54.41 | 0.00 | 30.85 | 154.21 |
| 22B | 11.49 | 3.31 | 14.20 | 6.45 | 6.48 | 41.93 | 65.03 | 18.72 | 68.61 | 6.45 | 37.33 | 196.14 |
| 23 | 3.16 | 0.91 | 0.98 | 0.00 | -2.63 | 2.42 | 68.19 | 19.63 | 69.59 | 6.45 | 34.70 | 198.56 |
| 24 | 6.12 | 1.76 | 2.75 | 0.00 | 0.00 | 10.63 | 74.31 | 21.39 | 72.34 | 6.45 | 34.70 | 209.19 |
| 25 | 4.47 | 1.29 | 0.16 | 0.00 | 0.00 | 5.92 | 78.78 | 22.68 | 72.50 | 6.45 | 34.70 | 215.11 |
| 26A | 4.88 | 1.41 | 9.20 | 0.00 | -17.95 | (2.46) | 83.66 | 24.09 | 81.70 | 6.45 | 16.75 | 212.65 |
| 28G | 9.09 | 2.62 | 3.48 | 0.00 | 0.00 | 15.19 | 92.75 | 26.71 | 85.18 | 6.45 | 16.75 | 227.84 |
| 28H | 8.75 | 2.52 | 3.65 | 0.00 | 0.00 | 14.92 | 101.50 | 29.23 | 88.83 | 6.45 | 16.75 | 242.76 |
| 28J | 98.11 | 28.29 | 50.73 | 0.00 | 0.00 | 177.13 | 199.61 | 57.52 | 139.56 | 6.45 | 16.75 | 419.89 |
| **EBX** | | | | | | | | | | | | |
| 1 | N/A | 0.00 | 0.18 | 0.00 | 0.00 | 0.18 | N/A | 24.09 | 81.88 | 6.45 | 16.75 | 129.17 |
| 2A | N/A | 0.00 | 1.42 | 0.00 | 0.00 | 1.42 | N/A | 24.09 | 83.30 | 6.45 | 16.75 | 130.59 |
| 2B | N/A | 0.00 | 59.69 | 10.84 | 15.01 | 85.54 | N/A | 24.09 | 142.99 | 17.29 | 31.76 | 216.13 |
| 2C | N/A | 0.00 | 4.81 | 0.00 | 0.00 | 4.81 | N/A | 24.09 | 147.80 | 17.29 | 31.76 | 220.94 |
| 2D | N/A | 0.00 | 7.14 | 0.00 | 0.00 | 7.14 | N/A | 24.09 | 154.93 | 17.29 | 31.76 | 228.07 |
| 2E | N/A | 0.00 | 41.65 | 0.37 | 20.43 | 62.46 | N/A | 24.09 | 196.59 | 17.66 | 52.19 | 290.53 |
| 3A | N/A | 0.00 | 187.29 | 8.40 | 34.63 | 230.32 | N/A | 24.09 | 383.88 | 26.06 | 86.82 | 520.85 |
| 3B | N/A | 0.00 | 60.90 | 0.00 | 0.00 | 60.90 | N/A | 24.09 | 444.78 | 26.06 | 86.82 | 581.76 |
| 3C | N/A | 0.00 | 42.31 | 0.00 | 0.00 | 42.31 | N/A | 24.09 | 487.09 | 26.06 | 86.82 | 624.06 |
| 3E | N/A | 0.00 | 3.86 | 0.00 | 0.00 | 3.86 | N/A | 24.09 | 490.95 | 26.06 | 86.82 | 627.92 |
| 4A | N/A | 0.00 | 5.85 | 0.00 | 0.00 | 5.85 | N/A | 24.09 | 496.80 | 26.06 | 86.82 | 633.78 |
| 4B | N/A | 0.00 | 48.09 | 1.01 | 6.47 | 55.57 | N/A | 24.09 | 544.89 | 27.07 | 93.30 | 689.34 |
| **WB** | | | | | | | | | | | | |
| 29A | 4.55 | 1.31 | 10.53 | 2.82 | 2.31 | 21.52 | 43.82 | 12.61 | 56.22 | 39.46 | 35.22 | 187.33 |
| 29F | 3.32 | 0.96 | 1.26 | 0.00 | 0.00 | 5.54 | 47.14 | 13.57 | 57.48 | 39.46 | 35.22 | 192.87 |
| 29G | 11.03 | 3.18 | 5.99 | 0.00 | -8.30 | 11.90 | 58.17 | 16.75 | 63.47 | 39.46 | 26.92 | 204.77 |
| 29H | 6.87 | 1.98 | 5.68 | 0.00 | 0.00 | 14.53 | 65.04 | 18.73 | 69.15 | 39.46 | 26.92 | 219.30 |
| 29J | 11.51 | 3.32 | 1.63 | 0.00 | -15.52 | 0.94 | 76.55 | 22.05 | 70.78 | 39.46 | 11.40 | 220.24 |
| 30 | 18.47 | 5.33 | 5.10 | 0.00 | 0.00 | 28.90 | 95.02 | 27.38 | 75.88 | 39.46 | 11.40 | 249.14 |
| **CB** | | | | | | | | | | | | |
| 31A | 8.36 | 2.41 | 24.05 | 2.10 | 1.98 | 38.90 | 17.05 | 4.91 | 33.13 | 6.13 | 5.56 | 66.78 |
| 33A | 312.23 | 90.03 | 45.36 | 15.12 | 25.93 | 488.67 | 329.28 | 94.94 | 78.49 | 21.25 | 31.49 | 555.45 |
| 34 | 223.08 | 64.32 | 1.26 | 0.00 | 0.00 | 288.66 | 552.36 | 159.26 | 79.75 | 21.25 | 31.49 | 844.11 |
| 35 | 0.00 | 0.00 | 0.00 | 0.00 | 0.00 | 0.00 | 552.36 | 159.26 | 79.75 | 21.25 | 31.49 | 844.11 |

[a] Representative of transportation unit costs only; does not include a unit cost of conservation. The Delta Water Rate should be added to these values in order to approximate unit costs at canalside. Includes surplus water prior to May 1, 1973.

[b] Hypothetical charges which, if assessed on all Table A water delivered to date, all surplus water delivered prior to May 1, 1973, and all Table A water estimated to be delivered during the remainder of the project repayment period (Table B-5B), would provide a sum at the end of the period financially equivalent to all Transportation Charges required under the water supply contract considering interest rate at the Project Interest Rate of 4.610 percent per annum.

[c] The Water System Revenue Bond (WSRB) Surcharge equivalent unit rate is calculated by multiplying Column 1 by the ratio of the 2020 WSRB surcharge to the sum of the Transportation Capital and the Capital component of the Delta Water Charge.

**TABLE B-26 Capital Costs of Each Aqueduct Reach to be Reimbursed through the Capital Cost Component of the East Branch Enlargement Transportation Charge Phase 1 and Phase 2 (in dollars)**

Sheet 1 of 2

| Calendar Year | CALIFORNIA AQUEDUCT | | | | | | | |
|---|---|---|---|---|---|---|---|---|
| | MOJAVE DIVISION | | | | | | | |
| | Reach 18A | Reach 19 | Reach 20A | Reach 20B | Reach 21 | Reach 22A | Reach 22B | Reach 23B |
| | [1] | [2] | [3] | [4] | [5] | [6] | [7] | [8] |
| 1952 | 0 | 0 | 0 | 0 | 0 | 0 | 0 | 0 |
| 1953 | 0 | 0 | 0 | 0 | 0 | 0 | 0 | 0 |
| 1954 | 0 | 0 | 0 | 0 | 0 | 0 | 0 | 0 |
| 1955 | 0 | 0 | 0 | 0 | 0 | 0 | 0 | 0 |
| 1956 | 0 | 0 | 0 | 0 | 0 | 0 | 0 | 0 |
| 1957 | 0 | 0 | 0 | 0 | 0 | 0 | 0 | 0 |
| 1958 | 0 | 0 | 0 | 0 | 0 | 0 | 0 | 0 |
| 1959 | 0 | 0 | 0 | 0 | 0 | 0 | 0 | 0 |
| 1960 | 0 | 0 | 0 | 0 | 0 | 0 | 0 | 0 |
| 1961 | 0 | 0 | 0 | 0 | 0 | 0 | 0 | 0 |
| 1962 | 0 | 0 | 0 | 0 | 0 | 0 | 0 | 0 |
| 1963 | 0 | 0 | 0 | 0 | 0 | 0 | 0 | 0 |
| 1964 | 0 | 0 | 0 | 0 | 0 | 0 | 0 | 0 |
| 1965 | 0 | 0 | 0 | 0 | 0 | 0 | 0 | 0 |
| 1966 | 0 | 0 | 0 | 0 | 0 | 0 | 0 | 0 |
| 1967 | 0 | 0 | 0 | 0 | 0 | 0 | 0 | 0 |
| 1968 | 0 | 0 | 0 | 0 | 0 | 0 | 0 | 0 |
| 1969 | 0 | 0 | 0 | 0 | 0 | 0 | 0 | 0 |
| 1970 | 0 | 0 | 0 | 0 | 0 | 0 | 0 | 0 |
| 1971 | 0 | 0 | 0 | 0 | 0 | 0 | 0 | 0 |
| 1972 | 0 | 0 | 0 | 0 | 0 | 0 | 0 | 0 |
| 1973 | 0 | 0 | 0 | 0 | 0 | 0 | 0 | 0 |
| 1974 | 0 | 0 | 0 | 0 | 0 | 0 | 0 | 0 |
| 1975 | 0 | 0 | 0 | 0 | 0 | 0 | 0 | 0 |
| 1976 | 0 | 0 | 0 | 0 | 0 | 0 | 0 | 0 |
| 1977 | 0 | 0 | 0 | 0 | 0 | 0 | 0 | 0 |
| 1978 | 0 | 0 | 0 | 0 | 0 | 0 | 0 | 0 |
| 1979 | 117,000 | 0 | 0 | 0 | 0 | 0 | 0 | 0 |
| 1980 | 200,000 | 0 | 0 | 0 | 0 | 0 | 0 | 74,000 |
| 1981 | 135,000 | 0 | 0 | 0 | 0 | 0 | 0 | 385,000 |
| 1982 | 1,503,000 | 0 | 0 | 0 | 0 | 0 | 0 | 1,586,000 |
| 1983 | 2,260,000 | 0 | 0 | 0 | 0 | 0 | 0 | 2,965,000 |
| 1984 | 735,000 | 0 | 0 | 0 | 0 | 0 | 796,000 | 1,380,000 |
| 1985 | 93,000 | 435,000 | 75,000 | 544,000 | 859,000 | 703,000 | 970,000 | 146,000 |
| 1986 | 784,000 | 4,477,000 | 3,144,000 | 2,234,000 | 1,569,000 | 1,203,000 | 1,808,000 | 34,000 |
| 1987 | 11,000 | 951,000 | 1,076,000 | 666,000 | 399,000 | 47,000 | 16,421,000 | 43,000 |
| 1988 | 1,000 | 125,000 | 1,681,000 | 1,730,000 | 2,024,000 | 40,000 | 13,326,000 | 70,000 |
| 1989 | 0 | 206,000 | 2,089,000 | 2,174,000 | 2,510,000 | 61,000 | 11,242,000 | 229,000 |
| 1990 | 1,000 | 577,000 | 903,000 | 735,000 | 928,000 | 194,000 | 20,131,000 | 887,000 |
| 1991 | 1,000 | 280,000 | 413,000 | 333,000 | 422,000 | 93,000 | 20,702,000 | 1,215,000 |
| 1992 | 0 | 40,000 | 41,000 | 39,000 | 35,000 | 13,000 | 9,599,000 | 3,719,000 |
| 1993 | 0 | 19,000 | 16,000 | 19,000 | 12,000 | 6,000 | 2,319,000 | 19,654,000 |
| 1994 | 0 | 2,000 | 3,000 | 2,000 | 4,000 | 3,000 | 803,000 | 3,173,000 |
| 1995 | 0 | 0 | 0 | 0 | 0 | 0 | 223,000 | 1,465,000 |
| 1996 | 0 | 0 | 0 | 0 | 0 | 0 | 6,014,000 | 478,000 |
| 1997 | 0 | 0 | 0 | 0 | 0 | 0 | 404,000 | 1,327,000 |
| 1998 | 0 | 0 | 0 | 0 | 0 | 0 | 0 | 0 |
| 1999 | 0 | 0 | 0 | 0 | 0 | 0 | 0 | 0 |
| 2000 | 0 | 0 | 0 | 0 | 0 | 0 | 0 | 0 |
| 2001 | 0 | 0 | 0 | 0 | 0 | 0 | 0 | 0 |
| 2002 | 0 | 0 | 0 | 0 | 0 | 0 | 0 | 0 |
| 2003 | 0 | 0 | 0 | 0 | 0 | 0 | 0 | 0 |
| 2004 | 0 | 0 | 0 | 0 | 0 | 0 | 0 | 0 |
| 2005 | 0 | 0 | 0 | 0 | 0 | 0 | 0 | 0 |
| 2006 | 0 | 4,366 | 0 | 22,095 | 37,971 | 0 | 67,871 | 0 |
| 2007 | 0 | 34,564 | 0 | 174,915 | 300,601 | 0 | 537,312 | 0 |
| 2008 | 0 | 67,077 | 0 | 339,450 | 583,367 | 0 | 1,042,743 | 0 |
| 2009 | 0 | 90,089 | 0 | 455,906 | 783,502 | 0 | 1,400,476 | 0 |
| 2010 | 0 | 21,120 | 0 | 106,881 | 183,682 | 0 | 328,324 | 0 |
| 2011 | 0 | 16,403 | 0 | 83,011 | 142,660 | 0 | 254,998 | 0 |
| 2012 | 0 | 26,143 | 0 | 132,299 | 227,364 | 0 | 406,404 | 0 |
| 2013 | 0 | 690 | 0 | 3,492 | 6,002 | 0 | 10,728 | 0 |
| 2014 | 0 | 4,290 | 0 | 21,708 | 37,307 | 0 | 66,685 | 0 |
| 2015 | 0 | 3,519 | 0 | 17,808 | 30,604 | 0 | 54,704 | 0 |
| 2016 | 0 | 0 | 0 | 0 | 0 | 0 | 0 | 0 |
| 2017 | 0 | 0 | 0 | 0 | 0 | 0 | 0 | 0 |
| 2018 | 0 | 0 | 0 | 0 | 0 | 0 | 0 | 0 |
| 2019 | 0 | 0 | 0 | 0 | 0 | 0 | 0 | 0 |
| **2020** | **0** | **0** | **0** | **0** | **0** | **0** | **0** | **0** |
| 2021 | 0 | 0 | 0 | 0 | 0 | 0 | 0 | 0 |
| 2022 | 0 | 0 | 0 | 0 | 0 | 0 | 0 | 0 |
| 2023 | 0 | 0 | 0 | 0 | 0 | 0 | 0 | 0 |
| 2024 | 0 | 0 | 0 | 0 | 0 | 0 | 0 | 0 |
| 2025 | 0 | 0 | 0 | 0 | 0 | 0 | 0 | 0 |
| 2026 | 0 | 0 | 0 | 0 | 0 | 0 | 0 | 0 |
| 2027 | 0 | 0 | 0 | 0 | 0 | 0 | 0 | 0 |
| 2028 | 0 | 0 | 0 | 0 | 0 | 0 | 0 | 0 |
| 2029 | 0 | 0 | 0 | 0 | 0 | 0 | 0 | 0 |
| 2030 | 0 | 0 | 0 | 0 | 0 | 0 | 0 | 0 |
| 2031 | 0 | 0 | 0 | 0 | 0 | 0 | 0 | 0 |
| 2032 | 0 | 0 | 0 | 0 | 0 | 0 | 0 | 0 |
| 2033 | 0 | 0 | 0 | 0 | 0 | 0 | 0 | 0 |
| 2034 | 0 | 0 | 0 | 0 | 0 | 0 | 0 | 0 |
| 2035 | 0 | 0 | 0 | 0 | 0 | 0 | 0 | 0 |
| **TOTAL** | **5,841,000** | **7,380,261** | **9,441,000** | **9,833,565** | **11,095,061** | **2,363,000** | **108,928,245** | **38,830,000** |

**TABLE B-26 Capital Costs of Each Aqueduct Reach to be Reimbursed through the Capital Cost Component of the East Branch Enlargement Transportation Charge Phase 1 and Phase 2 (in dollars)**

Sheet 2 of 2

| Calendar Year | CALIFORNIA AQUEDUCT (continued) | | | | | | | GRAND TOTAL |
|---|---|---|---|---|---|---|---|---|
| | MOJAVE DIVISION (continued) | | | SANTA ANA DIVISION | | | | |
| | Reach 23C | Reach 24 | Total | Reach 25 | Reach 26A | Reach 26B | Total | |
| | [9] | [10] | [11] | [12] | [13] | [14] | [15] | [16] |
| 1952 | 0 | 0 | 0 | 0 | 0 | 0 | 0 | 0 |
| 1953 | 0 | 0 | 0 | 0 | 0 | 0 | 0 | 0 |
| 1954 | 0 | 0 | 0 | 0 | 0 | 0 | 0 | 0 |
| 1955 | 0 | 0 | 0 | 0 | 0 | 0 | 0 | 0 |
| 1956 | 0 | 0 | 0 | 0 | 0 | 0 | 0 | 0 |
| 1957 | 0 | 0 | 0 | 0 | 0 | 0 | 0 | 0 |
| 1958 | 0 | 0 | 0 | 0 | 0 | 0 | 0 | 0 |
| 1959 | 0 | 0 | 0 | 0 | 0 | 0 | 0 | 0 |
| 1960 | 0 | 0 | 0 | 0 | 0 | 0 | 0 | 0 |
| 1961 | 0 | 0 | 0 | 0 | 0 | 0 | 0 | 0 |
| 1962 | 0 | 0 | 0 | 0 | 0 | 0 | 0 | 0 |
| 1963 | 0 | 0 | 0 | 0 | 0 | 0 | 0 | 0 |
| 1964 | 0 | 0 | 0 | 0 | 0 | 0 | 0 | 0 |
| 1965 | 0 | 0 | 0 | 0 | 0 | 0 | 0 | 0 |
| 1966 | 0 | 0 | 0 | 0 | 0 | 0 | 0 | 0 |
| 1967 | 0 | 0 | 0 | 0 | 0 | 0 | 0 | 0 |
| 1968 | 0 | 0 | 0 | 0 | 0 | 0 | 0 | 0 |
| 1969 | 0 | 0 | 0 | 0 | 0 | 0 | 0 | 0 |
| 1970 | 0 | 0 | 0 | 0 | 0 | 0 | 0 | 0 |
| 1971 | 0 | 0 | 0 | 0 | 0 | 0 | 0 | 0 |
| 1972 | 0 | 0 | 0 | 0 | 0 | 0 | 0 | 0 |
| 1973 | 0 | 0 | 0 | 0 | 0 | 0 | 0 | 0 |
| 1974 | 0 | 0 | 0 | 0 | 0 | 0 | 0 | 0 |
| 1975 | 0 | 0 | 0 | 0 | 0 | 0 | 0 | 0 |
| 1976 | 0 | 0 | 0 | 0 | 0 | 0 | 0 | 0 |
| 1977 | 0 | 0 | 0 | 0 | 0 | 0 | 0 | 0 |
| 1978 | 0 | 0 | 0 | 0 | 0 | 0 | 0 | 0 |
| 1979 | 0 | 0 | 117,000 | 0 | 0 | 0 | 0 | 117,000 |
| 1980 | 0 | 0 | 274,000 | 0 | 0 | 0 | 0 | 274,000 |
| 1981 | 0 | 0 | 520,000 | 0 | 0 | 0 | 0 | 520,000 |
| 1982 | 0 | 0 | 3,089,000 | 0 | 0 | 0 | 0 | 3,089,000 |
| 1983 | 0 | 0 | 5,225,000 | 0 | 0 | 0 | 0 | 5,225,000 |
| 1984 | 0 | 0 | 2,911,000 | 0 | 0 | 0 | 0 | 2,911,000 |
| 1985 | 0 | 0 | 3,825,000 | 0 | 528,000 | 89,000 | 617,000 | 4,442,000 |
| 1986 | 25,000 | 0 | 15,278,000 | 0 | 1,926,000 | 154,000 | 2,080,000 | 17,358,000 |
| 1987 | 178,000 | 0 | 19,792,000 | 0 | 3,699,000 | 437,000 | 4,136,000 | 23,928,000 |
| 1988 | 632,000 | 0 | 19,629,000 | 0 | 5,667,000 | 3,329,000 | 8,996,000 | 28,625,000 |
| 1989 | 1,130,000 | 0 | 19,641,000 | 0 | 40,879,000 | 1,650,000 | 42,529,000 | 62,170,000 |
| 1990 | 2,066,000 | 0 | 26,422,000 | 0 | 29,853,000 | 1,650,000 | 31,503,000 | 57,925,000 |
| 1991 | 4,980,000 | 0 | 28,439,000 | 0 | 26,027,000 | 999,000 | 27,026,000 | 55,465,000 |
| 1992 | 11,920,000 | 0 | 25,406,000 | 0 | 15,317,000 | 299,000 | 15,616,000 | 41,022,000 |
| 1993 | 16,303,000 | 0 | 38,348,000 | 0 | 4,878,000 | 0 | 4,878,000 | 43,226,000 |
| 1994 | 7,081,000 | 0 | 11,071,000 | 0 | 3,151,000 | 0 | 3,151,000 | 14,222,000 |
| 1995 | 5,350,000 | 0 | 7,038,000 | 0 | 2,137,000 | 0 | 2,137,000 | 9,175,000 |
| 1996 | 1,706,000 | 0 | 8,198,000 | 0 | 9,181,000 | 0 | 9,181,000 | 17,379,000 |
| 1997 | 1,905,000 | 0 | 3,636,000 | 0 | 175,000 | 0 | 175,000 | 3,811,000 |
| 1998 | 28,000 | 0 | 28,000 | 0 | 0 | 0 | 0 | 28,000 |
| 1999 | 0 | 0 | 0 | 0 | 0 | 0 | 0 | 0 |
| 2000 | 0 | 0 | 0 | 0 | 0 | 0 | 0 | 0 |
| 2001 | 0 | 0 | 0 | 0 | 0 | 0 | 0 | 0 |
| 2002 | 0 | 0 | 0 | 0 | 0 | 0 | 0 | 0 |
| 2003 | 0 | 0 | 0 | 0 | 0 | 0 | 0 | 0 |
| 2004 | 0 | 0 | 0 | 0 | 0 | 0 | 0 | 0 |
| 2005 | 0 | 0 | 0 | 0 | 0 | 0 | 0 | 0 |
| 2006 | 0 | 0 | 132,302 | 0 | 0 | 0 | 0 | 132,302 |
| 2007 | 0 | 0 | 1,047,392 | 0 | 0 | 0 | 0 | 1,047,392 |
| 2008 | 0 | 0 | 2,032,638 | 0 | 0 | 0 | 0 | 2,032,638 |
| 2009 | 0 | 0 | 2,729,973 | 0 | 0 | 0 | 0 | 2,729,973 |
| 2010 | 0 | 0 | 640,008 | 0 | 0 | 0 | 0 | 640,008 |
| 2011 | 0 | 0 | 497,072 | 0 | 0 | 0 | 0 | 497,072 |
| 2012 | 0 | 0 | 792,210 | 0 | 0 | 0 | 0 | 792,210 |
| 2013 | 0 | 0 | 20,913 | 0 | 0 | 0 | 0 | 20,913 |
| 2014 | 0 | 0 | 129,990 | 0 | 0 | 0 | 0 | 129,990 |
| 2015 | 0 | 0 | 106,635 | 0 | 0 | 0 | 0 | 106,635 |
| 2016 | 0 | 0 | 0 | 0 | 0 | 0 | 0 | 0 |
| 2017 | 0 | 0 | 0 | 0 | 0 | 0 | 0 | 0 |
| 2018 | 0 | 0 | 0 | 0 | 0 | 0 | 0 | 0 |
| 2019 | 0 | 0 | 0 | 0 | 0 | 0 | 0 | 0 |
| **2020** | **0** | **0** | **0** | **0** | **0** | **0** | **0** | **0** |
| 2021 | 0 | 0 | 0 | 0 | 0 | 0 | 0 | 0 |
| 2022 | 0 | 0 | 0 | 0 | 0 | 0 | 0 | 0 |
| 2023 | 0 | 0 | 0 | 0 | 0 | 0 | 0 | 0 |
| 2024 | 0 | 0 | 0 | 0 | 0 | 0 | 0 | 0 |
| 2025 | 0 | 0 | 0 | 0 | 0 | 0 | 0 | 0 |
| 2026 | 0 | 0 | 0 | 0 | 0 | 0 | 0 | 0 |
| 2027 | 0 | 0 | 0 | 0 | 0 | 0 | 0 | 0 |
| 2028 | 0 | 0 | 0 | 0 | 0 | 0 | 0 | 0 |
| 2029 | 0 | 0 | 0 | 0 | 0 | 0 | 0 | 0 |
| 2030 | 0 | 0 | 0 | 0 | 0 | 0 | 0 | 0 |
| 2031 | 0 | 0 | 0 | 0 | 0 | 0 | 0 | 0 |
| 2032 | 0 | 0 | 0 | 0 | 0 | 0 | 0 | 0 |
| 2033 | 0 | 0 | 0 | 0 | 0 | 0 | 0 | 0 |
| 2034 | 0 | 0 | 0 | 0 | 0 | 0 | 0 | 0 |
| 2035 | 0 | 0 | 0 | 0 | 0 | 0 | 0 | 0 |
| **TOTAL** | **53,304,000** | **0** | **247,016,132** | **0** | **143,418,000** | **8,607,000** | **152,025,000** | **399,041,132** |

**TABLE B-27 Minimum OMP&R Costs of Each Aqueduct Reach to be Reimbursed through Minimum OMP&R Component of the East Branch Enlargement Transportation Charge Phase 1 and Phase 2 (in dollars)**

Sheet 1 of 2

| Calendar Year | CALIFORNIA AQUEDUCT | | | | | | | |
|---|---|---|---|---|---|---|---|---|
| | MOJAVE DIVISION | | | | | | | |
| | Reach 18A | Reach 19 | Reach 20A | Reach 20B | Reach 21 | Reach 22A | Reach 22B | Reach 23B |
| | [1] | [2] | [3] | [4] | [5] | [6] | [7] | [8] |
| 1971 | 0 | 0 | 0 | 0 | 0 | 0 | 0 | 0 |
| 1972 | 0 | 0 | 0 | 0 | 0 | 0 | 0 | 0 |
| 1973 | 0 | 0 | 0 | 0 | 0 | 0 | 0 | 0 |
| 1974 | 0 | 0 | 0 | 0 | 0 | 0 | 0 | 0 |
| 1975 | 0 | 0 | 0 | 0 | 0 | 0 | 0 | 0 |
| 1976 | 0 | 0 | 0 | 0 | 0 | 0 | 0 | 0 |
| 1977 | 0 | 0 | 0 | 0 | 0 | 0 | 0 | 0 |
| 1978 | 0 | 0 | 0 | 0 | 0 | 0 | 0 | 0 |
| 1979 | 0 | 0 | 0 | 0 | 0 | 0 | 0 | 0 |
| 1980 | 0 | 0 | 0 | 0 | 0 | 0 | 0 | 0 |
| 1981 | 0 | 0 | 0 | 0 | 0 | 0 | 0 | 0 |
| 1982 | 0 | 0 | 0 | 0 | 0 | 0 | 0 | 0 |
| 1983 | 0 | 0 | 0 | 0 | 0 | 0 | 0 | 0 |
| 1984 | 0 | 0 | 0 | 0 | 0 | 0 | 0 | 0 |
| 1985 | 0 | 0 | 0 | 0 | 0 | 0 | 0 | 0 |
| 1986 | 0 | 0 | 0 | 0 | 0 | 0 | 0 | 0 |
| 1987 | 0 | 0 | 0 | 0 | 0 | 0 | 0 | 0 |
| 1988 | 0 | 0 | 0 | 0 | 0 | 0 | 0 | 0 |
| 1989 | 0 | 0 | 0 | 0 | 0 | 0 | 0 | 0 |
| 1990 | 0 | 0 | 0 | 0 | 0 | 0 | 0 | 0 |
| 1991 | 0 | 0 | 0 | 0 | 0 | 0 | 0 | 0 |
| 1992 | 0 | 0 | 0 | 0 | 0 | 0 | 0 | 0 |
| 1993 | 0 | 0 | 0 | 0 | 0 | 0 | 0 | 0 |
| 1994 | 0 | 0 | 0 | 0 | 0 | 0 | 1,048,625 | 0 |
| 1995 | 0 | 0 | 0 | 0 | 0 | 0 | 953,814 | 0 |
| 1996 | 0 | 0 | 0 | 0 | 0 | 0 | 1,171,411 | 0 |
| 1997 | 0 | 0 | 0 | 0 | 0 | 0 | 1,110,038 | 0 |
| 1998 | 0 | 0 | 0 | 0 | 0 | 0 | 1,213,002 | 0 |
| 1999 | 1,229 | 517 | 646 | 409 | 383 | 169 | 668,466 | 0 |
| 2000 | 4,452 | 1,875 | 2,340 | 1,484 | 1,386 | 614 | 1,310,774 | 0 |
| 2001 | 347 | 146 | 183 | 116 | 108 | 48 | 1,034,428 | 0 |
| 2002 | 1,639 | 690 | 861 | 546 | 510 | 226 | 1,533,205 | 0 |
| 2003 | 0 | 0 | 0 | 0 | 0 | 0 | 1,818,330 | 0 |
| 2004 | 2,132 | 27,868 | 18,579 | 18,731 | 10,355 | 8,528 | 1,473,712 | 0 |
| 2005 | 1,243 | 16,250 | 10,833 | 10,922 | 6,038 | 4,973 | 1,028,465 | 0 |
| 2006 | 3,279 | 42,860 | 28,573 | 28,807 | 15,926 | 13,116 | 1,466,838 | 0 |
| 2007 | 0 | 0 | 0 | 0 | 0 | 0 | 1,411,333 | 0 |
| 2008 | 0 | 0 | 0 | 0 | 0 | 0 | 2,068,366 | 0 |
| 2009 | (4) | (46) | (31) | (31) | (17) | (14) | 1,723,941 | 0 |
| 2010 | (1) | (8) | (5) | (5) | (3) | (2) | 1,815,042 | 0 |
| 2011 | 0 | 0 | 0 | 0 | 0 | 0 | 1,899,939 | 0 |
| 2012 | 4 | 54 | 36 | 36 | 20 | 17 | 1,912,303 | 0 |
| 2013 | 0 | 0 | 0 | 0 | 0 | 0 | 1,993,634 | 0 |
| 2014 | 231 | 3,023 | 2,015 | 2,032 | 1,123 | 925 | 2,460,914 | 0 |
| 2015 | (697) | (9,108) | (6,072) | (6,122) | (3,385) | (2,787) | 2,628,141 | 0 |
| 2016 | 0 | 0 | 0 | 0 | 0 | 0 | 2,906,921 | 0 |
| 2017 | 0 | 0 | 0 | 0 | 0 | 0 | 2,392,730 | 0 |
| 2018 | 0 | 0 | 0 | 0 | 0 | 0 | 1,840,064 | 0 |
| 2019 | 0 | 0 | 0 | 0 | 0 | 0 | 2,719,993 | 0 |
| **2020** | **0** | **0** | **0** | **0** | **0** | **0** | **2,729,941** | **0** |
| 2021 | 0 | 0 | 0 | 0 | 0 | 0 | 2,847,507 | 0 |
| 2022 | 0 | 0 | 0 | 0 | 0 | 0 | 2,847,507 | 0 |
| 2023 | 0 | 0 | 0 | 0 | 0 | 0 | 2,847,507 | 0 |
| 2024 | 0 | 0 | 0 | 0 | 0 | 0 | 2,847,507 | 0 |
| 2025 | 0 | 0 | 0 | 0 | 0 | 0 | 2,847,507 | 0 |
| 2026 | 0 | 0 | 0 | 0 | 0 | 0 | 2,847,507 | 0 |
| 2027 | 0 | 0 | 0 | 0 | 0 | 0 | 2,847,507 | 0 |
| 2028 | 0 | 0 | 0 | 0 | 0 | 0 | 2,847,507 | 0 |
| 2029 | 0 | 0 | 0 | 0 | 0 | 0 | 2,847,507 | 0 |
| 2030 | 0 | 0 | 0 | 0 | 0 | 0 | 2,847,507 | 0 |
| 2031 | 0 | 0 | 0 | 0 | 0 | 0 | 2,847,507 | 0 |
| 2032 | 0 | 0 | 0 | 0 | 0 | 0 | 2,847,507 | 0 |
| 2033 | 0 | 0 | 0 | 0 | 0 | 0 | 2,847,507 | 0 |
| 2034 | 0 | 0 | 0 | 0 | 0 | 0 | 2,847,507 | 0 |
| 2035 | 0 | 0 | 0 | 0 | 0 | 0 | 2,847,507 | 0 |
| **TOTAL** | **13,855** | **84,122** | **57,959** | **56,926** | **32,445** | **25,812** | **89,046,974** | **0** |

**TABLE B-27 Minimum OMP&R Costs of Each Aqueduct Reach to be Reimbursed through Minimum OMP&R Component of the East Branch Enlargement Transportation Charge Phase 1 and Phase 2 (in dollars)**

Sheet 2 of 2

| Calendar Year | CALIFORNIA AQUEDUCT (continued) | | | | | | | GRAND TOTAL |
|---|---|---|---|---|---|---|---|---|
| | MOJAVE DIVISION (continued) | | | SANTA ANA DIVISION | | | | |
| | Reach 23C | Reach 24 | Subtotal | Reach 25 | Reach 26A[a] | Reach 26B | Subtotal | |
| | [9] | [10] | [11] | [12] | [13] | [14] | [15] | [16] |
| 1971 | 0 | 0 | 0 | 0 | 0 | 0 | 0 | 0 |
| 1972 | 0 | 0 | 0 | 0 | 0 | 0 | 0 | 0 |
| 1973 | 0 | 0 | 0 | 0 | 0 | 0 | 0 | 0 |
| 1974 | 0 | 0 | 0 | 0 | 0 | 0 | 0 | 0 |
| 1975 | 0 | 0 | 0 | 0 | 0 | 0 | 0 | 0 |
| 1976 | 0 | 0 | 0 | 0 | 0 | 0 | 0 | 0 |
| 1977 | 0 | 0 | 0 | 0 | 0 | 0 | 0 | 0 |
| 1978 | 0 | 0 | 0 | 0 | 0 | 0 | 0 | 0 |
| 1979 | 0 | 0 | 0 | 0 | 0 | 0 | 0 | 0 |
| 1980 | 0 | 0 | 0 | 0 | 0 | 0 | 0 | 0 |
| 1981 | 0 | 0 | 0 | 0 | 0 | 0 | 0 | 0 |
| 1982 | 0 | 0 | 0 | 0 | 0 | 0 | 0 | 0 |
| 1983 | 0 | 0 | 0 | 0 | 0 | 0 | 0 | 0 |
| 1984 | 0 | 0 | 0 | 0 | 0 | 0 | 0 | 0 |
| 1985 | 0 | 0 | 0 | 0 | 0 | 0 | 0 | 0 |
| 1986 | 0 | 0 | 0 | 0 | 0 | 0 | 0 | 0 |
| 1987 | 0 | 0 | 0 | 0 | 0 | 0 | 0 | 0 |
| 1988 | 0 | 0 | 0 | 0 | 0 | 0 | 0 | 0 |
| 1989 | 0 | 0 | 0 | 0 | 0 | 0 | 0 | 0 |
| 1990 | 0 | 0 | 0 | 0 | 0 | 0 | 0 | 0 |
| 1991 | 0 | 0 | 0 | 0 | 0 | 0 | 0 | 0 |
| 1992 | 0 | 0 | 0 | 0 | 0 | 0 | 0 | 0 |
| 1993 | 0 | 0 | 0 | 0 | 0 | 0 | 0 | 0 |
| 1994 | 0 | 0 | 1,048,625 | 0 | 1,713,260 | 0 | 1,713,260 | 2,761,885 |
| 1995 | 0 | 0 | 953,814 | 0 | 1,452,549 | 0 | 1,452,549 | 2,406,363 |
| 1996 | 0 | 0 | 1,171,411 | 0 | 1,350,581 | 0 | 1,350,581 | 2,521,992 |
| 1997 | 679,826 | 0 | 1,789,864 | 0 | 1,528,509 | 0 | 1,528,509 | 3,318,373 |
| 1998 | 825,038 | 0 | 2,038,040 | 0 | 1,619,068 | 0 | 1,619,068 | 3,657,108 |
| 1999 | 382,178 | 0 | 1,053,997 | 0 | 956,229 | 0 | 956,229 | 2,010,227 |
| 2000 | 735,392 | 0 | 2,058,318 | 0 | 1,406,680 | 0 | 1,406,680 | 3,464,998 |
| 2001 | 812,064 | 0 | 1,847,440 | 0 | 798,363 | 0 | 798,363 | 2,645,802 |
| 2002 | 727,222 | 0 | 2,264,899 | 0 | 1,130,735 | 0 | 1,130,735 | 3,395,634 |
| 2003 | 899,530 | 0 | 2,717,859 | 0 | 1,234,283 | 0 | 1,234,283 | 3,952,142 |
| 2004 | 913,367 | 0 | 2,473,273 | 0 | 1,806,947 | 0 | 1,806,947 | 4,280,220 |
| 2005 | 1,036,431 | 0 | 2,115,156 | 0 | 1,850,269 | 0 | 1,850,269 | 3,965,425 |
| 2006 | 838,336 | 0 | 2,437,735 | 0 | 1,762,588 | 0 | 1,762,588 | 4,200,324 |
| 2007 | 1,308,106 | 0 | 2,719,439 | 0 | 2,800,716 | 0 | 2,800,716 | 5,520,154 |
| 2008 | 1,068,707 | 0 | 3,137,072 | 0 | 2,733,948 | 0 | 2,733,948 | 5,871,020 |
| 2009 | 1,545,401 | 0 | 3,269,200 | 0 | 2,857,767 | 0 | 2,857,767 | 6,126,967 |
| 2010 | 1,426,937 | 0 | 3,241,955 | 0 | 2,398,823 | 0 | 2,398,823 | 5,640,778 |
| 2011 | 1,815,469 | 0 | 3,715,408 | 0 | 2,104,260 | 0 | 2,104,260 | 5,819,668 |
| 2012 | 1,258,656 | 0 | 3,171,127 | 0 | 2,342,591 | 0 | 2,342,591 | 5,513,718 |
| 2013 | 1,506,410 | 0 | 3,500,043 | 0 | 2,760,556 | 0 | 2,760,556 | 6,260,600 |
| 2014 | 1,858,270 | 0 | 4,328,533 | 0 | 3,220,873 | 0 | 3,220,873 | 7,549,406 |
| 2015 | 1,953,772 | 0 | 4,553,742 | 0 | 4,426,564 | 0 | 4,426,564 | 8,980,306 |
| 2016 | 2,222,393 | 0 | 5,129,313 | 0 | 3,950,990 | 0 | 3,950,990 | 9,080,304 |
| 2017 | 2,256,304 | 0 | 4,649,035 | 0 | 3,943,827 | 0 | 3,943,827 | 8,592,862 |
| 2018 | 2,695,399 | 0 | 4,535,463 | 0 | 4,774,848 | 0 | 4,774,848 | 9,310,312 |
| 2019 | 3,103,886 | 0 | 5,823,879 | 0 | 5,875,740 | 0 | 5,875,740 | 11,699,619 |
| **2020** | **3,117,112** | **0** | **5,847,053** | **0** | **5,069,625** | **0** | **5,069,625** | **10,916,678** |
| 2021 | 3,134,648 | 0 | 5,982,155 | 0 | 5,629,536 | 0 | 5,629,536 | 11,611,691 |
| 2022 | 3,134,648 | 0 | 5,982,155 | 0 | 5,629,536 | 0 | 5,629,536 | 11,611,691 |
| 2023 | 3,134,648 | 0 | 5,982,155 | 0 | 5,629,536 | 0 | 5,629,536 | 11,611,691 |
| 2024 | 3,134,648 | 0 | 5,982,155 | 0 | 5,629,536 | 0 | 5,629,536 | 11,611,691 |
| 2025 | 3,134,648 | 0 | 5,982,155 | 0 | 5,629,536 | 0 | 5,629,536 | 11,611,691 |
| 2026 | 3,134,648 | 0 | 5,982,155 | 0 | 5,629,536 | 0 | 5,629,536 | 11,611,691 |
| 2027 | 3,134,648 | 0 | 5,982,155 | 0 | 5,629,536 | 0 | 5,629,536 | 11,611,691 |
| 2028 | 3,134,648 | 0 | 5,982,155 | 0 | 5,629,536 | 0 | 5,629,536 | 11,611,691 |
| 2029 | 3,134,648 | 0 | 5,982,155 | 0 | 5,629,536 | 0 | 5,629,536 | 11,611,691 |
| 2030 | 3,134,648 | 0 | 5,982,155 | 0 | 5,629,536 | 0 | 5,629,536 | 11,611,691 |
| 2031 | 3,134,648 | 0 | 5,982,155 | 0 | 5,629,536 | 0 | 5,629,536 | 11,611,691 |
| 2032 | 3,134,648 | 0 | 5,982,155 | 0 | 5,629,536 | 0 | 5,629,536 | 11,611,691 |
| 2033 | 3,134,648 | 0 | 5,982,155 | 0 | 5,629,536 | 0 | 5,629,536 | 11,611,691 |
| 2034 | 3,134,648 | 0 | 5,982,155 | 0 | 5,629,536 | 0 | 5,629,536 | 11,611,691 |
| 2035 | 3,134,648 | 0 | 5,982,155 | 0 | 5,629,536 | 0 | 5,629,536 | 11,611,691 |
| **TOTAL** | **82,005,927** | **0** | **171,324,019** | **0** | **152,314,229** | **0** | **152,314,229** | **323,638,249** |

[a] Units 3 and 4 at Devil Canyon Powerplant were operational in 1993.

**TABLE B-28 Capital Costs of East Branch Enlargement Transportation Facilities Allocated to Each Contractor Phase 1 and Phase 2 (in dollars)**

| Calendar Year | SOUTHERN CALIFORNIA AREA | | | | | | | Total |
|---|---|---|---|---|---|---|---|---|
| | AVEK | Coachella | Desert | Mojave | Palmdale | San Bernardino | Metropolitan | |
| | [1] | [2] | [3] | [4] | [5] | [6] | [7] | [8] |
| 1971 | 0 | 0 | 0 | 0 | 0 | 0 | 0 | 0 |
| 1972 | 0 | 0 | 0 | 0 | 0 | 0 | 0 | 0 |
| 1973 | 0 | 0 | 0 | 0 | 0 | 0 | 0 | 0 |
| 1974 | 0 | 0 | 0 | 0 | 0 | 0 | 0 | 0 |
| 1975 | 0 | 0 | 0 | 0 | 0 | 0 | 0 | 0 |
| 1976 | 0 | 0 | 0 | 0 | 0 | 0 | 0 | 0 |
| 1977 | 0 | 0 | 0 | 0 | 0 | 0 | 0 | 0 |
| 1978 | 0 | 0 | 0 | 0 | 0 | 0 | 0 | 0 |
| 1979 | 0 | 11,731 | 1,010 | 10,566 | 466 | 0 | 93,227 | 117,000 |
| 1980 | 0 | 28,241 | 4,708 | 27,495 | 797 | 0 | 212,759 | 274,000 |
| 1981 | 0 | 56,134 | 16,676 | 61,271 | 538 | 0 | 385,381 | 520,000 |
| 1982 | 0 | 326,180 | 76,872 | 337,913 | 5,988 | 0 | 2,342,047 | 3,089,000 |
| 1983 | 0 | 554,658 | 138,964 | 582,070 | 9,004 | 0 | 3,940,304 | 5,225,000 |
| 1984 | 0 | 306,514 | 68,842 | 314,468 | 2,928 | 0 | 2,218,248 | 2,911,000 |
| 1985 | 49,675 | 447,266 | 65,773 | 347,262 | 4,514 | 21,614 | 3,505,896 | 4,442,000 |
| 1986 | 185,353 | 1,757,633 | 236,324 | 1,363,586 | 41,900 | 78,842 | 13,694,362 | 17,358,000 |
| 1987 | 49,735 | 2,455,279 | 378,535 | 1,774,447 | 10,615 | 151,421 | 19,107,968 | 23,928,000 |
| 1988 | 124,534 | 2,689,959 | 500,466 | 1,712,431 | 13,783 | 231,982 | 23,351,845 | 28,625,000 |
| 1989 | 155,446 | 7,118,094 | 2,423,000 | 1,671,088 | 17,419 | 1,673,409 | 49,111,544 | 62,170,000 |
| 1990 | 62,786 | 6,459,229 | 1,943,918 | 2,234,452 | 8,680 | 1,222,053 | 45,993,882 | 57,925,000 |
| 1991 | 28,686 | 6,265,822 | 1,875,066 | 2,168,712 | 4,024 | 1,065,433 | 44,057,257 | 55,465,000 |
| 1992 | 2,911 | 4,826,764 | 1,610,921 | 1,359,335 | 471 | 627,012 | 32,594,586 | 41,022,000 |
| 1993 | 1,205 | 5,094,237 | 1,828,410 | 2,722,156 | 212 | 199,684 | 33,380,096 | 43,226,000 |
| 1994 | 273 | 1,726,376 | 631,816 | 478,543 | 27 | 128,988 | 11,255,977 | 14,222,000 |
| 1995 | 0 | 1,130,963 | 423,243 | 206,978 | 0 | 87,480 | 7,326,336 | 9,175,000 |
| 1996 | 0 | 2,025,987 | 645,296 | 606,205 | 0 | 375,830 | 13,725,682 | 17,379,000 |
| 1997 | 0 | 451,011 | 154,366 | 205,796 | 0 | 7,164 | 2,992,663 | 3,811,000 |
| 1998 | 0 | 3,551 | 1,293 | 0 | 0 | 0 | 23,156 | 28,000 |
| 1999 | 0 | 0 | 0 | 0 | 0 | 0 | 0 | 0 |
| 2000 | 0 | 0 | 0 | 0 | 0 | 0 | 0 | 0 |
| 2001 | 0 | 0 | 0 | 0 | 0 | 0 | 0 | 0 |
| 2002 | 0 | 0 | 0 | 0 | 0 | 0 | 0 | 0 |
| 2003 | 0 | 0 | 0 | 0 | 0 | 0 | 0 | 0 |
| 2004 | 0 | 0 | 0 | 0 | 0 | 0 | 0 | 0 |
| 2005 | 0 | 0 | 0 | 0 | 0 | 0 | 0 | 0 |
| 2006 | 1,368 | 13,170 | 1,134 | 11,862 | 103 | 0 | 104,665 | 132,302 |
| 2007 | 10,827 | 104,265 | 8,976 | 93,908 | 819 | 0 | 828,597 | 1,047,392 |
| 2008 | 21,011 | 202,344 | 17,420 | 182,243 | 1,589 | 0 | 1,608,031 | 2,032,638 |
| 2009 | 28,220 | 271,762 | 23,397 | 244,765 | 2,134 | 0 | 2,159,695 | 2,729,973 |
| 2010 | 6,616 | 63,711 | 5,485 | 57,382 | 500 | 0 | 506,314 | 640,008 |
| 2011 | 5,138 | 49,482 | 4,260 | 44,567 | 389 | 0 | 393,236 | 497,072 |
| 2012 | 8,189 | 78,862 | 6,789 | 71,028 | 619 | 0 | 626,723 | 792,210 |
| 2013 | 216 | 2,082 | 179 | 1,875 | 16 | 0 | 16,545 | 20,913 |
| 2014 | 1,344 | 12,940 | 1,114 | 11,655 | 102 | 0 | 102,835 | 129,990 |
| 2015 | 1,102 | 10,615 | 914 | 9,561 | 83 | 0 | 84,360 | 106,635 |
| 2016 | 0 | 0 | 0 | 0 | 0 | 0 | 0 | 0 |
| 2017 | 0 | 0 | 0 | 0 | 0 | 0 | 0 | 0 |
| 2018 | 0 | 0 | 0 | 0 | 0 | 0 | 0 | 0 |
| 2019 | 0 | 0 | 0 | 0 | 0 | 0 | 0 | 0 |
| **2020** | **0** | **0** | **0** | **0** | **0** | **0** | **0** | **0** |
| 2021 | 0 | 0 | 0 | 0 | 0 | 0 | 0 | 0 |
| 2022 | 0 | 0 | 0 | 0 | 0 | 0 | 0 | 0 |
| 2023 | 0 | 0 | 0 | 0 | 0 | 0 | 0 | 0 |
| 2024 | 0 | 0 | 0 | 0 | 0 | 0 | 0 | 0 |
| 2025 | 0 | 0 | 0 | 0 | 0 | 0 | 0 | 0 |
| 2026 | 0 | 0 | 0 | 0 | 0 | 0 | 0 | 0 |
| 2027 | 0 | 0 | 0 | 0 | 0 | 0 | 0 | 0 |
| 2028 | 0 | 0 | 0 | 0 | 0 | 0 | 0 | 0 |
| 2029 | 0 | 0 | 0 | 0 | 0 | 0 | 0 | 0 |
| 2030 | 0 | 0 | 0 | 0 | 0 | 0 | 0 | 0 |
| 2031 | 0 | 0 | 0 | 0 | 0 | 0 | 0 | 0 |
| 2032 | 0 | 0 | 0 | 0 | 0 | 0 | 0 | 0 |
| 2033 | 0 | 0 | 0 | 0 | 0 | 0 | 0 | 0 |
| 2034 | 0 | 0 | 0 | 0 | 0 | 0 | 0 | 0 |
| 2035 | 0 | 0 | 0 | 0 | 0 | 0 | 0 | 0 |
| **TOTAL** | **744,635** | **44,544,862** | **13,095,167** | **18,913,620** | **127,720** | **5,870,912** | **315,744,216** | **399,041,132** |

## TABLE B-29 Capital Cost Component of East Branch Enlargement Facilities Transportation Charge for Each Contractor[a,b] (in dollars)

| Calendar Year | SOUTHERN CALIFORNIA AREA | | | | | | | Total |
|---|---|---|---|---|---|---|---|---|
| | AVEK | Coachella | Desert | Mojave | Palmdale | San Bernardino[c] | Metropolitan | |
| | [1] | [2] | [3] | [4] | [5] | [6] | [7] | [8] |
| 1971 | 0 | 0 | 0 | 0 | 0 | 0 | 0 | 0 |
| 1972 | 0 | 0 | 0 | 0 | 0 | 0 | 0 | 0 |
| 1973 | 0 | 0 | 0 | 0 | 0 | 0 | 0 | 0 |
| 1974 | 0 | 0 | 0 | 0 | 0 | 0 | 0 | 0 |
| 1975 | 0 | 0 | 0 | 0 | 0 | 0 | 0 | 0 |
| 1976 | 0 | 0 | 0 | 0 | 0 | 0 | 0 | 0 |
| 1977 | 0 | 0 | 0 | 0 | 0 | 0 | 0 | 0 |
| 1978 | 0 | 0 | 0 | 0 | 0 | 0 | 0 | 0 |
| 1979 | 0 | 0 | 0 | 0 | 0 | 0 | 0 | 0 |
| 1980 | 0 | 0 | 0 | 0 | 0 | 0 | 0 | 0 |
| 1981 | 0 | 0 | 0 | 0 | 0 | 0 | 0 | 0 |
| 1982 | 0 | 0 | 0 | 0 | 0 | 0 | 0 | 0 |
| 1983 | 0 | 0 | 0 | 0 | 0 | 0 | 0 | 0 |
| 1984 | 0 | 0 | 0 | 0 | 0 | 0 | 0 | 0 |
| 1985 | 0 | 0 | 0 | 0 | 0 | 0 | 0 | 0 |
| 1986 | 0 | 0 | 0 | 0 | 0 | 0 | 0 | 0 |
| 1987 | 0 | 0 | 0 | 0 | 0 | 0 | 0 | 0 |
| 1988 | 18,266 | 1,209,293 | 360,156 | 502,810 | 3,356 | 0 | 8,552,529 | 10,646,410 |
| 1989 | 19,176 | 1,269,524 | 378,094 | 527,854 | 3,523 | 0 | 8,978,504 | 11,176,675 |
| 1990 | 19,186 | 1,270,244 | 378,308 | 528,153 | 3,525 | 0 | 8,983,597 | 11,183,013 |
| 1991 | 19,187 | 1,270,261 | 378,314 | 528,160 | 3,525 | 0 | 8,983,717 | 11,183,164 |
| 1992 | 38,420 | 2,543,616 | 757,549 | 1,057,606 | 7,059 | 0 | 17,989,315 | 22,393,565 |
| 1993 | 40,029 | 2,650,139 | 789,274 | 1,101,897 | 7,354 | 0 | 18,742,682 | 23,331,375 |
| 1994 | 39,705 | 2,628,706 | 782,890 | 1,092,986 | 7,295 | 0 | 18,591,099 | 23,142,681 |
| 1995 | 39,632 | 2,623,828 | 781,438 | 1,090,958 | 7,281 | 0 | 18,556,603 | 23,099,740 |
| 1996 | 39,825 | 2,636,667 | 785,261 | 1,096,296 | 7,317 | 0 | 18,647,406 | 23,212,772 |
| 1997 | 41,743 | 2,763,629 | 823,074 | 1,149,085 | 7,669 | 0 | 19,545,322 | 24,330,522 |
| 1998 | 42,642 | 2,823,126 | 840,793 | 1,173,823 | 7,834 | 0 | 19,966,108 | 24,854,326 |
| 1999 | 44,738 | 2,961,887 | 882,120 | 1,231,519 | 8,219 | 0 | 20,947,475 | 26,075,958 |
| 2000 | 49,031 | 3,246,109 | 966,768 | 1,349,695 | 9,008 | 0 | 22,957,586 | 28,578,197 |
| 2001 | 49,048 | 3,247,263 | 967,111 | 1,350,175 | 9,011 | 0 | 22,965,748 | 28,588,356 |
| 2002 | 47,894 | 3,170,848 | 944,353 | 1,318,402 | 8,799 | 0 | 22,425,318 | 27,915,614 |
| 2003 | 40,765 | 2,698,871 | 803,787 | 1,122,160 | 7,489 | 0 | 19,087,337 | 23,760,409 |
| 2004 | 44,199 | 2,926,222 | 871,498 | 1,216,690 | 8,120 | 0 | 20,695,237 | 25,761,966 |
| 2005 | 33,144 | 2,194,299 | 653,514 | 912,364 | 6,089 | 0 | 15,518,826 | 19,318,236 |
| 2006 | 46,979 | 3,110,276 | 926,313 | 1,293,217 | 8,631 | 0 | 21,996,926 | 27,382,342 |
| 2007 | 45,289 | 2,998,370 | 892,985 | 1,246,688 | 8,321 | 0 | 21,205,488 | 26,397,141 |
| 2008 | 42,491 | 2,813,118 | 837,813 | 1,169,662 | 7,806 | 0 | 19,895,328 | 24,766,218 |
| 2009 | 43,670 | 2,891,182 | 861,062 | 1,202,121 | 8,023 | 0 | 20,447,424 | 25,453,482 |
| 2010 | 44,839 | 2,968,619 | 884,125 | 1,234,318 | 8,238 | 0 | 20,995,084 | 26,135,223 |
| 2011 | 43,190 | 2,859,419 | 851,602 | 1,188,914 | 7,935 | 0 | 20,222,785 | 25,173,845 |
| 2012 | 43,704 | 2,893,449 | 861,737 | 1,203,063 | 8,029 | 0 | 20,463,459 | 25,473,441 |
| 2013 | 37,663 | 2,493,469 | 742,614 | 1,036,756 | 6,919 | 0 | 17,634,660 | 21,952,081 |
| 2014 | 39,985 | 2,647,224 | 788,406 | 1,100,685 | 7,346 | 0 | 18,722,067 | 23,305,713 |
| 2015 | 44,642 | 2,955,568 | 880,238 | 1,228,892 | 8,202 | 0 | 20,902,785 | 26,020,327 |
| 2016 | 44,525 | 2,947,802 | 877,925 | 1,225,662 | 8,180 | 0 | 20,847,856 | 25,951,950 |
| 2017 | 45,830 | 3,034,222 | 903,663 | 1,261,595 | 8,420 | 0 | 21,459,047 | 26,712,777 |
| 2018 | 43,516 | 2,880,977 | 858,023 | 1,197,877 | 7,995 | 0 | 20,375,245 | 25,363,633 |
| 2019 | 62,414 | 4,208,395 | 1,263,435 | 1,718,117 | 11,467 | 0 | 29,698,069 | 36,961,897 |
| **2020** | **61,498** | **4,137,896** | **1,241,145** | **1,692,875** | **11,299** | **0** | **29,207,844** | **36,352,557** |
| 2021 | 62,760 | 4,229,161 | 1,269,334 | 1,727,653 | 11,531 | 0 | 29,846,788 | 37,147,227 |
| 2022 | 60,366 | 4,066,179 | 1,220,206 | 1,661,734 | 11,091 | 0 | 28,697,919 | 35,717,495 |
| 2023 | 49,648 | 3,345,502 | 1,004,108 | 1,366,688 | 9,121 | 0 | 23,610,509 | 29,385,576 |
| 2024 | 52,180 | 3,513,606 | 1,054,236 | 1,436,386 | 9,587 | 0 | 24,798,985 | 30,864,980 |
| 2025 | 59,616 | 4,006,892 | 1,201,274 | 1,641,091 | 10,953 | 0 | 28,286,853 | 35,206,679 |
| 2026 | 22,827 | 1,555,088 | 468,933 | 628,378 | 4,194 | 0 | 10,960,679 | 13,640,099 |
| 2027 | 23,456 | 1,599,253 | 482,421 | 645,688 | 4,309 | 0 | 11,270,862 | 14,025,989 |
| 2028 | 15,305 | 1,040,817 | 313,627 | 421,288 | 2,812 | 0 | 7,337,426 | 9,131,275 |
| 2029 | 15,948 | 1,085,245 | 327,101 | 439,000 | 2,930 | 0 | 7,650,082 | 9,520,306 |
| 2030 | 3,373 | 223,320 | 66,510 | 92,854 | 620 | 0 | 1,579,389 | 1,966,066 |
| 2031 | 3,361 | 222,515 | 66,270 | 92,519 | 617 | 0 | 1,573,702 | 1,958,984 |
| 2032 | 3,367 | 222,922 | 66,391 | 92,689 | 619 | 0 | 1,576,583 | 1,962,571 |
| 2033 | 3,363 | 222,620 | 66,301 | 92,563 | 618 | 0 | 1,574,441 | 1,959,906 |
| 2034 | 3,367 | 222,934 | 66,395 | 92,693 | 619 | 0 | 1,576,658 | 1,962,666 |
| 2035 | 3,369 | 223,015 | 66,419 | 92,726 | 619 | 0 | 1,577,233 | 1,963,381 |
| **TOTAL** | **1,739,171** | **115,753,587** | **34,554,914** | **47,875,025** | **319,524** | **0** | **818,126,585** | **1,018,368,806** |

[a] 1988 through 2018 charges are debt service only and do not include bond cover; 2019 charges and after include both debt service and bond cover.

[b] East Branch Enlargement Phase 2 debt service schedule started in 2017, and this table is the sum of East Branch Enlargement Phase 1 and Phase 2 capital charges for each contractor.

[c] Under Article 49(d)(4)(A) of its contract, San Bernardino Valley Municipal Water District elected to pay a portion of its allocated costs of East Branch Enlargement in advance rather than to participate in payment of Water System Revenue Bonds. This election was made via a letter of agreement signed June 1, 1987. As of June 1999, $6,347,938 has been received from the San Bernardino Valley Municipal Water District.

**TABLE B-30 Minimum OMP&R Component of East Branch Enlargement Facilities Transportation Charge for Each Contractor (in dollars)**

| Calendar Year | SOUTHERN CALIFORNIA AREA | | | | | | | Total |
|---|---|---|---|---|---|---|---|---|
| | AVEK | Coachella | Desert | Mojave | Palmdale | San Bernardino | Metropolitan | |
| | [1] | [2] | [3] | [4] | [5] | [6] | [7] | [8] |
| 1971 | 0 | 0 | 0 | 0 | 0 | 0 | 0 | 0 |
| 1972 | 0 | 0 | 0 | 0 | 0 | 0 | 0 | 0 |
| 1973 | 0 | 0 | 0 | 0 | 0 | 0 | 0 | 0 |
| 1974 | 0 | 0 | 0 | 0 | 0 | 0 | 0 | 0 |
| 1975 | 0 | 0 | 0 | 0 | 0 | 0 | 0 | 0 |
| 1976 | 0 | 0 | 0 | 0 | 0 | 0 | 0 | 0 |
| 1977 | 0 | 0 | 0 | 0 | 0 | 0 | 0 | 0 |
| 1978 | 0 | 0 | 0 | 0 | 0 | 0 | 0 | 0 |
| 1979 | 0 | 0 | 0 | 0 | 0 | 0 | 0 | 0 |
| 1980 | 0 | 0 | 0 | 0 | 0 | 0 | 0 | 0 |
| 1981 | 0 | 0 | 0 | 0 | 0 | 0 | 0 | 0 |
| 1982 | 0 | 0 | 0 | 0 | 0 | 0 | 0 | 0 |
| 1983 | 0 | 0 | 0 | 0 | 0 | 0 | 0 | 0 |
| 1984 | 0 | 0 | 0 | 0 | 0 | 0 | 0 | 0 |
| 1985 | 0 | 0 | 0 | 0 | 0 | 0 | 0 | 0 |
| 1986 | 0 | 0 | 0 | 0 | 0 | 0 | 0 | 0 |
| 1987 | 0 | 0 | 0 | 0 | 0 | 0 | 0 | 0 |
| 1988 | 0 | 0 | 0 | 0 | 0 | 0 | 0 | 0 |
| 1989 | 0 | 0 | 0 | 0 | 0 | 0 | 0 | 0 |
| 1990 | 0 | 0 | 0 | 0 | 0 | 0 | 0 | 0 |
| 1991 | 0 | 0 | 0 | 0 | 0 | 0 | 0 | 0 |
| 1992 | 0 | 0 | 0 | 0 | 0 | 0 | 0 | 0 |
| 1993 | 0 | 0 | 0 | 0 | 0 | 0 | 0 | 0 |
| 1994 | 0 | 320,415 | 101,486 | 95,075 | 0 | 70,133 | 2,174,776 | 2,761,885 |
| 1995 | 0 | 278,176 | 86,604 | 86,479 | 0 | 59,461 | 1,895,643 | 2,406,363 |
| 1996 | 0 | 287,293 | 82,991 | 106,208 | 0 | 55,287 | 1,990,213 | 2,521,992 |
| 1997 | 0 | 389,636 | 123,446 | 100,643 | 0 | 62,571 | 2,642,077 | 3,318,373 |
| 1998 | 0 | 429,772 | 135,927 | 109,979 | 0 | 66,278 | 2,915,152 | 3,657,108 |
| 1999 | 37 | 236,006 | 75,040 | 60,907 | 11 | 39,144 | 1,599,082 | 2,010,227 |
| 2000 | 132 | 402,818 | 121,284 | 119,930 | 40 | 57,583 | 2,763,211 | 3,464,998 |
| 2001 | 10 | 307,323 | 89,527 | 93,873 | 3 | 32,682 | 2,122,384 | 2,645,802 |
| 2002 | 49 | 388,806 | 107,887 | 139,410 | 15 | 46,287 | 2,713,180 | 3,395,634 |
| 2003 | 0 | 451,900 | 123,861 | 164,862 | 0 | 50,526 | 3,160,993 | 3,952,142 |
| 2004 | 1,278 | 499,301 | 153,131 | 141,292 | 265 | 73,969 | 3,410,984 | 4,280,220 |
| 2005 | 745 | 471,965 | 156,985 | 97,723 | 154 | 75,742 | 3,162,111 | 3,965,425 |
| 2006 | 1,965 | 488,115 | 147,609 | 144,797 | 407 | 72,153 | 3,345,278 | 4,200,324 |
| 2007 | 0 | 659,181 | 223,679 | 127,961 | 0 | 114,649 | 4,394,684 | 5,520,154 |
| 2008 | 0 | 686,591 | 214,718 | 187,532 | 0 | 111,916 | 4,670,264 | 5,871,021 |
| 2009 | (2) | 727,882 | 240,421 | 156,291 | 0 | 116,985 | 4,885,392 | 6,126,969 |
| 2010 | 0 | 664,487 | 210,990 | 164,562 | 0 | 98,197 | 4,502,540 | 5,640,776 |
| 2011 | 0 | 685,366 | 213,781 | 172,261 | 0 | 86,139 | 4,662,122 | 5,819,669 |
| 2012 | 2 | 645,906 | 201,032 | 173,397 | 1 | 95,896 | 4,397,485 | 5,513,719 |
| 2013 | 0 | 737,910 | 235,717 | 180,756 | 0 | 113,005 | 4,993,212 | 6,260,600 |
| 2014 | 139 | 888,219 | 280,919 | 223,955 | 29 | 131,849 | 6,024,297 | 7,549,407 |
| 2015 | (418) | 1,064,655 | 351,482 | 235,776 | (87) | 181,204 | 7,147,692 | 8,980,304 |
| 2016 | 0 | 1,069,928 | 340,894 | 263,561 | 0 | 161,736 | 7,244,184 | 9,080,303 |
| 2017 | 0 | 1,021,568 | 337,617 | 216,941 | 0 | 161,443 | 6,855,292 | 8,592,861 |
| 2018 | 0 | 1,125,829 | 397,920 | 166,833 | 0 | 195,462 | 7,424,268 | 9,310,312 |
| 2019 | 0 | 1,404,267 | 483,781 | 246,613 | 0 | 240,527 | 9,324,431 | 11,699,619 |
| **2020** | **0** | **1,305,854** | **441,003** | **247,515** | **0** | **207,528** | **8,714,778** | **10,916,678** |
| 2021 | 0 | 1,390,129 | 473,028 | 258,174 | 0 | 230,449 | 9,259,911 | 11,611,691 |
| 2022 | 0 | 1,390,129 | 473,028 | 258,174 | 0 | 230,449 | 9,259,911 | 11,611,691 |
| 2023 | 0 | 1,390,129 | 473,028 | 258,174 | 0 | 230,449 | 9,259,911 | 11,611,691 |
| 2024 | 0 | 1,390,129 | 473,028 | 258,174 | 0 | 230,449 | 9,259,911 | 11,611,691 |
| 2025 | 0 | 1,390,129 | 473,028 | 258,174 | 0 | 230,449 | 9,259,911 | 11,611,691 |
| 2026 | 0 | 1,390,129 | 473,028 | 258,174 | 0 | 230,449 | 9,259,911 | 11,611,691 |
| 2027 | 0 | 1,390,129 | 473,028 | 258,174 | 0 | 230,449 | 9,259,911 | 11,611,691 |
| 2028 | 0 | 1,390,129 | 473,028 | 258,174 | 0 | 230,449 | 9,259,911 | 11,611,691 |
| 2029 | 0 | 1,390,129 | 473,028 | 258,174 | 0 | 230,449 | 9,259,911 | 11,611,691 |
| 2030 | 0 | 1,390,129 | 473,028 | 258,174 | 0 | 230,449 | 9,259,911 | 11,611,691 |
| 2031 | 0 | 1,390,129 | 473,028 | 258,174 | 0 | 230,449 | 9,259,911 | 11,611,691 |
| 2032 | 0 | 1,390,129 | 473,028 | 258,174 | 0 | 230,449 | 9,259,911 | 11,611,691 |
| 2033 | 0 | 1,390,129 | 473,028 | 258,174 | 0 | 230,449 | 9,259,911 | 11,611,691 |
| 2034 | 0 | 1,390,129 | 473,028 | 258,174 | 0 | 230,449 | 9,259,911 | 11,611,691 |
| 2035 | 0 | 1,390,129 | 473,028 | 258,174 | 0 | 230,449 | 9,259,911 | 11,611,691 |
| **TOTAL** | **3,937** | **38,491,104** | **12,775,152** | **8,097,742** | **838** | **6,235,087** | **258,034,389** | **323,638,249** |

## TABLE B-31 Total East Branch Enlargement Facilities Transportation Charge for Each Contractor (in dollars)

| Calendar Year | SOUTHERN CALIFORNIA AREA | | | | | | | Total |
|---|---|---|---|---|---|---|---|---|
| | AVEK | Coachella | Desert | Mojave | Palmdale | San Bernardino | Metropolitan | |
| | [1] | [2] | [3] | [4] | [5] | [6] | [7] | [8] |
| 1971 | 0 | 0 | 0 | 0 | 0 | 0 | 0 | 0 |
| 1972 | 0 | 0 | 0 | 0 | 0 | 0 | 0 | 0 |
| 1973 | 0 | 0 | 0 | 0 | 0 | 0 | 0 | 0 |
| 1974 | 0 | 0 | 0 | 0 | 0 | 0 | 0 | 0 |
| 1975 | 0 | 0 | 0 | 0 | 0 | 0 | 0 | 0 |
| 1976 | 0 | 0 | 0 | 0 | 0 | 0 | 0 | 0 |
| 1977 | 0 | 0 | 0 | 0 | 0 | 0 | 0 | 0 |
| 1978 | 0 | 0 | 0 | 0 | 0 | 0 | 0 | 0 |
| 1979 | 0 | 0 | 0 | 0 | 0 | 0 | 0 | 0 |
| 1980 | 0 | 0 | 0 | 0 | 0 | 0 | 0 | 0 |
| 1981 | 0 | 0 | 0 | 0 | 0 | 0 | 0 | 0 |
| 1982 | 0 | 0 | 0 | 0 | 0 | 0 | 0 | 0 |
| 1983 | 0 | 0 | 0 | 0 | 0 | 0 | 0 | 0 |
| 1984 | 0 | 0 | 0 | 0 | 0 | 0 | 0 | 0 |
| 1985 | 0 | 0 | 0 | 0 | 0 | 0 | 0 | 0 |
| 1986 | 0 | 0 | 0 | 0 | 0 | 0 | 0 | 0 |
| 1987 | 0 | 0 | 0 | 0 | 0 | 0 | 0 | 0 |
| 1988 | 18,266 | 1,209,293 | 360,156 | 502,810 | 3,356 | 0 | 8,552,529 | 10,646,410 |
| 1989 | 19,176 | 1,269,524 | 378,094 | 527,854 | 3,523 | 0 | 8,978,504 | 11,176,675 |
| 1990 | 19,186 | 1,270,244 | 378,308 | 528,153 | 3,525 | 0 | 8,983,597 | 11,183,013 |
| 1991 | 19,187 | 1,270,261 | 378,314 | 528,160 | 3,525 | 0 | 8,983,717 | 11,183,164 |
| 1992 | 38,420 | 2,543,616 | 757,549 | 1,057,606 | 7,059 | 0 | 17,989,315 | 22,393,565 |
| 1993 | 40,029 | 2,650,139 | 789,274 | 1,101,897 | 7,354 | 0 | 18,742,682 | 23,331,375 |
| 1994 | 39,705 | 2,949,121 | 884,376 | 1,188,061 | 7,295 | 70,133 | 20,765,875 | 25,904,566 |
| 1995 | 39,632 | 2,902,004 | 868,042 | 1,177,437 | 7,281 | 59,461 | 20,452,246 | 25,506,103 |
| 1996 | 39,825 | 2,923,960 | 868,252 | 1,202,504 | 7,317 | 55,287 | 20,637,619 | 25,734,764 |
| 1997 | 41,743 | 3,153,265 | 946,520 | 1,249,728 | 7,669 | 62,571 | 22,187,399 | 27,648,895 |
| 1998 | 42,642 | 3,252,898 | 976,720 | 1,283,802 | 7,834 | 66,278 | 22,881,260 | 28,511,434 |
| 1999 | 44,775 | 3,197,893 | 957,160 | 1,292,426 | 8,230 | 39,144 | 22,546,557 | 28,086,185 |
| 2000 | 49,163 | 3,648,927 | 1,088,052 | 1,469,625 | 9,048 | 57,583 | 25,720,797 | 32,043,195 |
| 2001 | 49,058 | 3,554,586 | 1,056,638 | 1,444,048 | 9,014 | 32,682 | 25,088,132 | 31,234,158 |
| 2002 | 47,943 | 3,559,654 | 1,052,240 | 1,457,812 | 8,814 | 46,287 | 25,138,498 | 31,311,248 |
| 2003 | 40,765 | 3,150,771 | 927,648 | 1,287,022 | 7,489 | 50,526 | 22,248,330 | 27,712,551 |
| 2004 | 45,477 | 3,425,523 | 1,024,629 | 1,357,982 | 8,385 | 73,969 | 24,106,221 | 30,042,186 |
| 2005 | 33,889 | 2,666,264 | 810,499 | 1,010,087 | 6,243 | 75,742 | 18,680,937 | 23,283,661 |
| 2006 | 48,944 | 3,598,391 | 1,073,922 | 1,438,014 | 9,038 | 72,153 | 25,342,204 | 31,582,666 |
| 2007 | 45,289 | 3,657,551 | 1,116,664 | 1,374,649 | 8,321 | 114,649 | 25,600,172 | 31,917,295 |
| 2008 | 42,491 | 3,499,709 | 1,052,531 | 1,357,194 | 7,806 | 111,916 | 24,565,592 | 30,637,239 |
| 2009 | 43,668 | 3,619,064 | 1,101,483 | 1,358,412 | 8,023 | 116,985 | 25,332,816 | 31,580,451 |
| 2010 | 44,839 | 3,633,106 | 1,095,115 | 1,398,880 | 8,238 | 98,197 | 25,497,624 | 31,775,999 |
| 2011 | 43,190 | 3,544,785 | 1,065,383 | 1,361,175 | 7,935 | 86,139 | 24,884,907 | 30,993,514 |
| 2012 | 43,706 | 3,539,355 | 1,062,769 | 1,376,460 | 8,030 | 95,896 | 24,860,944 | 30,987,160 |
| 2013 | 37,663 | 3,231,379 | 978,331 | 1,217,512 | 6,919 | 113,005 | 22,627,872 | 28,212,681 |
| 2014 | 40,124 | 3,535,443 | 1,069,325 | 1,324,640 | 7,375 | 131,849 | 24,746,364 | 30,855,120 |
| 2015 | 44,224 | 4,020,223 | 1,231,720 | 1,464,668 | 8,115 | 181,204 | 28,050,477 | 35,000,631 |
| 2016 | 44,525 | 4,017,730 | 1,218,819 | 1,489,223 | 8,180 | 161,736 | 28,092,040 | 35,032,253 |
| 2017 | 45,830 | 4,055,790 | 1,241,280 | 1,478,536 | 8,420 | 161,443 | 28,314,339 | 35,305,638 |
| 2018 | 43,516 | 4,006,806 | 1,255,943 | 1,364,710 | 7,995 | 195,462 | 27,799,513 | 34,673,945 |
| 2019 | 62,414 | 5,612,662 | 1,747,216 | 1,964,730 | 11,467 | 240,527 | 39,022,500 | 48,661,516 |
| **2020** | **61,498** | **5,443,750** | **1,682,148** | **1,940,390** | **11,299** | **207,528** | **37,922,622** | **47,269,235** |
| 2021 | 62,760 | 5,619,290 | 1,742,362 | 1,985,827 | 11,531 | 230,449 | 39,106,699 | 48,758,918 |
| 2022 | 60,366 | 5,456,308 | 1,693,234 | 1,919,908 | 11,091 | 230,449 | 37,957,830 | 47,329,186 |
| 2023 | 49,648 | 4,735,631 | 1,477,136 | 1,624,862 | 9,121 | 230,449 | 32,870,420 | 40,997,267 |
| 2024 | 52,180 | 4,903,735 | 1,527,264 | 1,694,560 | 9,587 | 230,449 | 34,058,896 | 42,476,671 |
| 2025 | 59,616 | 5,397,021 | 1,674,302 | 1,899,265 | 10,953 | 230,449 | 37,546,764 | 46,818,370 |
| 2026 | 22,827 | 2,945,217 | 941,961 | 886,552 | 4,194 | 230,449 | 20,220,590 | 25,251,790 |
| 2027 | 23,456 | 2,989,382 | 955,449 | 903,862 | 4,309 | 230,449 | 20,530,773 | 25,637,680 |
| 2028 | 15,305 | 2,430,946 | 786,655 | 679,462 | 2,812 | 230,449 | 16,597,337 | 20,742,966 |
| 2029 | 15,948 | 2,475,374 | 800,129 | 697,174 | 2,930 | 230,449 | 16,909,993 | 21,131,997 |
| 2030 | 3,373 | 1,613,449 | 539,538 | 351,028 | 620 | 230,449 | 10,839,300 | 13,577,757 |
| 2031 | 3,361 | 1,612,644 | 539,298 | 350,693 | 617 | 230,449 | 10,833,613 | 13,570,675 |
| 2032 | 3,367 | 1,613,051 | 539,419 | 350,863 | 619 | 230,449 | 10,836,494 | 13,574,262 |
| 2033 | 3,363 | 1,612,749 | 539,329 | 350,737 | 618 | 230,449 | 10,834,352 | 13,571,597 |
| 2034 | 3,367 | 1,613,063 | 539,423 | 350,867 | 619 | 230,449 | 10,836,569 | 13,574,357 |
| 2035 | 3,369 | 1,613,144 | 539,447 | 350,900 | 619 | 230,449 | 10,837,144 | 13,575,072 |
| **TOTAL** | **1,743,108** | **154,244,691** | **47,330,066** | **55,972,767** | **320,362** | **6,235,087** | **1,076,160,974** | **1,342,007,055** |