



PRESENTED BY:



ag
INNOVATIONS

Your Delta Your Voice Environmental Justice Community Survey

May 28 2021



CALIFORNIA DEPARTMENT OF
WATER RESOURCES



Goal of “Your Delta, Your Voice” Survey – Fall 2020

Photo: The Mercury

Goal:

- 1) gather information from disadvantaged communities in the Delta region, including low income about how they work, live, recreate, and experience the Delta
- 2) understand how the community values and uses its natural, economic, and social resources.

Information was gathered to:

- inform the proposed Delta Conveyance project environmental review and planning process, particularly the environmental justice chapter of the CEQA Environmental Impact Report
- increase awareness of the proposed project
- increase Delta region disadvantaged community members interests in participating in public engagement activities.

Focus was on historically burdened, underrepresented, people of color, and low-income communities of interest, including indigenous and Tribal members.

Survey Questions

Welcome and Overview

Purpose

Some education

Priorities

What's important to you?

Suggest your own priority

Special Places using Map

Businesses

Gathering spots

Fishing

Historic and cultural sites (some confidential)

Other special places

Delta Community Needs

What respondents like best and have concerns about in the Delta region

Economic wellbeing and identifying social services

Experience in nature

Opinions on concerns and benefits of the Delta Conveyance Project

Demographics

Zip code

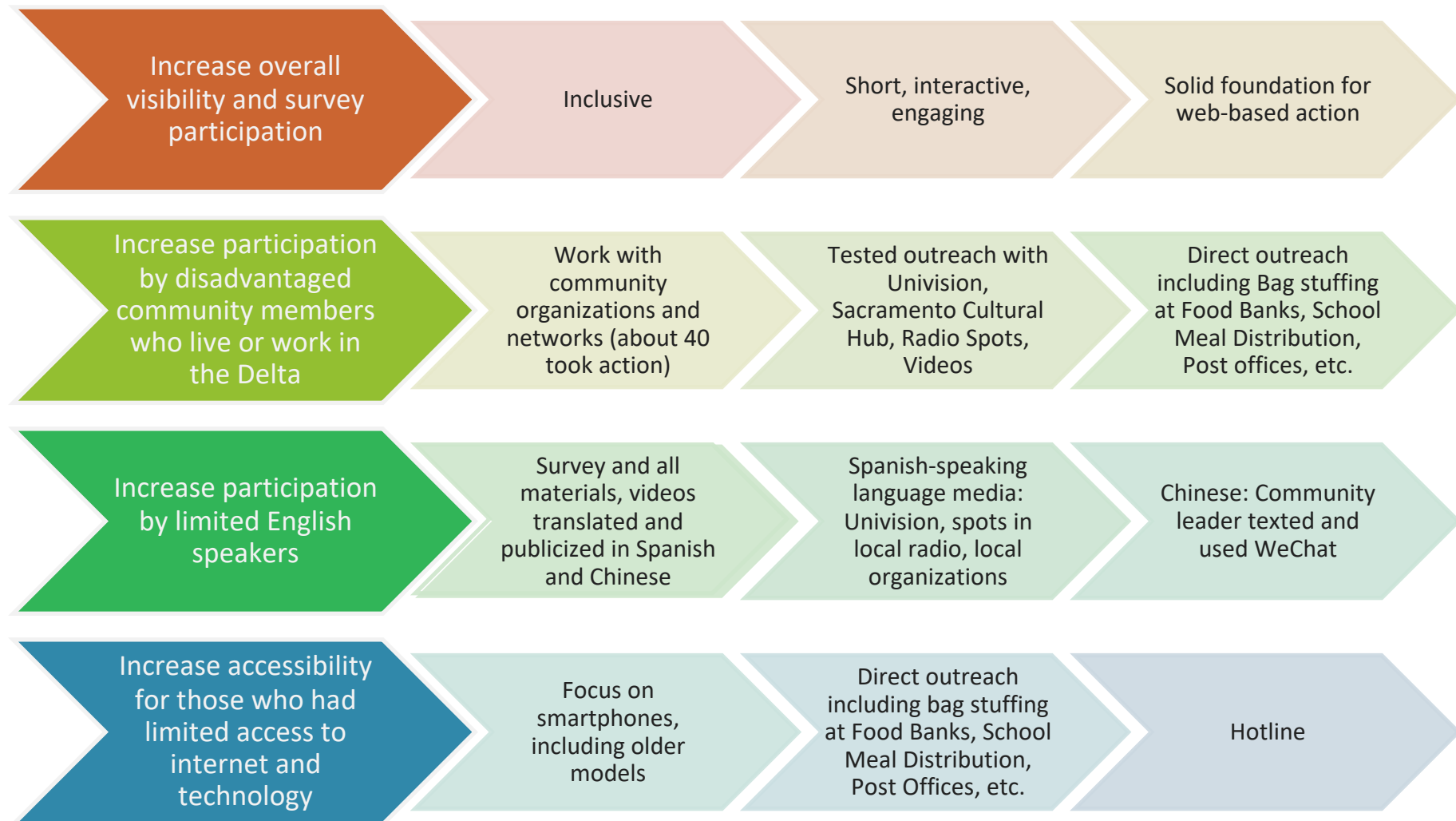
Ethnicity

Language

Income

Email (anonymous)

Survey Objectives and Outreach Approaches



Who responded?

REPORTING SETS FOR ALL SURVEY FINDINGS:

2117 total participants

540 Delta Region DAC Participants

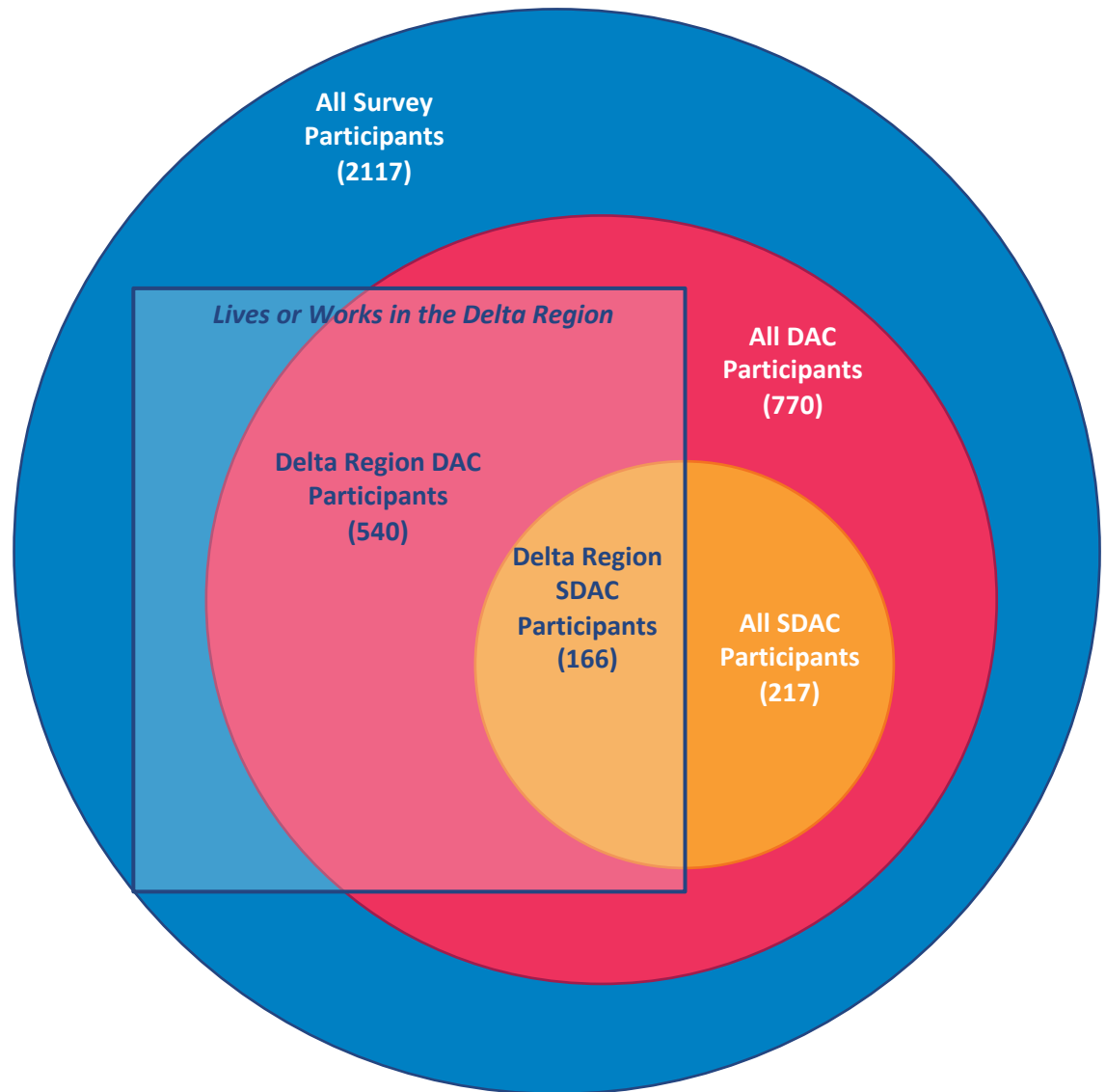
DAC is defined as:

- Non-white or
- Household income is less than \$60,000 or
- By zip code and household income is less than \$75,000

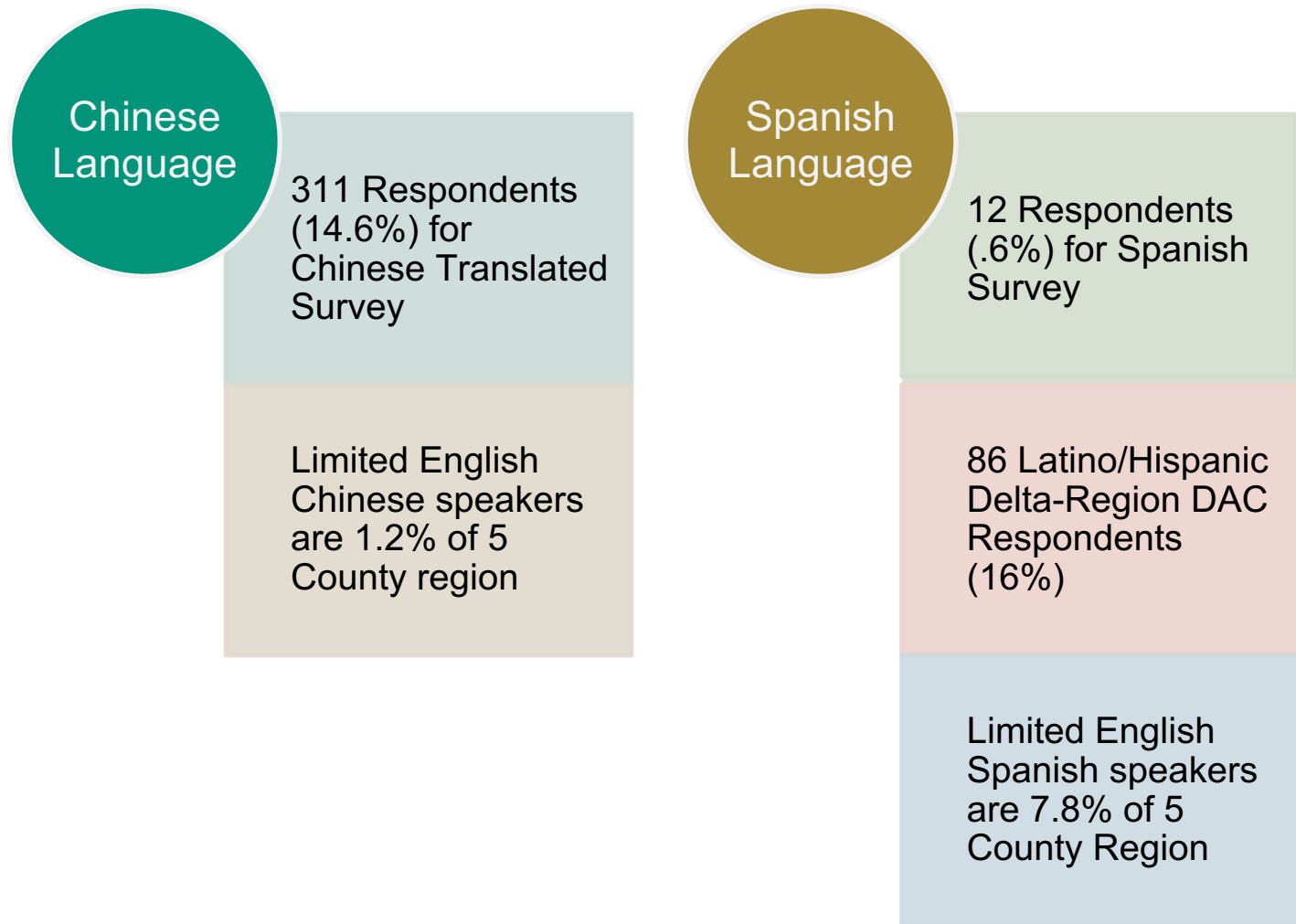
DAC includes 166 Delta Region SDAC Participants

SDAC is defined as

- Household income is less than \$45,000 or
- By zip code and household income is less than \$60,000

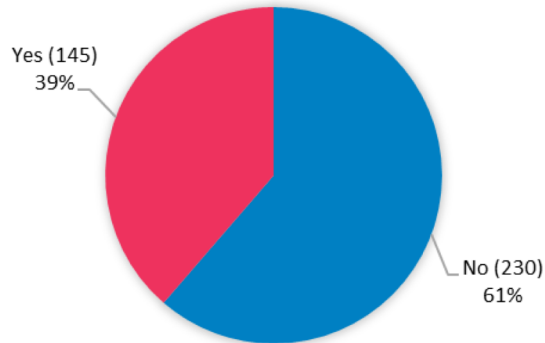


Survey Results compared to 5-County Limited English Population

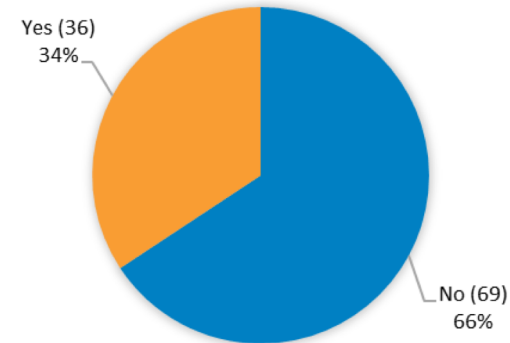


Have you ever participated before?

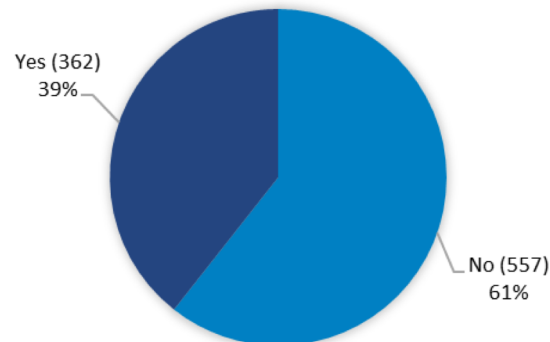
Have you ever participated in a public process related to a Delta tunnel proposal?
Delta DAC Respondents (375 of 540)



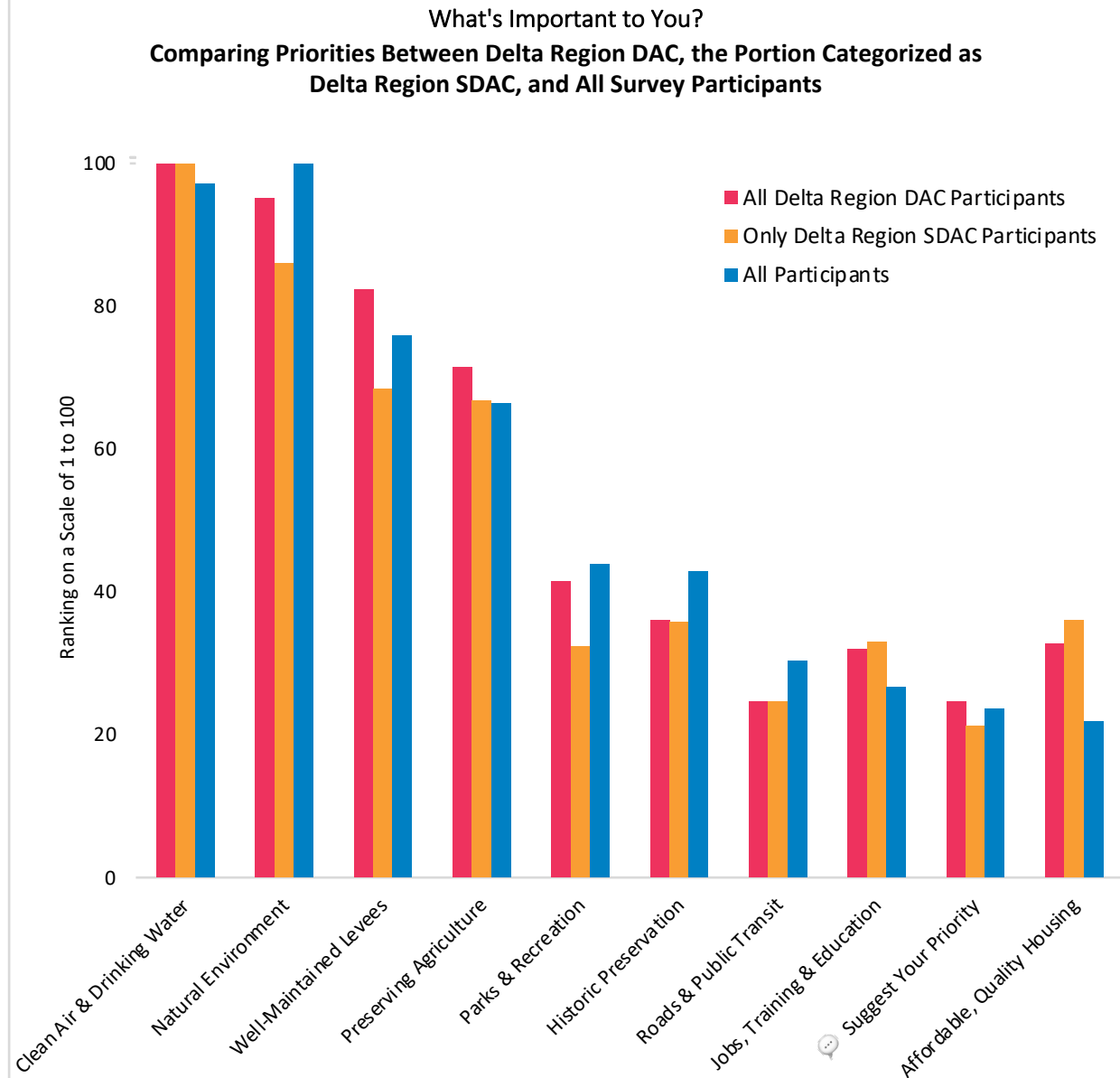
Have you ever participated in a public process related to a Delta tunnel proposal?
Delta SDAC Respondents (105 of 166)



Have you ever participated in a public process related to a Delta tunnel proposal?
All Respondents (919 of 2117)



What's most important to you?



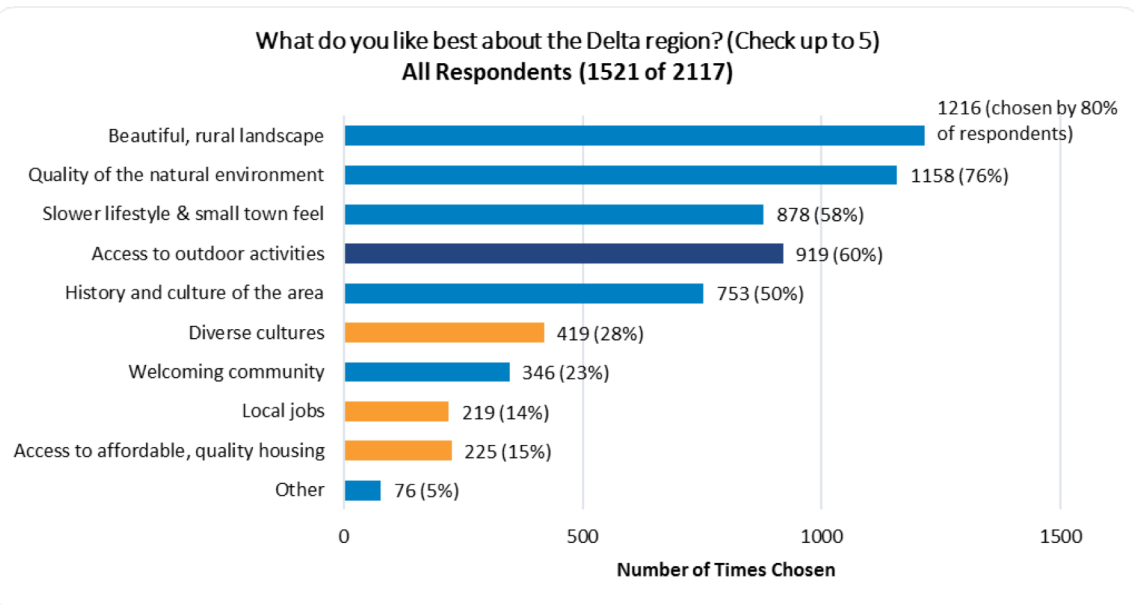
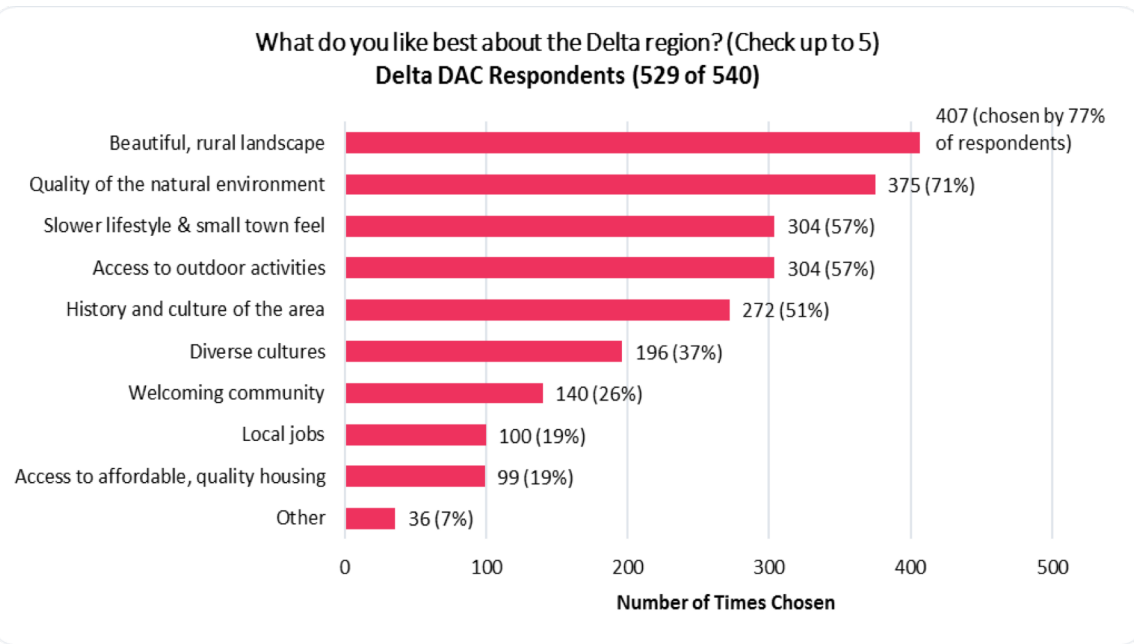
Rankings are weighted by multiplying a priorities average rank by the number of times it was chosen.

What do you like best about the Delta region?

Top 5 Priorities are the same for DAC, SDAC, and All Respondents

SDAC and DAC differ with All Respondents on...

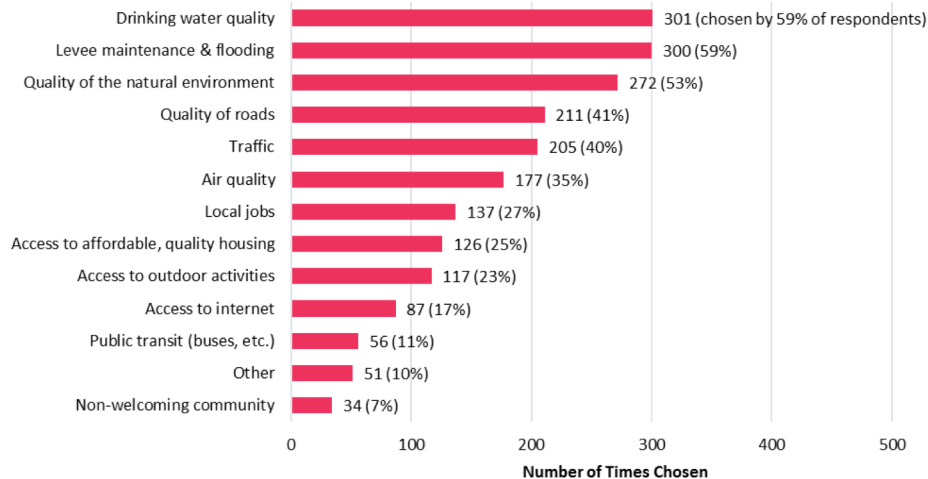
1. Diverse cultures
2. Welcoming community
3. Local jobs
4. Access to affordable quality housing



What, if any concerns do you currently have about living or working in the Delta?

What, if any, concerns do you currently have about living or working in the Delta?
(Choose up to 5)

Delta DAC Respondents (512 of 540)

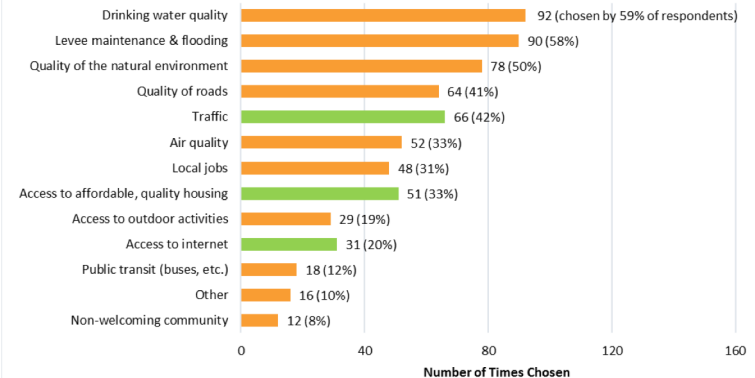


Top concerns are drinking water quality, levee maintenance and flooding, and quality of the natural environment.

"Protecting the Natural Environment of the Delta. It's healthiness affects the entire region."

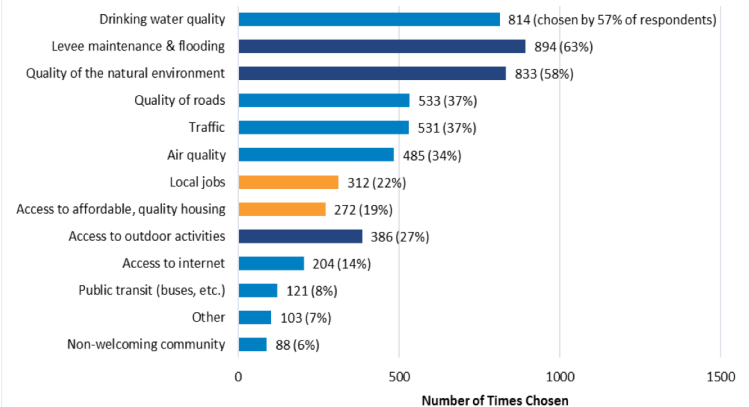
What, if any, concerns do you currently have about living or working in the Delta?
(Choose up to 5)

Delta SDAC Respondents (156 of 166)



What, if any, concerns do you currently have about living or working in the Delta?
(Choose up to 5)

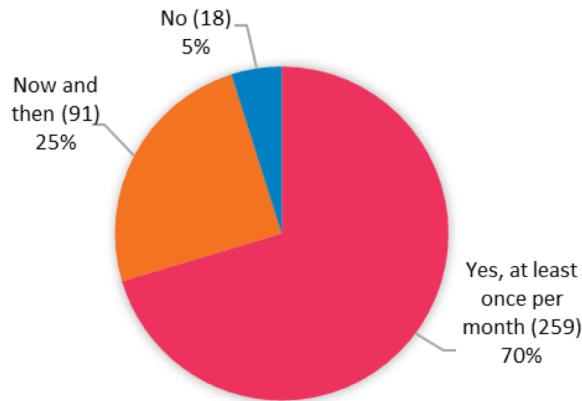
All Respondents (1427 of 2117)



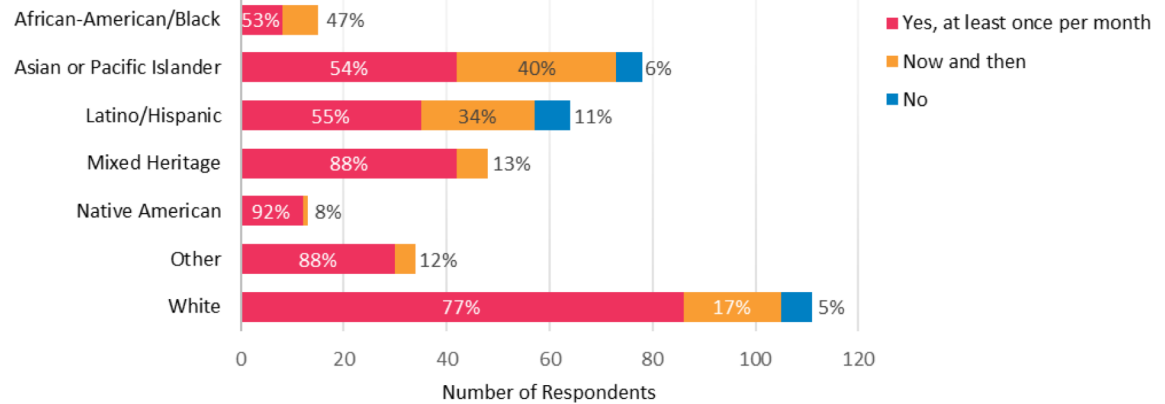
Do you spend much time visiting the Delta waterways and natural areas?

Do you spend much time visiting the Delta waterways and natural areas?

Delta DAC Respondents (368 of 540)

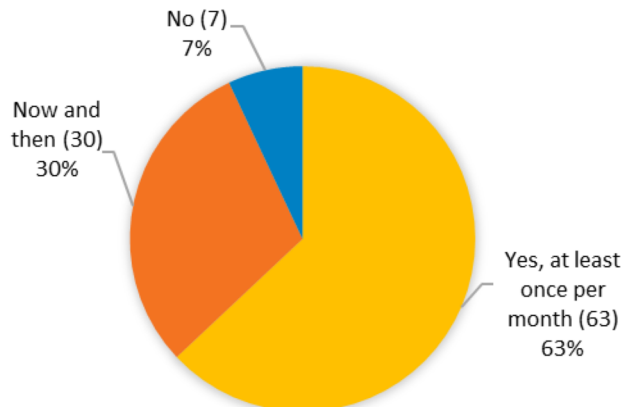


Do you spend much time visiting the Delta waterways and natural areas?
Comparison by Ethnicity for Delta DAC Respondents (368 of 540)

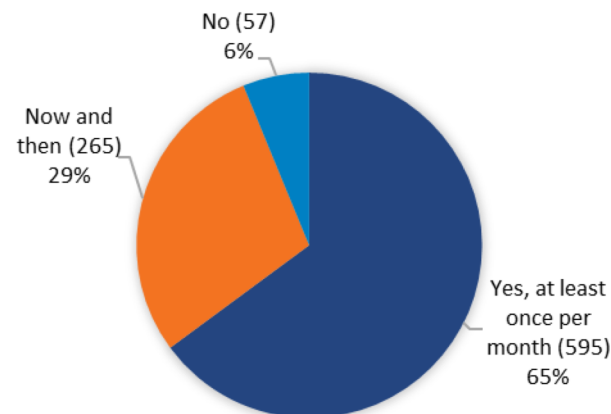


Do you spend much time visiting the Delta waterways and natural areas?

Delta SDAC Respondents (100 of 166)



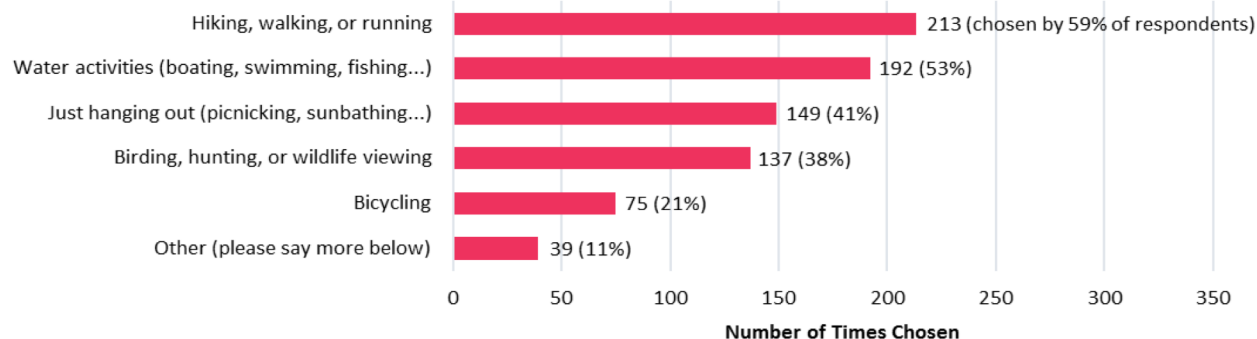
Do you spend much time visiting the Delta waterways and natural areas?
All Respondents (917 of 2117)



What activities do you do most frequently in the Delta?

If yes [you spend time in Delta waterways and natural areas], what do you do most frequently?

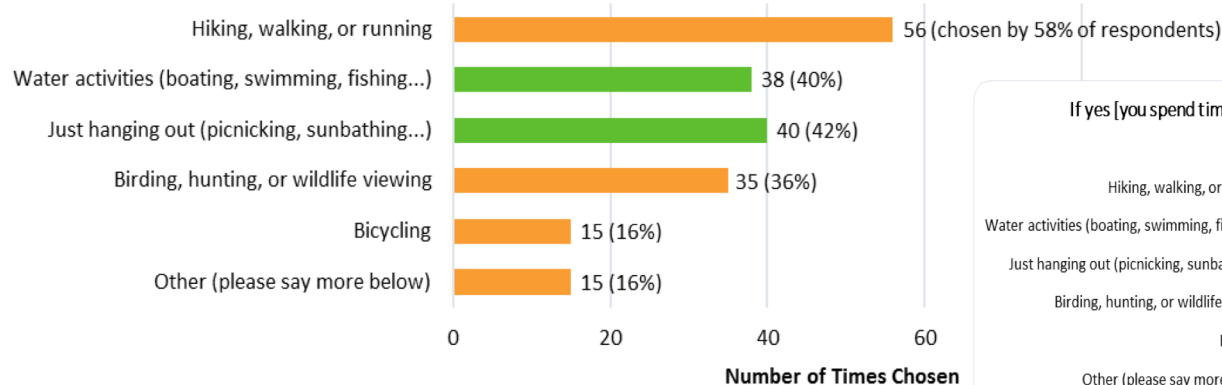
Delta DAC Respondents (362 of 540)



Hiking, walking and running was most frequently selected for outdoor recreation for DAC and SDAC.

If yes [you spend time in Delta waterways and natural areas], what do you do most frequently?

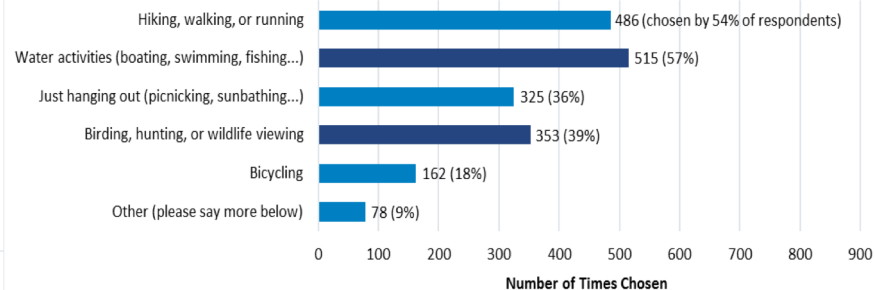
Delta SDAC Respondents (96 of 166)



All Respondents selected water activities most frequently.

If yes [you spend time in Delta waterways and natural areas], what do you do most frequently?

All Respondents (897 of 2117)



All Special Places by Map Marker

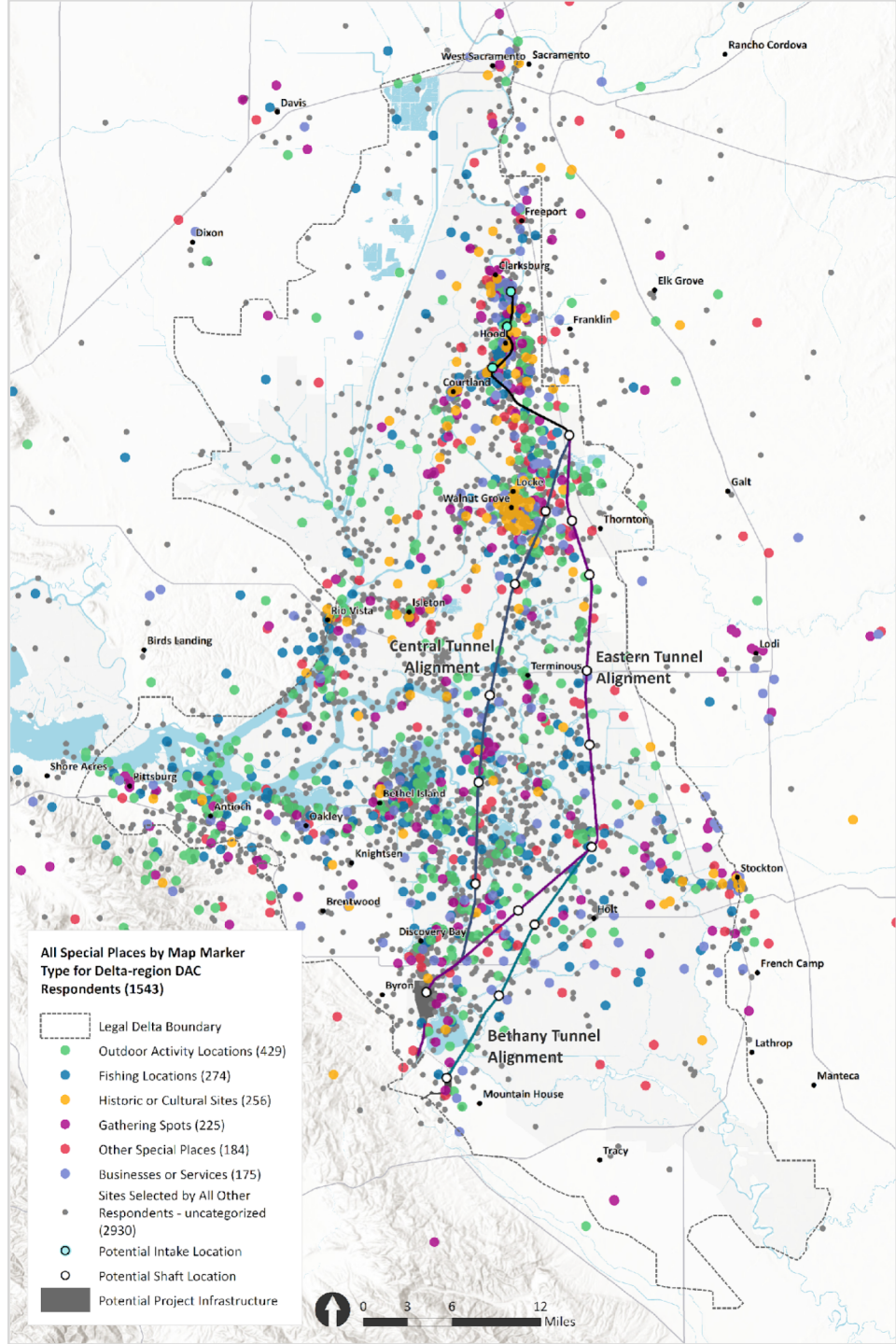
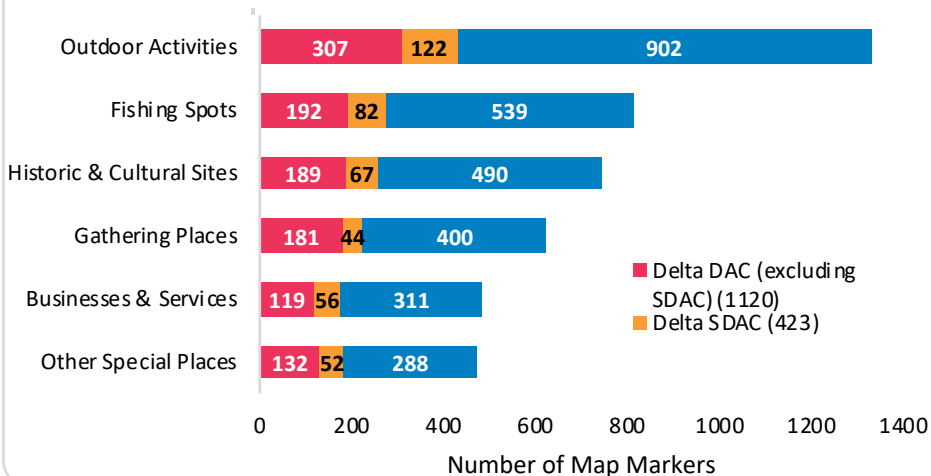
Outdoor Activities: 28%

Fishing Spots: 18%, Historic & Cultural Sites: 17%

Gathering Places: 15%

Businesses & Services: 12%, and Other Special Places: 11%

Map Marker Types by Survey Participant Category



Highlights from “Special Places” Mapping

“Restaurants and marinas provide an experience to people locally and visitors to show the value and impact of this beautiful resource... They are important to the environment, preservation, recreation and economy in the Delta. restaurants to visit via boat or road”

Combined marinas and restaurants are popular

96% Delta DAC IDed Historic & Cultural sites need improvement

The most frequently selected outdoor activity were water activities

Living on the Delta is about Life on the Water

“Locke is an amazing historic town not like any other in the U.S. which was built by the Chinese for the Chinese.”

Locke was IDed in 41% of Historic/ cultural sites

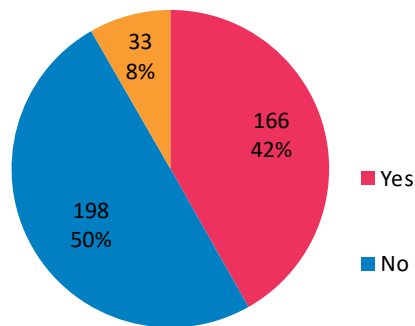
“Our family and many friends spend time fishing in the Delta. Especially in this COVID time, it's been a safe way to de-stress, connect with nature, and (when fish bite) provide some protein.”

90% eat fish 4 or more times per week (of those who responded)

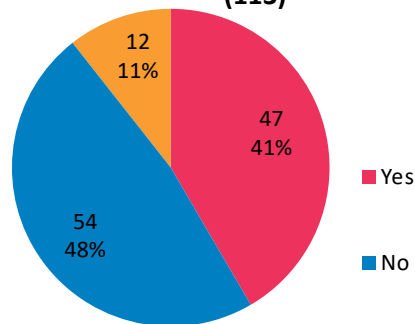
“It [Locke] is built on reclaimed swamp land like the other towns in the Delta. The foundations are not good...the town will probably crumble if construction happens.”

Do you work in the Delta?

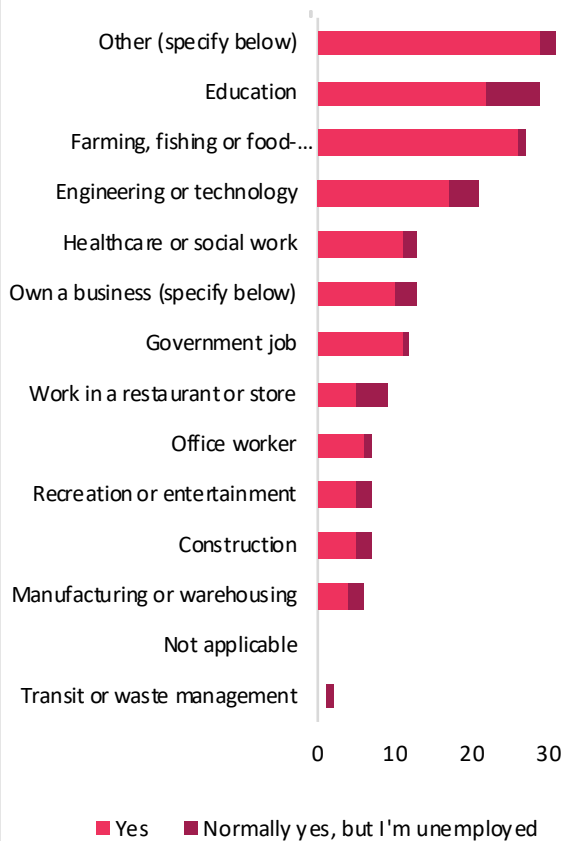
Do you work in the Delta?
All Delta DAC Respondents (397)



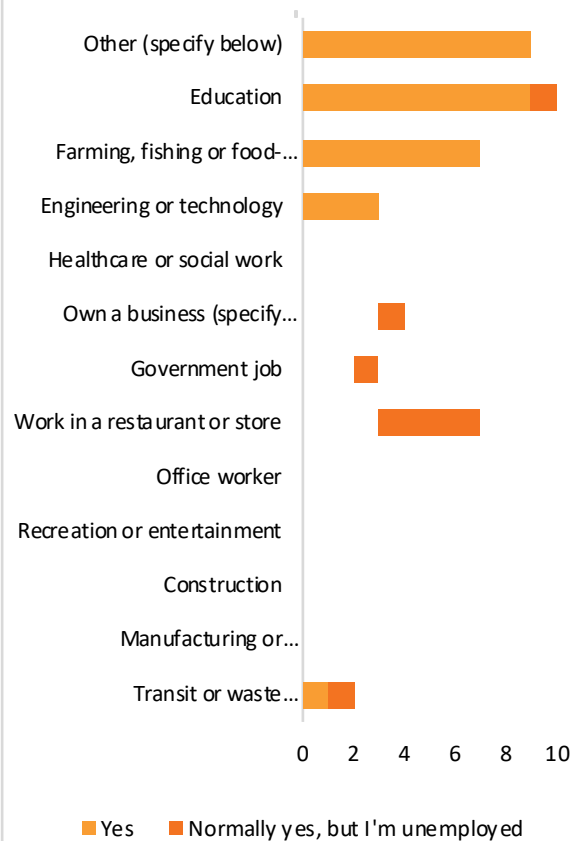
Do you work in the Delta?
Only Delta SDAC Respondents (113)



If you work or are seeking work, what
type of work do you typically do?
All Delta DAC Respondents Who Work
or Are Seeking Work (188)



If you work or are seeking work,
what type of work do you typically
do?
Only Delta SDAC Respondents Who
Work or Are Seeking Work (56)



Are there services needed in your community?

- Social services are needed in the Delta (67% of Delta-region DAC responses). Top services identified include:

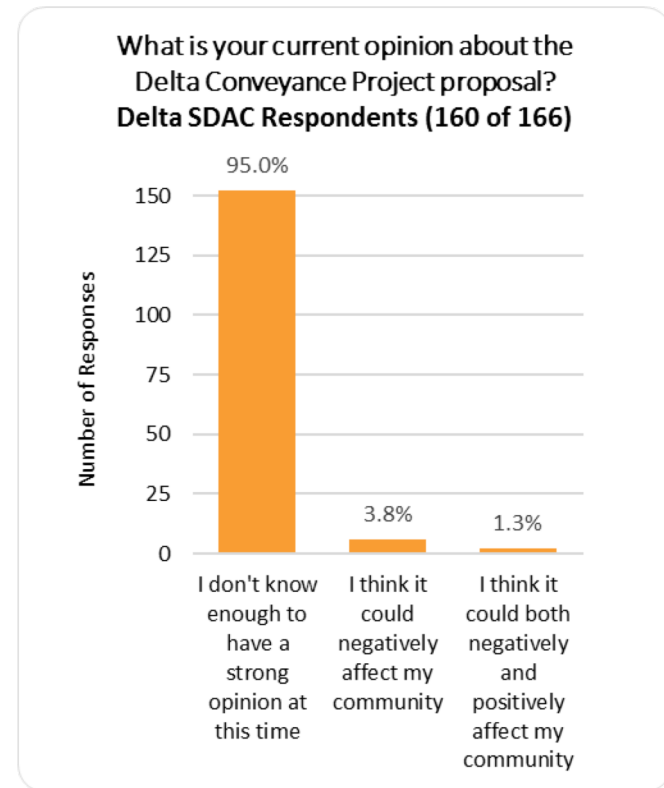
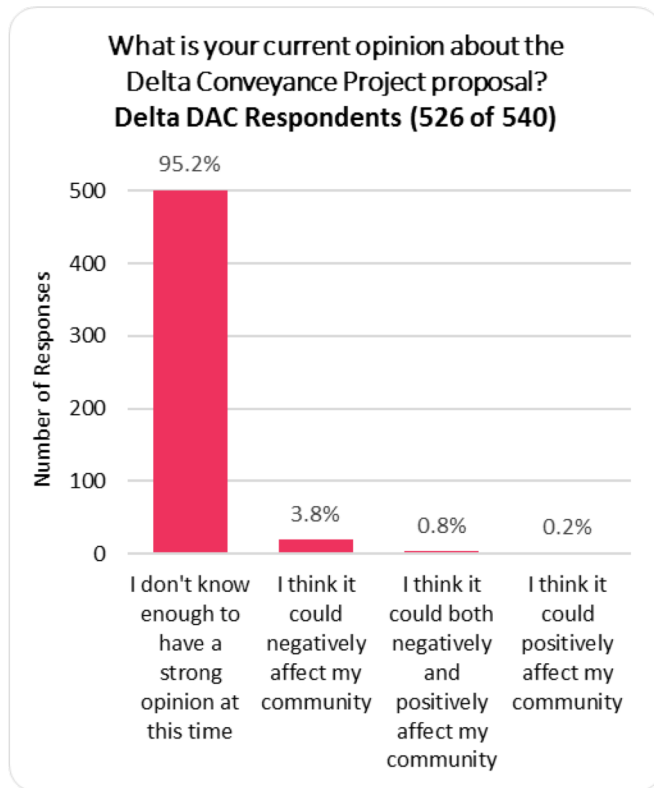
- **Homeless services** (17%)
- **Food banks/food security** (16%)
- Other issues:
 - Affordable and quality housing
 - Children's and teens programs
 - Health and medical services

No Services needed (19%)

"The city of Stockton's homeless population has steadily grown in recent years. Many of the camps are located along waterways that feed the Delta including the Calaveras River and Mormon Slough. Limited opportunities for education, high poverty, chronic unemployment and soaring housing costs along with mental health and substance abuse issues all contribute to this growing challenge. Short term, a large construction project in the Delta might give some relief. It will not solve the problem."



What is your current opinion about the Delta Conveyance Project proposal?



Participants expressed opposition to the “tunnel” throughout the survey. This contrasts with the strong response to this question of, “I don’t know enough to have a strong opinion at this time.”

What potential benefits of the proposal could you see for your community?

More than two thirds (71%) of Delta-region DAC respondents commented that there are no benefits that will come from the project.

Other responses included jobs & training (11%) and improving natural environment (9%)

**Note – the DWR Community Benefits Program was not formulated at that time of the survey.*



Figure 2. Themes from Delta-region DAC comments on "What potential benefits of the proposal could you see for your community?"

Some Learnings

- Delta DAC participants have strong interests in the natural environment and preserving the Delta and its community, agriculture, and heritage. For many, their quality of life is interwoven with “life on the water.”
- Outdoor activities are important to Delta DAC participants, including hiking, walking and running and water activities.
- Services are needed, with a strong emphasis on homelessness.