

Status of 2020 Urban Water Management Plans

**A Report to the Legislature pursuant to Section 10644 of
the California Water Code**

January 2023



California Department of Water Resources
Water Use Efficiency Branch

This page left blank intentionally.

State of California
Gavin Newsom, Governor

California Natural Resources Agency
Wade Crowfoot, Secretary for Natural Resources
Saul Gomez, Undersecretary
Andrea Ambriz, Deputy Secretary for External Affairs

California Department of Water Resources
Karla Nemeth, Director
Cindy Messer, Lead Deputy Director

Deputy Directors

Business Operations
Stephanie Varrelman

Climate Resilience
John Andrew

Flood Management and Dam
Safety
Gary Lippner

Integrated Watershed
Management
Kristopher A. Tjernell

Security and Emergency
Management Program
John Paasch

Special Initiatives
Bianca Sievers

State Water Project
Ted Craddock

Statewide Water and Energy
Delphine Hou

Sustainable Groundwater
Management
Paul Gosselin

Legislative Affairs
Kasey Schimke

Public Affairs
Margaret Mohr

Office Executives

Office of General
Counsel
Thomas R. Gibson

Government and
Community Liaison
Anecita Agustinez

Internal Audit Office
David Whitsell

Office of Workforce Equality
Tiffany Vital

Division of Regional Assistance
Arthur Hinojosa, Manager

Water Use Efficiency Branch
Ryan Bailey, Manager

This report was prepared by:

Water Use Efficiency Branch
Sabrina Cook
Fethi BenJemaa
Julia Ekstrom
Gwen Huff
Zaida Darley
Betsy Vail
Jim Lin
Nancy King
Aakash Prashar
Dave Todd

Table Of Contents

Executive Summary	I
1.0 Introduction	1
1.1 Water Suppliers Subject to Preparation of a UWMP	1
1.2 Statutory Requirements	1
1.2.1 Relevant Legislation	1
1.2.2 Requirements for Urban Water Suppliers.....	3
1.2.3 Eligibility for State Funding	3
1.2.3 Requirements for Department of Water Resources (DWR).....	4
1.3 Importance of Urban Water Management Plans	4
1.3.1 Urban Water Suppliers in California	4
1.3.2 Importance to Urban Water Suppliers	5
1.3.3 Importance to DWR and the State of California	5
1.4 DWR Guidance and Assistance to Urban Water Suppliers.....	5
1.5 Planning Elements New to 2020 UWMPs.....	7
2.0 Summary of 2020 UWMP Submittals and Review	9
2.1 Submittals	9
2.2 DWR Review Process.....	10
3.0 Compliance with SB X7-7 Water Conservation Act of 2009	11
3.1 Statewide Water Use Target – 20% Reduction by 2020 Target.....	11
3.2 Water Use Reduction by Hydrologic Region	12
3.3 Individual Urban Retail Water Supplier Water Use Targets and Compliance	13
3.4 Exemplary Elements	16
3.5 Urban Water Use Efficiency Going Forward	17
4.0 Summary of Water Shortage Contingency Plans (WSCP).....	19
4.1 Required Elements of WSCP.....	19
4.2 Summary of WSCP Submittals	21
4.3 Exemplary Elements	22

5.0 Compliance with Energy Use	23
5.1 Summary of Energy Use Reporting	23
5.2 Exemplary Elements	25
6.0 Conclusion	27

Tables

Table ES-1: Summary of 2020 Urban Water Management Plan Submittals	I
Table 1: Summary of 2020 Urban Water Management Plan Submittals	9
Table 2: UWMP Submissions since 2000	10
Table 3: Water Use Reduction by Hydrologic Regions.....	13

Appendices

Appendix A – 2020 Urban Water Management Plan Submittals	A1
Appendix B – Regional Alliance Reporting for the Water Conservation Act of 2009 (SB X7-7 2009).....	B1
Appendix C – Annual Statewide GPCD Values and Sources.....	C1

Abbreviations and Acronyms

AB	Assembly Bill
AF	Acre-feet
Act	Urban Water Management Planning Act
AWSDA	Annual Water Supply and Demand Assessment
CWC or Water Code	California Water Code
DRA	Drought Risk Assessment
DWR	Department of Water Resources
eAR	electronic Annual Reporting
GHG	Greenhouse Gas
GPCD	Gallons per Capita per Day
Legislature	The State of California Legislature
MWELO	Model Water Efficient Landscape Ordinance
PWS	Public Water System
RUWMP	Regional Urban Water Management Plan
DOE	U.S. Department of Energy
DWR	California Department of Water Resources
SB	Senate Bill
SB X7-7 or 20x2020	Senate Bill Seven of the Senate's Seventh Extraordinary
State Water Board	State Water Resources Control Board
UWMP	Urban Water Management Plan
WSCP	Water Shortage Contingency Plan
WSRA	Water Supply Reliability Assessment

This page left blank intentionally.

Executive Summary

As required by the California Water Code (CWC), every five years Urban Water Suppliers must submit an Urban Water Management Plan (UWMP) to the Department of Water Resources (DWR). DWR then reports to the Legislature on the status of UWMPs and Water Shortage Contingency Plans (WSCPs) and exemplary elements.

Key Findings:

- 95% (417 of 438) of Urban Water Suppliers submitted plans.
- 97% (374 of 386) of Urban Retail Suppliers that submitted UWMPs met their water use reduction targets.
- Statewide per capita urban water use was down 32% by 2020 from baseline period (suppliers identify a continuous 10-year or 15-year baseline period between 1995 and 2010).
- 94% (393 of 417) of Urban Water Suppliers anticipate being able to manage any water shortages by implementing their Water Shortage Contingency Plans.

Reporting Compliance

DWR identified 438 suppliers as Urban Water Suppliers that are required to submit a 2020 UWMP. A total of 95% (417 of 438) have submitted their 2020 UWMPs as of November 28, 2022. This reflects a 3% increase in reporting compared with the 2015 UWMPs. Urban Water Suppliers that have not submitted a UWMP are not eligible for a water grant or loan awarded or administered by the State.

Table ES-1: Summary of 2020 Urban Water Management Plan Submittals

Status	Retail	Wholesale	Both	Total*
Submitted	370	31	16	417
Not Submitted	17	4	0	21
Total	387	35	16	438

*The total number of water suppliers required to submit a UWMP in this report is based on an updated assessment that occurred after the Annual Water Supply and Demand Assessment Report due date of July 1, 2022. Refer to Appendix A for submittal status of all Urban Water Suppliers.

An additional 11 water suppliers that did not meet the threshold that defines an Urban Water Supplier, voluntarily submitted a UWMP. An Urban Water Supplier is defined as a water supplier, either publicly or privately owned, that provides (potable) water through a public water system for municipal purposes (directly or indirectly) to more than 3,000 customers or supplying more than 3,000 acre-feet annually.

Water Use Reductions

Individual Urban Retail Water Supplier Compliance with Targeted Water Reduction

SB X7-7 requires Urban Retail Water Suppliers to report whether they met their 2020 water use reduction target in their 2020 UWMP. Of the Urban Retail Water Suppliers that submitted retail UWMPs, 97% (374 of 386) achieved or surpassed their 2020 water use reduction targets; 369 of these Urban Retail Water Suppliers achieved their targets on an individual basis, while five achieved the target through their Regional Alliances. The majority of those that did not meet targets cited exceptional water use from either COVID-19 impacts or major wildfires.

Statewide Compliance with Targeted Water Reduction

DWR aggregated individual Urban Retail Water Suppliers' baseline and target water uses, as reported in the UWMPs, to determine the 2020 statewide water use reduction target, which was set in the SB X7-7 legislation as a 20% reduction from the statewide baseline water use.

The State surpassed the mandate to reduce per capita urban water use by 20% in the year 2020 and reduced this water use by 32%. Overall water use decreased from the baseline water of 199 GPCD to 136 GPCD.

Urban Water Suppliers' investments in rebate programs, Leak Detection Sensor Technology, increased water metering, outreach and education, and turf removal programs, along with increased State efforts like the Save Our Water campaign and updated building codes contributed to water use reductions that are expected to be more permanent than temporary.

Water Shortage Contingency Plans (WSCP)

Per the information reported by Urban Water Suppliers in their 2020 WSCPs, Drought Risk Assessments (DRAs), and Water Supply Reliability Assessments (WSRAs):

- 94% (393 of 417) of Urban Water Suppliers anticipate being able to manage any water shortages by implementing their Water Shortage Contingency Plans.
- 6% (24 of 417) of those reporting project potential remaining shortages and will need to continue to identify additional response actions in their plans.

Water-Energy Use Reporting

This is the first time that reporting of water-energy use is mandatory, but it is limited to required information that is readily obtainable. Of the UWMPs submitted by Urban Water Suppliers, 93% (388 of 417) of submissions included data on potable water-energy use. Urban Water Suppliers could also voluntarily report energy used for the wastewater and the recycled water process. For those opting to include those measures in their reporting, 18% (74 of 417) of Urban Water Suppliers reported energy use associated with wastewater and 10% (41 of 417) of Urban Water Suppliers reported energy use associated with recycled water.

Conclusion

UWMPs help support Urban Water Suppliers with their long-term resource planning and ensure the availability and reliability of adequate water supplies to meet existing and future water demands. The 2020 UWMPs demonstrate that most Urban Water Suppliers are becoming more water efficient while demonstrating resiliency to drought and catastrophic events.

This page left blank intentionally.

1.0 Introduction

This report is respectfully submitted to the Legislature pursuant to the requirements of the California Water Code (CWC).

CWC Section 10644 of the Urban Water Management Planning Act (Act), requires DWR to summarize the status of Urban Water Management Plans (UWMPs) and Water Shortage Contingency Plans (WSCPs).

UWMPs are prepared by California's Urban Water Suppliers to support their long-term resource planning and ensure that adequate water supplies are available to meet existing and future water demands.

This report presents the information provided in 2020 UWMPs that is required by the Urban Water Management Planning Act (CWC Section 10610 – 10657), supplemented by the Water Conservation Act of 2009 (CWC Section 10608) and the new requirements for UWMPs under the 2018 Water Conservation Legislation (CWC Section 10608 -10609.42: Sustainable Water Use and Demand Reduction and CWC Section 10610 -10657: Urban Water Management Planning Act).

1.1 Water Suppliers Subject to Preparation of a UWMP

An Urban Water Supplier is defined in CWC Section 10617 as a water supplier, either publicly or privately owned, that provides (potable) water (through a public water system) for municipal purposes (directly or indirectly) to more than 3,000 customers or supplying more than 3,000 acre-feet (AF) annually.

To determine which water suppliers meet the criteria above and are, therefore, expected to submit UWMPs, DWR identified public water systems that either met the threshold for volume of water delivered, or the threshold for number of customers. For purposes of identifying the Urban Water Suppliers over the reporting threshold, DWR uses the number of customer accounts, as reflected in number of connections, to represent the count of customers.

1.2 Statutory Requirements

1.2.1 Relevant Legislation

Urban Water Management Planning Act (CWC Section 10610 – 10657)

In 1983, the Legislature enacted the Urban Water Management Planning Act (Act) to ensure there would be adequate water supplies to meet existing and future water

needs. The Act requires that Urban Water Suppliers regularly conduct a water reliability assessment and plan for future water demands by way of developing UWMPs. Requirements for UWMPs have undergone significant expansion and revision since they were first mandated in 1983 to address changing conditions that guide California's water resource management.

SB X7-7 Water Conservation Act of 2009 CWC Section 10608

The drought of 2007-2009 inspired a significant amendment to the CWC in 2009 when the Governor called for a statewide 20% reduction in urban water use by the year 2020. This amendment was the Water Conservation Act of 2009, also known as SB X7-7, which required Urban Retail Water Suppliers to establish water use targets for 2015 and 2020 and for a statewide 20% reduction in urban per capita water use by the end of 2020. Successful compliance with this mandate is detailed in Section 3.0.

AB 1668 and SB 606 Water Conservation Legislation of 2018 CWC Section 10608 – 10609.42 and Section 10610 – 10657

In 2018, the Legislature further modified the UWMP requirements by enacting two policy bills, AB 1668 and SB 606, to establish a new foundation for long-term improvements in water conservation and drought planning to adapt to climate change and the resulting longer and more intense droughts in California. Under the new requirements, the 2020 UWMPs must now include the following:

- An adopted Water Shortage Contingency Plan (WSCP) with specific requirements and mandated shortage Levels: The WSCP is a document that provides the Urban Water Suppliers with an action plan for addressing a water supply shortage. New requirements include the mandated use of six standardized water shortage levels and a plan (rather than an analysis, as required previously). The standardized levels indicate the severity of a water shortage in increments of 10%. The use of standardized shortage levels facilitates clear communication between Urban Water Suppliers and the State regarding water shortage statuses.
- Drought Risk Assessment (DRA): The DRA is a near term (next five years) assessment of water supply reliability in case of a period of drought beginning the year after the assessment is conducted, and lasting five consecutive water years. Additionally, the DRA includes an analysis of the effects of implementing water shortage response actions.
- The procedures that the Urban Water Supplier will follow for conducting its Annual Water Supply and Demand Assessment (AWSDA). By July 1 of each year starting in 2022, CWC Section 10632.1 requires Urban Water Suppliers to conduct an AWSDA and submit the report to DWR to include anticipated shortages, triggered shortage response actions, compliance, enforcement, and communication actions for the next year, as applicable.

1.2.2 Requirements for Urban Water Suppliers

Urban Water Suppliers must include the following elements in their UWMP, as specified in the CWC.

- A description of their service area and water system. This includes climate, population, land uses, number of connections, and public water system ID(s).
- Current and projected water demands. Water demands are reported by water use sector, such as single-family water use, commercial water use, and others, to the extent available from the Urban Water Supplier. These demands are reported for the current year and projected out 20 years in 5-year increments.
- Current and projected water supplies. Supplies are reported, as though normal conditions are expected, for the current year and projected out 20 years in 5-year increments.
- Compliance in meeting SB X7-7 water use targets. As per the Water Conservation Act of 2009, Urban Retail Water Suppliers are required to report whether they have achieved their targeted water use reduction for the year 2020.
- Water Service Reliability Assessment. This compares supply and demand for the next 20 years in 5-year increments for varying water supply conditions.
- Drought Risk Assessment. This provides an assessment of drought risk as though the next five years were to be considered drought years.
- Water Shortage Contingency Plan. This plan delineates the actions an Urban Water Supplier will take at varying levels of water shortage.
- Demand Management Measures. This section describes the implementation of measures to reduce water demand in the service area.
- Energy consumption. As much as the information is readily obtainable, the Urban Water Suppliers provide a quantification of the amount of energy used to deliver water to their customers.

1.2.3 Eligibility for State Funding

The Act requires an Urban Water Supplier to adopt a UWMP every five years and submit its UWMP to DWR to be eligible for a water grant or loan awarded or administered by the state, pursuant to CWC Section 10608.56. DWR reviews UWMPs and assists Urban Water Suppliers with their UWMPs as needed.

Additionally, Urban Retail Water Suppliers are not eligible for a water grant or loan awarded or administered by the state unless they meet their SB X7-7 water use reduction targets by 2020, as stated in CWC Section 10608.56 (a). However, Urban Retail Water Suppliers that do not meet their targets by 2020 may still be eligible for funding in two alternative ways: (1) the Retail Urban Water Supplier must submit to the

department for approval a schedule, financing plan, and budget explaining how they will achieve the per capita reductions and include this plan in the grant or loan agreement, or (2) the supplier demonstrates that their entire service area is identified as a disadvantaged community. CWC Section 10608.56 (c) and (d).

1.2.3 Requirements for Department of Water Resources (DWR)

As specified in the Act, Urban Water Suppliers submit their UWMPs to DWR. DWR then reviews the submitted UWMPs for consistency with the statutory requirements in order to verify that the Urban Water Supplier is eligible for water grants or loans provided by the State of California (CWC Section 10608.56 and Section 10656).

DWR is required to submit a report to Legislature as specified in CWC Section 10644 (c)(1)(A) to include the following information:

- Summary of UWMPs and WSCPs
- Exemplary elements of the UWMPs and WSCPs

The content of this report additionally includes information on compliance with the Water Conservation Act of 2009 (Senate Bill X7-7) per CWC Section 10608.42 to meet water use reduction targets by the year 2020.

1.3 Importance of Urban Water Management Plans

1.3.1 Urban Water Suppliers in California

- There are 403 Urban Water Suppliers that provide retail water to customers in the state of California (Retail Suppliers), 386 of which submitted UWMPs.

According to the data reported in their 2020 UWMPs:

- In 2020, approximately 36.5 million people are served by these Retail Suppliers.
- 5.8 million acre feet of water was purveyed by these Retail Suppliers in 2020.
- These Retail Suppliers serve approximately 9.1 million municipal connections.

Retail Suppliers range widely in size. Of those that submitted 2020 UWMPs:

- The largest Retail Supplier is Los Angeles City Department of Water and Power, which had 745,489 service connections and provided 487,591 AF of water 2020.
- The smallest Retail Suppliers in terms of connections served and volume purveyed, respectively, are City of Vernon with 1,088 connections serving 6,547 AF and Groveland Community Services District with 3,256 connections serving 396 AF.

1.3.2 Importance to Urban Water Suppliers

An UWMP is the legal and technical water management foundation for Urban Water Supplier operations throughout California. A well-prepared UWMP can save time and money when used as the basis for an Urban Water Supplier's short-term and long-term water management and planning. It provides the Urban Water Supplier's staff, the public, and elected officials with an understanding of past, current, and future water conditions and management. Urban Water Suppliers organize and synthesize water-related information from numerous sources to provide the following:

- Assess changes in natural hydrology, climate, and groundwater conditions.
- Anticipate the implications of regional, state, and federal regulations.
- Understand supply conditions and water use variability.
- Identify regional constraints on or opportunities for shared water resources.
- Integrate local land use changes, development, plans, and population growth.
- Prepare for water shortages and unforeseen calamities.
- Anticipate infrastructure improvements.
- Recognize project funding needs and opportunities.

1.3.3 Importance to DWR and the State of California

UWMPs provide essential information to DWR and the State to document urban water use and conservation for purposes of statewide and regional planning. One example is SB X7-7, which assesses progress towards achieving the goal of a statewide 20% reduction in per capita water use by 2020. Additionally, WSCPs require state-mandated water shortage levels as a communication tool about water shortage response to the state. The Drought Risk Assessment, Seismic Risk, and Five Consecutive Dry-Year Water Reliability Assessments provided the information Urban Water Suppliers use to determine the appropriate actions and augmentations during a water shortage for their operations.

1.4 DWR Guidance and Assistance to Urban Water Suppliers

DWR offered several sources of guidance and assistance to help Urban Water Suppliers develop their UWMPs. A description of the assistance provided is listed below:

- **2020 UWMP Guidebook.** DWR updated and made available a 2020 Urban Water Management Plan Guidebook to assist Urban Water Suppliers in the preparation of their plans. The guidebook was developed with the assistance of

the Guidebook Advisory Committee, consisting of representatives from Urban Water Suppliers and others. <https://water.ca.gov/Programs/Water-Use-And-Efficiency/Urban-Water-Use-Efficiency/Urban-Water-Management-Plans>

- **Water Use Efficiency Data (WUEdata) Portal.** DWR developed and hosts an online portal for Urban Water Suppliers to submit their 2020 UWMPs and associated data to DWR and to access the DWR population tool. The data provided by Urban Water Suppliers are populated into a database, and all associated data are made readily available to the public. <https://wuedata.water.ca.gov>
- **DWR Population Tool.** DWR developed a population mapping tool that provides a simple and streamlined approach to estimating service area population using census and Geographic Information System data. Accurate population figures are critical to GPCD calculations. Of the 417 Urban Water Suppliers with submitted plans, 126 used the population tool to calculate their service area population for their 2020 UWMPs.
- **2020 UWMP Table Templates & SB X7-7 Verification Form.** DWR developed standardized forms and table templates for Urban Water Suppliers to report their 2020 UWMP data. These forms and tables provide greater consistency, transparency, and accessibility of the UWMP data. https://wuedata.water.ca.gov/manage_resources.asp?reportType=urban
- **Methodologies for Calculating Baseline and Compliance Urban Per Capita Water.** The Water Conservation Act directed DWR to develop technical methodologies and criteria to ensure consistent implementations of the Act and to provide guidance to Urban Retail Water Suppliers in developing baseline and compliance water use. The Methodologies document was released in 2010 and revised in 2011 and 2016. <https://data.cnra.ca.gov/dataset/2015-urban-water-management-plans-uwmps-historic-information/resource/683fee5e-fc96-484e-a07b-c592107718c9>
- **Drought Risk Assessment Planning Tool.** An optional planning tool has been prepared to assist Urban Water Suppliers in evaluating water supplies and uses under the five-consecutive-year drought, characterized in the Drought Risk Assessment (DRA). The Planning Tool Use and Supply Worksheets are offered to help Urban Water Suppliers complete the DRA Worksheet and are available to the public for download from the WUEdata Portal.
- **Public and Online Workshops.** DWR conducted a series of 10 workshops or training modules throughout the year to assist Urban Water Suppliers, consultants, planners, and other interested parties in preparing UWMPs. Due to COVID-19, these workshops took place virtually and recordings were provided on the DWR's YouTube channel for further reference. Each workshop provided step-by-step guidance and information as well as the opportunity for participants

to ask questions or make comments.

https://www.youtube.com/playlist?list=PLeod6x87Tu6e-Fi-louoKF2BagN-Bz_mA

- **Website.** DWR has a website that offers links to the information discussed above and provides additional resources to help Urban Water Suppliers and other interested parties in preparing UWMPs. The site also offers copies of Legislative Reports written since 2000 (this report will be available on the website as well). <https://water.ca.gov/Programs/Water-Use-And-Efficiency/Urban-Water-Use-Efficiency/Urban-Water-Management-Plans>
- **Dedicated email.** If, at any time, Urban Water Suppliers or interested parties cannot find the information they are looking for, they can contact a dedicated email address created by DWR. This address is monitored by a small team that can respond to access inquiries, questions, and concerns. UWMPHelp@water.ca.gov

1.5 Planning Elements New to 2020 UWMPs

The following are the additional requirements passed by the Legislature for 2020 UWMPs:

- **Five Consecutive Dry-Year Water Reliability Assessment.** The Legislature specified that the dry-year water reliability assessment must analyze a five-year time period, in five-year increments, projecting out 20 years. The legislation had previously only required a non-specific time period of “multiyear”.
- **Drought Risk Assessment (DRA).** The Drought Risk Assessment (DRA) requires an Urban Water Supplier to assess water supply reliability over a five-year period beginning in the year following the assessment. For 2020 UWMPs, this covers the period from 2021 to 2025. The DRA, examines water supplies, water uses, and the resulting water supply reliability.
- **Seismic Risk.** The CWC now requires Urban Water Suppliers to specifically address seismic risk to various water system facilities and to have a mitigation plan. An important aspect of this provision is the intersection of water supply infrastructure planning with a county or regional hazard mitigation plan.
- **Energy Use Information.** The CWC now requires Urban Water Suppliers to include readily obtainable information on estimated amounts of energy for their water supply extraction, treatment, distribution, storage, conveyance, and other water uses. The reporting information was originally voluntary in 2015.
- **Water Loss Reporting for Five Years.** The CWC added requirements to include water loss audit reports for the past five years as part of the UWMP.
- **Standardized Shortage Levels for the Water Shortage Contingency Plan (WSCP).** The WSCP is a document that provides an Urban Water Supplier with

an action plan to address a water supply shortage. CWC Section 10632(a)(3) has mandated the use of standardized water shortages stages into six levels corresponding to progressive ranges of up to 10-, 20-, 30-, 40-, and 50-percent shortages and greater than 50-percent shortage.

- **Coordination of Groundwater Supply Reporting.** In 2014, the Legislature enacted the Sustainable Groundwater Management Act (SGMA) to address groundwater conditions throughout California. The CWC now requires Urban Water Suppliers' 2020 UWMPs to be consistent with Groundwater Sustainability Plans (GSP) in areas where those plans have been completed by Groundwater Sustainability Agencies (GSA).
- **Lay-Person Description.** The Legislature created a new statutory requirement for Urban Water Suppliers to include a lay description of the fundamental determinations of the UWMP, especially regarding water service reliability, challenges ahead, and strategies for managing reliability risks. The lay description can be treated like an Executive Summary of the UWMP that summarizes key information for a nontechnical audience regarding water supplies, water demands, water service reliability (including catastrophic potential), and DRA.

2.0 Summary of 2020 UWMP Submittals and Review

This section has descriptive data associated with submitted UWMPs, including the number of plans submitted to date and a history of UWMP submittal over the past 20 years, and describes DWR’s review process.

2.1 Submittals

DWR has identified 438¹ Urban Water Suppliers that provide water as either retail, wholesale, or both, as defined in the CWC and based on data collected through the State Water Board’s electronic Annual Reporting (eAR). The data in eAR provides information on connections and amount of water delivered to help identify retail water suppliers that would be considered Urban Retail Water Suppliers.

As of November 28, 2022, 95% (417 of 438) Urban Water Suppliers have adopted UWMPs and submitted them to DWR. Of the 417 that submitted UWMPs:

- 370 are Urban Retail Suppliers only.
- 31 are Urban Wholesale Suppliers only.
- 16 are both Urban Retail and Wholesale Suppliers.

A summary of submittals is provided in Table 1. Table 2 provides historical information on past UWMP submittals. Since 2000, the number of Urban Water Suppliers required to submit UWMPs has been reduced, possibly due to mergers, while UWMP submissions have increased.

Table 1: Summary of 2020 Urban Water Management Plan Submittals

Status	Retail	Wholesale	Both	Total
Submitted	370	31	16	417
Not Submitted	17	4	0	21
Total	387	35	16	438

¹ This number includes three additional water suppliers (California Water Service Company-Kern River Valley, Sweetwater Springs Water District, and Thermalito Water and Sewer District) that were identified as urban water suppliers after the Annual Water Supply and Demand Assessments were due July 1, 2022. A fourth water supplier (City of Lindsay) has recently been identified and notified of their status but is not included in the assessment.

Table 2: UWMP Submissions since 2000

Table 2 summarizes the number of Urban Water Suppliers that submit their UWMPs over the last five cycles, starting in 2000. Thanks to electronic submissions through the WUEdata Portal, DWR can track the number of voluntary submissions by under-threshold water suppliers.

Category	2020	2015	2010	2005*	2000
Identified as UWS	438	435	448	460	371
UWS Submissions	417	400	381	344	317
Did Not Submit by the Time of Report Submission	21	35	67	116	54
% in Compliance	95%	92%	85%	75%	85%
Under Threshold - Voluntarily Submitted	11	11	-	-	-

*Number of Urban Water Suppliers may have included water suppliers under threshold. Appendix A contains a list of all 438 Urban Water Suppliers and the 11 voluntary submitters, the status of their 2020 UWMP submittals, and information about their 2020 water use targets, where applicable.

Urban Water Suppliers may submit individual UWMPs or may coordinate with other water suppliers and submit a Regional UWMP (RUWMP). DWR has received 2020 RUWMPs from 22 Urban Water Suppliers.

A regional group can also develop a Regional Alliance to specifically address the planning, reporting, and compliance requirements of SB X7-7 for 2020 water use targets and baselines. DWR has received 83 UWMPs from Urban Retail Water Suppliers participating in a 20x2020 Regional Alliance. See Appendix B for more information on Regional Alliances.

2.2 DWR Review Process

Once UWMPs are submitted, each plan goes through several levels of review to determine if all CWC requirements have been addressed. DWR had 18 staff dedicating over 5,200 hours to the review process. The first stage of review took seven months, while stages two (verifying SB X7-7, WSCP, and Energy Use data) and three (final verification that all requirements are met) are still ongoing.

If an Urban Water Supplier’s UWMP did not address all the requirements in the CWC, DWR sends them and Advisory Letter, notifying them of this deficiency. These Urban Water Suppliers are given 150 days to submit an amended UWMP to DWR.

3.0 Compliance with SB X7-7 Water Conservation Act of 2009

With the adoption of the Water Conservation Act of 2009 (SB X7-7), the Legislature set a goal of reducing statewide per capita urban water use by 20% by the year 2020. The 2009 Water Conservation legislation also required that individual Urban Retail Water Suppliers set interim water use reduction targets for 2015 and final targets for 2020. The methods used to formulate these individual targets were flexible to reflect the varied conditions based on location, including weather, patterns of urban and suburban development, and past efforts to enhance water use efficiency.

The 2020 UWMPs provided the opportunity for individual Urban Retail Water Suppliers to report their compliance with the legislative mandate. Compiling the information provided by the individual Urban Retail Water Suppliers in their UWMPs, DWR calculated statewide compliance with the 20% reduction goal. Statewide and individual compliance are both included in this report to the Legislature. Additionally, DWR also presents the water use reduction by hydrologic region.

In summary, DWR reports this information at three levels:

1. Statewide Water Use
2. Hydrologic Region
3. Individual Urban Water Supplier

As required in the legislation, water use is measured in gallons per capita per day (GPCD). This is the average daily water use within an Urban Water Supplier's service area (residential, commercial, institutional, and others), minus allowable exclusions, defined as "gross water" (CWC 10608.12(g)), divided by the service area population.

3.1 Statewide Water Use Target – 20% Reduction by 2020 Target

The goal set by the Water Conservation Act of 2009 was that the State would achieve a 20% reduction in per capita urban water use by the year 2020. Statewide water use was calculated by DWR by aggregating the information provided by individual Urban Retail Water Suppliers in their UWMPs. All statewide water use values are population-weighted averages.

Based on the 95% of Urban Retail Suppliers that have submitted as of the writing of this report, California surpassed the 20% reduction legislative goal and reduced per capita urban water use by 32%.

As shown in Figure 1, the statewide baseline water use was 199 GPCD. The goal of 20% per capita reduction by the year 2020 set the final target at 159 GPCD. Actual per capita statewide water use in 2020 was 136 GPCD, significantly below the 2020 target and an overall reduction of 32% from baseline. Figure 1 also depicts periods of drought during 1987-1992, 2007-2009, and 2012-2016.

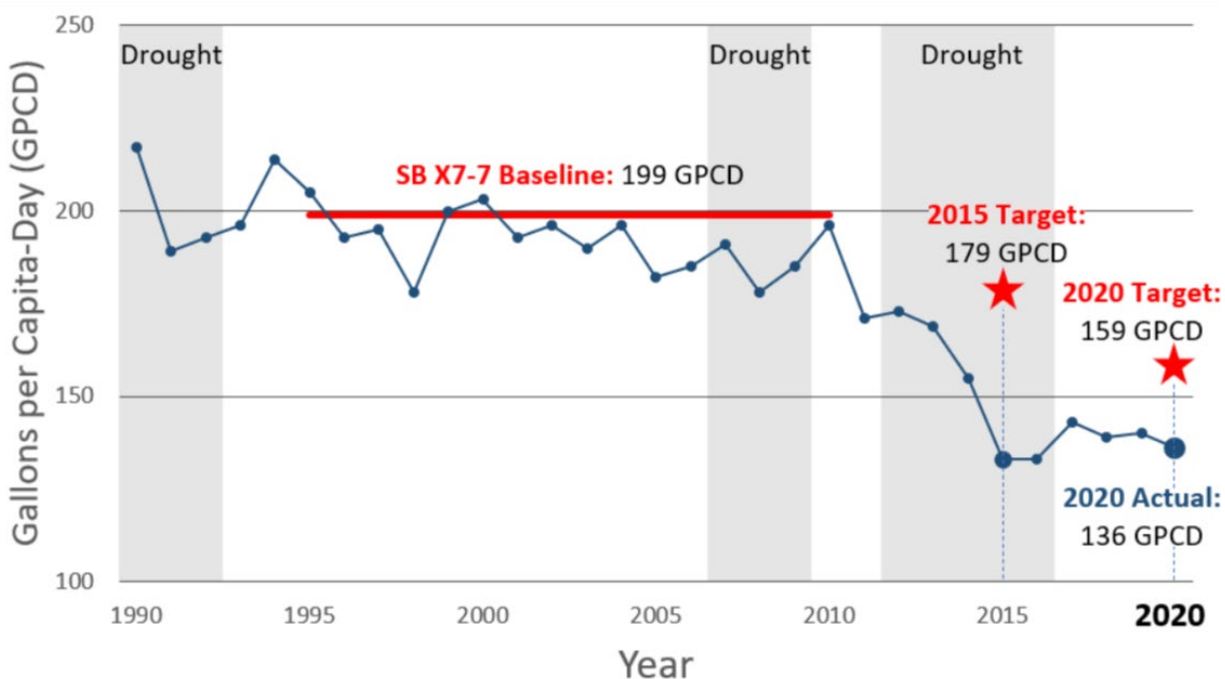


Figure 1: Water Use Reduction from the Baseline Period to 2020. The State surpassed the 2020 target, with a total statewide reduction of 32% from the baseline GPCD. The blue line represents population-weighted averages of annual statewide GPCD. The red line represents the statewide average SB X7-7 Baseline. Red stars represent the 2015 and 2020 Target GPCDs. Gray bars represent approximate timing of drought periods.² Sources for the annual statewide GPCD values (blue line) are provided in Appendix C. The SB X7-7 Baseline, as well as the 2015 and 2020 Target and Actual GPCDs, were calculated with data from the 2015 and 2020 UWMPs.

3.2 Water Use Reduction by Hydrologic Region

DWR divides the State into ten hydrologic regions that correspond to the State’s major drainage basins. Using 2020 UWMP data, DWR calculated the baseline and actual water use by hydrologic regions, as shown in Table 3.

² California’s Most Significant Droughts: Comparing Historical and Recent Conditions (DWR 2020). [California’s Most Significant Droughts: Comparing Historical and Recent Conditions – California Water Library \(cawaterlibrary.net\)](https://www.cawaterlibrary.net/)

The Water Conservation Act of 2009 did not require that hydrologic regions establish or meet regional water reduction targets for the year 2020. However, information on the baseline and 2020 water use is provided to illustrate the water use reduction by hydrologic region. Each hydrologic region individually surpassed the statewide goal of a 20% reduction in water use.

Table 3: Water Use Reduction by Hydrologic Regions

Table 3 displays the percentage of per capita urban water use reduction from the baseline period to the target year of 2020. Though the Water Conservation Act of 2009 did not set a target by hydrologic region, each region individually surpassed the statewide target of a 20% reduction in water use.

Hydrologic Region	Baseline GPCD	2020 Actual GPCD	Percent Reduction
Central Coast	149	108	27%
Colorado River	386	256	34%
North Coast	153	105	31%
North Lahontan	282	214	24%
Sacramento River	280	192	32%
San Francisco Bay	157	111	29%
San Joaquin River	239	165	31%
South Coast	189	125	34%
South Lahontan	256	156	39%
Tulare Lake	280	194	31%
Statewide	199	136	32%

3.3 Individual Urban Retail Water Supplier Water Use Targets and Compliance

Individual Urban Retail Water Suppliers were also required to calculate and meet a target for water use reduction by the year 2020. The legislation allowed flexibility in determining individual Urban Retail Water Suppliers’ targets based on historical and existing water conservation efforts; thus, not all Urban Retail Water Suppliers were required to achieve a 20% reduction.

SB X7-7 also allows Urban Retail Water Suppliers to jointly set and comply with urban water use targets on a regional basis. The regional groups are called Regional Alliances. If a Regional Alliance meets its regional target, all Urban Retail Water

Suppliers in the alliance will be deemed compliant. See Appendix B for additional information on Regional Alliances.

In the 2020 UWMPs, Urban Retail Water Suppliers reported on compliance with their water use target for the year 2020. Figure 2 provides a graphic display of Urban Retail Water Suppliers’ baseline, 2020 target and 2020 actual GPCD.

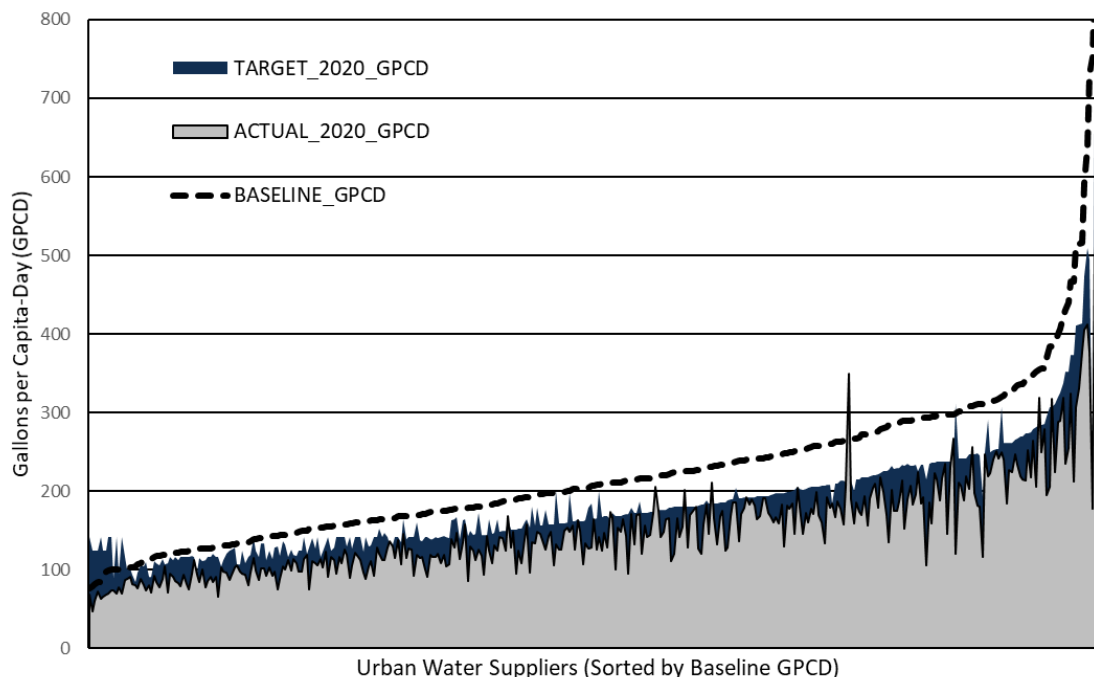


Figure 2: Water Use Reduction Performance by Individual Retail Suppliers. This figure displays the baseline, target, and actual 2020 water use for each Urban Retail Water Supplier, as reported in 2015 and 2020 UWMPs submitted by November 28, 2022. (Note: GPCD values greater than 800 are not shown in this graph, therefore excluding Urban Retail Water Suppliers such as the City of Vernon, which had an actual GPCD of 60,000 because of high industrial water use and low population.)

Of the 386 Urban Retail Water Suppliers that submitted retail UWMPs, 374 of these (97%) achieved their targeted 2020 water use reduction. Several Urban Retail Water Suppliers that were unable to meet their individual water use reduction target did achieve the target through their Regional Alliances. See Appendix B for additional information on Regional Alliances.

While most Urban Retail Water Suppliers achieved, even surpassed, their 2020 water use reduction target, there were a handful of Urban Retail Water Suppliers that did not meet either an individual or Regional Alliance target. Some explanation is provided below.

- **Paradise Irrigation District (PID)** – This Urban Retail Water Supplier was affected by the Camp Fire in 2018. The fires resulted in hundreds of main breaks, damage to service laterals, and a systemwide water quality advisory. Since the fire, PID has continued to flush water from the system at a much higher rate than was previously required to support recovery efforts. In 2017, system loss accounted for just over 4% of total water use, but in 2020, system loss is estimated to account for over 50% of total water use. In their calculations, PID did not exclude the increased volume of water use due to losses. If excessive losses from fire damage were excluded, PID would have met their target, however excluding this was not allowable per the legislation. PID reports that they were on track to meet their target up to 2017, which was the last full year when reliable data was available (Paradise Irrigation District 2020 UWMP).
- **South Feather Water and Power (SFWP)** – This Urban Retail Water Supplier was affected by the North Complex Fire in 2020. They stated in their UWMP that “Families fled their homes leaving sprinklers on for the duration of the evacuation, as well as evacuating to other homes within the service area, causing drastically increased consumption as compared to the 10-year average for the same time period” (South Feather Water and Power UWMP, page 42). The Water Conservation Act does not allow for an exemption for residential water use related to fire suppression. Because of the additional residential landscape water use, SFWP was unable to meet their 2020 target of 247 GPCD.
- **COVID-19 Impacts** – Seven Urban Retail Water Suppliers reported that the COVID-19 pandemic appeared to impact their 2020 water use (City of Los Banos, City of Napa, City of Redding, Rubio Canyon Land and Water Association, City of Vacaville, and Valley Water Company). These Urban Retail Water Suppliers serve populations that would ordinarily commute out of the service area for work; however, the pandemic kept these workers at home, increasing water use in the service area. These Urban Retail Water Suppliers reported being on track to meet their targets until the year 2020. But the Water Conservation Act did not allow for an adjustment in water use for a circumstance such as the COVID-19 pandemic, where residential water use increased because of stay-at-home orders.
- **Regional Alliances** – Five Urban Retail Water Suppliers (City of Lakewood, Marin Municipal Water District, California Water Service Company – Palos Verdes, California Water Service Company – Bear Gulch, and City of Martinez) did not meet their individual 2020 target but complied with the statute by way of their membership in a Regional Alliance. A Regional Alliance is a group of Urban Retail Water Suppliers that agree to plan, comply, and report as a region for purposes of the Water Conservation Act of 2009. See Appendix B for additional information on Regional Alliances.

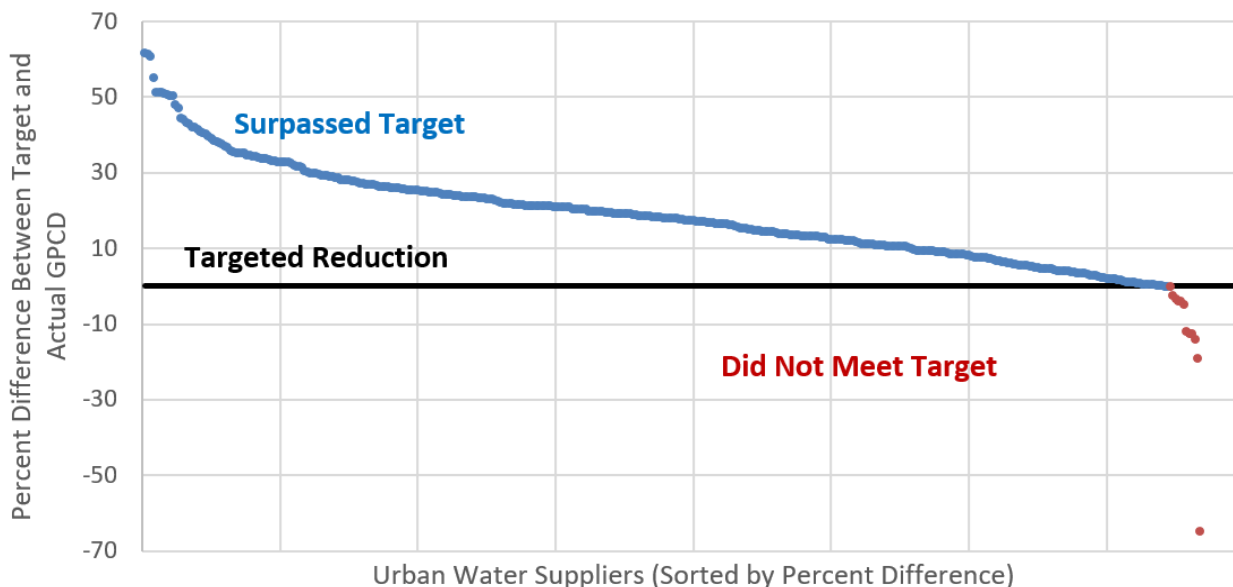


Figure 3: Water Use Reduction by Percent and by Urban Retail Water Supplier. This figure depicts the Urban Retail Water suppliers that met their 2020 target as well as those that did not meet the 2020 target. As reported in UWMPs submitted as of November 28, 2022, only 12 Urban Retail Water Suppliers did not meet their 2020 target.

3.4 Exemplary Elements

The exemplary element of this section is the achievement of surpassing targeted water use reductions at statewide and hydrologic region levels, as well as by 97% of individual Urban Retail Water Suppliers.

The GPCD reduction seen from the baseline period to 2020 is expected to be more permanent than temporary because of several factors:

- Investments by Urban Water Suppliers:
 - Rebate programs to replace inefficient water fixtures (e.g., toilets, faucets, and washing machines). Most Urban Water Suppliers offer ongoing rebate programs to upgrade fixtures.
 - Leak Detection Sensor Technology. For example, San Francisco Public Utilities Commission (SFPUC) completed its Automatic Water Meter Program in 2018 to upgrade retail water meters with wireless advance metering technology, which aids in identifying potential high or unusual water use. Single family residential customers are notified of potential leaks that may be occurring at their homes based on meter readings (SFPUC UWMP 2020).
 - Increased water metering. CWC Section 527 requires Urban Water Suppliers to install water meters on all service connections on or before January 1, 2025, as well as transition customers from flat rates to metered rates based

- on the water volume delivered. In response, the City of Sacramento has steadily increased meter implementation to over 68,634 meters in the past 5 years, covering up to 99% of customers (City of Sacramento UWMP).
- Outreach and education. Most Urban Water Suppliers provide programs to inform customers of the importance of water conservation and techniques for decreasing water use. These programs become more intensive during periods of drought.
 - Turf removal programs. These programs provide an opportunity to conserve a substantial amount of water. For example, 50% of residential household water demand in the Metropolitan Water District of Southern California service area is used for outside irrigation. Metropolitan has spent over \$198 million for regional turf removal programs since its inception (Metropolitan Water District UWMP).
 - Increased statewide communication of the importance of water conservation and efficiency. Due to messaging from the Governor's office and programs like the Save Our Water campaign, Californians have a heightened awareness of the reality of drought in the state and have reduced water use accordingly.
 - Updated Building Codes. Adopted in 2008, the California Green Building Standards Code (CALGreen) includes mandatory water efficiency and conservation measures (indoor and outdoor) for both residential and non-residential construction. One measure referenced by CALGreen is the Model Water Efficient Landscape Ordinance (MWELO), which increases outdoor water efficiency.

3.5 Urban Water Use Efficiency Going Forward

Urban Water Suppliers and customers have successfully met and surpassed the challenge implemented by SB X7-7. However, expected changes in water availability and reliability that will result from climate change require even further water conservation. The continued long-term need for water conservation is addressed with legislation AB 1668 (Friedman) and SB 606 (Hertzberg), also known as Making Water Conservation a California Way of Life, which was signed into law in 2018. Together, in addition to important changes to existing urban and agricultural water management planning and enhanced drought preparedness and water shortage contingency planning, this new landmark conservation legislation called for creating new commercial, industrial, and institutional (CII) water use performance measures and urban water use efficiency standards for:

- Indoor residential water use.
- Outdoor residential water use.
- CII water use for landscape irrigation with dedicated meters.
- Water loss.

Based on these standards, Urban Water Suppliers will be required to calculate and comply with annual water budgets for their service areas as well as report on implementation of new performance measures for CII water use. DWR made recommendations to the State Water Board for the new efficiency standards and CII performance measures for adoption/rulemaking after public and stakeholder processes.

DWR and the State Water Board developed a handbook that summarizes the 2018 water conservation legislation. Entitled [*Making Water Conservation a California Way of Life – Primer of 2018 Legislation on Water Conservation and Drought Planning, Senate Bill 606 \(Hertzberg\) and Assembly Bill 1668 \(Friedman\)*](#) (November 2018), the primer outlines the key authorities, requirements, timeline, roles, and responsibilities of state agencies, water suppliers, and other entities during implementation of actions described in the 2018 legislation.

4.0 Summary of Water Shortage Contingency Plans (WSCP)

A WSCP provides pre-planned guidance for managing and mitigating an Urban Water Supplier's possible water shortage. WSCPs are activated in times of water shortages. Within the WSCP, each Urban Water Supplier provides a concise summary of the assessment of their water supply reliability, prepared, and presented in other sections of the UWMP. These are the Drought Risk Assessment (DRA) and the Water Supply Reliability Assessment (WSRA).

- The DRA assesses water supply reliability in the short term - the 5-year period following the development of the DRA.
- The WSRA assesses long term water supply reliability under varying conditions - a period of 20 years into the future, in 5-year increments.

CWC Section 10632 requires every Urban Water Supplier to prepare and adopt a WSCP. The WSCP is submitted with the UWMPs but may be updated by the Urban Water Supplier as needed at any time.

The purpose of the WSCP is twofold:

- For Urban Water Suppliers, a well-structured WSCP delineates staged response actions to address actual conditions and allow for efficient management of any shortage with predictability and accountability.
- For the State, the six standardized levels of water shortage reported in all WSCPs provide the ability to ascertain the actual water shortage conditions throughout the various regions of the state. Additionally, the State defers to the locally adopted WSCPs to the extent practicable, highlighting the important role of WSCPs in supporting local autonomy (CWC Section 10632.3).

4.1 Required Elements of WSCP

Urban Water Suppliers must address 10 required elements in their WSCP. An Urban Water Supplier can amend their WSCP in the interim of UWMP submission cycles without amending their UWMP, provided the adopted UWMP components still hold true. The following are the required elements and a brief explanation of their function:

1. Water Supply Reliability Analysis

It includes both the water service reliability assessment and the Drought Risk Assessment (DRA). It also describes the key issues that may create a shortage condition when looking at an Urban Water Supplier's water asset portfolio.

2. Annual Water Supply and Demand Assessment (AWSDA) Procedures

The procedures include both the written decision-making process and the key data inputs and assessment methodology, including:

- Current year unconstrained demand.
- Current year available supply.
- Existing infrastructure capabilities.
- A set of evaluation criteria.
- A description and quantification of each source of water supply.

3. Six Standard Water Shortage Levels

CWC Section 10632(a)(3) has standardized water shortages stages into six levels corresponding to progressive ranges of up to 10-, 20-, 30-, 40-, and 50-percent shortages and greater than 50-percent shortage. Each Urban Water Supplier shall define these shortage levels based on its water supply conditions, including changes in groundwater levels, subsidence, surface elevation, or other local conditions indicative of the water supply available. An Urban Water Supplier who has used a different shortage level system must include a cross-reference relating its existing categories to the six state-mandated standard water shortage levels if they plan to continue using their existing shortage level system.

4. Shortage Response Actions

An Urban Water Supplier will take the locally appropriate response actions that align with the defined shortage levels. Those actions include, at minimum, the following:

- Locally appropriate supply augmentation actions.
- Locally appropriate demand reduction actions.
- Locally appropriate operational changes.
- Additional, mandatory prohibitions against specific water use practices.
- For each action, an estimate of the extent to which the gap between supplies and demand will be reduced by implementation of the action.

5. Communication Protocols

Urban Water Suppliers should address communication protocols and procedures to inform customers, the public, interested parties, and local, regional, and state entities about any current or predicted shortages and shortage response actions to be taken.

6. Compliance and Enforcement (Urban Retail Water Suppliers only)

The Urban Retail Water Suppliers shall describe how they will ensure compliance with and enforce provisions of the WSCP.

7. Legal Authorities

The Urban Water Supplier must disclose its legal authorities for implementing and enforcing the shortage response actions.

8. Financial Consequences of WSCP

An Urban Water Supplier must describe potential revenue reductions and expense increases associated with activated shortage response actions, the mitigation actions needed to address these financial consequences, and the cost of compliance with the relevant sections in CWC Section 10632(a)(8).

9. Monitoring and Reporting (Urban Retail Water Suppliers only)

Urban Retail Water Suppliers must present their monitoring and reporting requirements and procedures that ensure appropriate data is collected, tracked, and analyzed for purposes of monitoring customer compliance and meeting state reporting requirements.

10. WSCP Refinement Procedures

An Urban Water Supplier should consider its WSCP a dynamic tool that should be the subject of refinements as needed to ensure that its shortage response actions are effective and produce the desired results.

When developing its WSCP, an Urban Water Supplier shall analyze and define water features that are artificially supplied with water, including ponds, lakes, waterfalls, and fountains, separately from swimming pools and spas, as defined in subdivision (a) of Section 115921 of the Health and Safety Code.

An Urban Water Supplier shall make available the water shortage contingency plan to its customers and any city or county within which it provides water supplies no later than 30 days after adoption of the WSCP.

4.2 Summary of WSCP Submittals

Below is a summary of the information submitted by Urban Water Suppliers in their 2020 WSCPs, WSRAs, and DRAs, included in their 2020 UWMPs:

- 94% (393 of 417) of Urban Water Suppliers anticipate being able to manage any water shortages by implementing their Water Shortage Contingency Plans, of those:

- 70% (295 of 417) of Urban Water Suppliers do not anticipate water shortages with continued conservation efforts and actions already in place. These were made even stronger with subsequent Governor’s executive orders and calls for the reduction in suppliers’ per capita water use.
- 24% (98 of 417) of Urban Water Suppliers anticipate some water shortages, especially under the “multiple dry years” scenario. However, they can manage the water shortages through the implementation of stronger shortage response actions contained in their WSCPs.
- 6% (24 of 417) of those reporting project potential remaining shortages and will need to continue to identify additional response actions in their plans (see Appendix A).

4.3 Exemplary Elements

There are many well-prepared WSCPs that satisfy the requirements in CWC Section 10632. Some exemplary elements are:

- To evaluate the water supply reliability, some Urban Water Suppliers applied statistical and computer models, while others made detailed analysis of the historical water use data in their regions. For example, Urban Water Suppliers in the Orange County area found that, during drought years, urban water use increased by 6%. Similarly, one Urban Water Supplier in Riverside County determined that urban water use increased during drought years by 15%. These discoveries provided a solid foundation for their water supply management in the future.
- Many cities and Urban Water Suppliers have built interties or signed water transfer and exchange agreements with their neighboring counterparts. This greatly increases their resilience against water shortage risks.
- Many Urban Water Suppliers also updated their Local Hazard Mitigation Plans and Emergency Response Plan while preparing their UWMPs. Among those water Urban Water Suppliers are the City of Davis, the City of Roseville, Coachella Valley Water District, Metropolitan Water District of Southern California, City of San Bernardino, Bakman Water Company, Yorba Linda Water District, California Water Service Company Redwood Valley, and the City of Corona.

5.0 Compliance with Energy Use

A significant amount of energy is required to provide Californians with water. Energy use associated with water supply is also known as the water-energy nexus. Energy can be used to extract, transport, heat, and cool water, and in turn, water can be used to generate energy through hydropower or the heating and cooling of energy-producing systems. Depending on the type of energy used, the production and distribution of water can contribute to greenhouse gas (GHG) emissions, which can affect air quality and contribute to climate change. The energy use requirements listed in CWC Section 10631.2(a) were created to help Urban Water Suppliers identify and improve the energy intensity of their operations, which could lead to cost savings and a positive environmental impact for the state. In addition, this legislation also supports statewide targets of reducing California's GHG emissions by 2020 to the levels they were in 1990 and further decreasing GHG emissions to 40% below 1990 levels by 2030 (Assembly Bill 32 and Senate Bill 32). Although this is a statewide effort spearheaded by CalEPA, DWR and suppliers can play a part in helping California meet these goals.

In 2018, the Act was amended to require that Urban Water Suppliers provide readily obtainable estimates on energy use associated with extracting, diverting, conveying, treating, storing, and distributing water supplies, along with any other energy-related information. This requirement was voluntary in 2015, but mandatory for the 2020 UWMP. Required information is limited to that which is readily obtainable. Energy intensity is defined as the quantity of energy expended divided by the volume of water entering a management process within the Urban Water Supplier's operational control.

5.1 Summary of Energy Use Reporting

The availability of water-related energy consumption data varies across Urban Water Suppliers and depends on several factors, such as energy source, water source, water product, treatment, and terrain. Also, water can be used to generate energy, like hydropower, which can lower an Urban Water Supplier's energy intensity. To meet UWMP requirements, three reporting options are provided to accommodate a variety of water supply systems and their obtainable energy use (Tables O-1A, O-1B, O-1C). There is also an optional reporting section (Table O-2) dedicated to energy use associated with wastewater and recycled water. Also, Urban Water Suppliers were able to provide energy use as a separate attachment or as part of their UWMP.

In addition, Urban Water Suppliers had the option to report non-consequential hydropower. Non-consequential hydropower is defined as power generated by water systems where the generation of electricity is not directly connected to water deliveries. In other words, this is water-generated energy even if no water is being delivered to users. For example, water flowing out of the Oroville Dam generates electricity (Hyatt-Thermalito Powerplant). For consequential hydropower, where energy is generated as a direct consequence of water delivery, Urban Water Suppliers were instructed to subtract

consequential hydropower energy from the total amount of energy consumed or generated by each water delivery process.

The three reporting options are as follows:

- **Option A – Water Supply Process Approach:** Urban Water Suppliers can use this option to report energy use aggregated across all water supply sources based on water management operation and water delivery product. Urban Water Suppliers were able to enter energy consumed (kWh) according to the volume of water entering a specific water management process: extraction and diversion, placement into storage, conveyance, treatment, and distribution.
- **Option B – Total Utility Approach:** Urban Water Suppliers can report energy use for all water management operations. This option is the simplest form of reporting because it aggregates all water supply sources and water management operation processes as “total utility” of water volume entering water management processes and the associated energy (kWh) consumed.
- **Option C – Multiple Water Delivery Products:** This option has the most detailed information. Like Option A, Urban Water Suppliers can report energy use based on water management operation; however, it can be separated into multiple water delivery products: retail potable, retail non-potable, wholesale potable, wholesale non-potable, agricultural, environmental, and other deliveries.

Of the 417 UWMPs submitted by Urban Water Suppliers, 388 submitted energy data to the DWR WUEdata portal.

- 101 (24%) Urban Water Suppliers submitted Option A,
- 277 (66%) Urban Water Suppliers submitted Option B,
- 27 (6%) Urban Water Suppliers submitted Option C,
- and 29 (7%) Urban Water Suppliers did not submit data to DWR’s WUEdata portal.
- 16 of those UWMP submissions included data in more than one table.

Urban Water Suppliers can take the extra measure to report energy used for the wastewater and the recycled water process. For this extra measure,

- 74 (18%) Urban Water Suppliers reported energy use associated with wastewater and
- 41 (10%) Urban Water Suppliers reported for energy use associated with recycled water.

5.2 Exemplary Elements

For this portion of the requirements, exemplary elements were based on how an Urban Water Supplier discussed their water-energy nexus and the level of detail they provided for reducing the energy intensity of their operational process. A few noteworthy examples are:

- City of Los Angeles Department of Water and Power provided a thorough explanation of energy use for different water sources.
- Inland Empire Utilities Agency provided comprehensive data, especially on the energy use associated with wastewater and recycled water. Their UWMP breaks down energy use by fuel type and quantities, including key findings and substantial self-reflection.

This page left blank intentionally.

6.0 Conclusion

Key Findings:

- 95% (417 of 438) of Urban Water Suppliers submitted plans.
- 97% (374 of 386) of Urban Retail Suppliers that submitted UWMPs met their water use reduction targets.
- Statewide per capita urban water use was down 32% by 2020 (from baseline period).
- 94% (393 of 417) of Urban Water Suppliers anticipate being able to manage any water shortages by implementing their Water Shortage Contingency Plans.

UWMPs help support Urban Water Suppliers with their long-term resource planning and ensure the availability and reliability of adequate water supplies to meet existing and future water demands. The 2020 UWMPs demonstrate that most Urban Water Suppliers are becoming more water efficient while demonstrating resiliency to drought and catastrophic events.

California has surpassed the 20% reduction in per capita urban water use by 2020 statewide, with overall water use being decreased by 32% from the baseline water use of 199 GPCD to 136 GPCD. Based on the submitted plans, 97% of Urban Retail Water Suppliers met their 2020 targets, whether on an individual basis or by way of a Regional Alliance. Some did not meet targets due to extraordinary water use impacts from wildfires and COVID-19. Moving forward, the State will transition to new long-term water use objectives supported by the legislation AB 1668 (Friedman) and SB 606 (Hertzberg), also known as Making Water Conservation a California Way of Life, which was signed into law in 2018.

To aid in drought preparedness, all Urban Water Suppliers were required to provide a Water Shortage Contingency Plan using the six state-mandated water shortage levels. Most Urban Water Suppliers report that they have plans in place to implement their identified demand reduction actions or supply augmentation actions, as specified in their WSCP, in order to meet short-term expected demands and prevent shortages.

Since the adoption of the Urban Water Management Planning Act forty years ago, urban water management planning has expanded to reflect the tightening supply of a finite resource. Consistent with [California's Water Supply Strategy, Adapting to a Hotter, Drier Future](#) (August 2022), the growing demands for water continue to make local planning processes, such as the UWMP, critical to ensuring a secure water future for California residents, businesses, and industries.

This page left blank intentionally.

Appendix A – 2020 Urban Water Management Plan Submittals

Water Supplier Name	Type	Submittal Date	Voluntary Submittal? (supplier is under the reporting threshold)	Review Status	2020 Target GPCD	2020 Actual GPCD	Achieved 2020 Target?	% Reduction from Baseline GPCD
Adelanto City Of	Retail	08/29/2021	No	Review Complete	192	116	Yes	63
Alameda County Flood Control District Zone 7	Wholesale	06/15/2021	No	Review Complete	N/A	N/A	N/A	N/A
Alameda County Water District	Retail	06/03/2021	No	Review Complete	138	115	Yes	32
Alco Water Service	Retail	Not Submitted	No	N/A	N/A	N/A	N/A	N/A
Alhambra City Of	Retail	06/28/2021	No	Review Complete	132	100	Yes	31
Amador Water Agency	Retail	07/01/2021	No	Review Complete	495	376	Yes	49
American Canyon City Of	Retail	Not Submitted	No	N/A	162	N/A	N/A	N/A
Anaheim City Of	Retail	06/30/2021	No	Review Complete	162	107	Yes	47
Anderson City Of	Retail	11/10/2022	No	Review in Progress	187	223	No	5

Water Supplier Name	Type	Submittal Date	Voluntary Submittal? (supplier is under the reporting threshold)	Review Status	2020 Target GPCD	2020 Actual GPCD	Achieved 2020 Target?	% Reduction from Baseline GPCD
Antelope Valley - East Kern Water Agency	Wholesale	09/01/2021	No	Review Complete	N/A	N/A	N/A	N/A
Antioch City Of	Retail	06/16/2021	No	Review Complete	165	125	Yes	32
Apple Valley Ranchos Water Company	Retail	06/30/2021	No	Review Complete	238	146	Yes	51
Arcadia City Of	Retail	06/28/2021	No	Review Complete	238	230	Yes	23
Arcata City Of	Retail	06/29/2021	No	Review Complete	113	84	Yes	31
Arroyo Grande City Of	Retail	Not Submitted	No	N/A	153	N/A	N/A	N/A
Arvin Community Service District	Retail	11/11/2021	No	Review Complete	127	105	Yes	34
Atascadero Mutual Water Company	Retail	06/24/2021	No	Review Complete	158	149	Yes	25
Atwater City Of	Retail	03/31/2022	No	Review Complete	254	241	Yes	24
Azusa Light and Water	Retail	06/22/2021	No	Review Complete	168	147	Yes	30
Bakersfield City Of	Both	01/14/2022	No	Review Complete	253	252	Yes	20

Water Supplier Name	Type	Submittal Date	Voluntary Submittal? (supplier is under the reporting threshold)	Review Status	2020 Target GPCD	2020 Actual GPCD	Achieved 2020 Target?	% Reduction from Baseline GPCD
Bakman Water Company	Retail	09/17/2021	No	Review Complete	206	170	Yes	34
Banning City Of	Retail	06/27/2021	No	Review Complete	252	240	Yes	24
Beaumont - Cherry Valley Water District	Retail	09/23/2021	No	Review Complete	242	188	Yes	38
Bella Vista Water District	Retail	07/01/2021	No	Review Complete	758	547	Yes	42
Bellflower - Somerset Mutual Water Company	Retail	09/15/2021	No	Review Complete	107	104	Yes	13
Benicia City Of	Retail	06/21/2021	No	Review Complete	180	135	Yes	30
Beverly Hills City Of	Retail	07/23/2021	No	Review Complete	233	197	Yes	32
Big Bear Community Services District	Retail	06/25/2021	No	Review Complete	94	82	Yes	21
Big Bear Lake City Of	Retail	06/24/2021	No	Review Complete	142	70	Yes	30
Blythe City Of	Retail	07/01/2021	No	Review Complete	219	190	Yes	30

Water Supplier Name	Type	Submittal Date	Voluntary Submittal? (supplier is under the reporting threshold)	Review Status	2020 Target GPCD	2020 Actual GPCD	Achieved 2020 Target?	% Reduction from Baseline GPCD
Brawley City Of	Retail	07/01/2021	No	Review Complete	275	217	Yes	37
Brea City Of	Retail	06/24/2021	No	Review Complete	221	179	Yes	35
Brentwood City Of	Retail	06/22/2021	No	Review Complete	193	169	Yes	30
Buena Park City Of	Retail	07/01/2021	No	Review Complete	158	106	Yes	47
Burbank City Of	Retail	06/30/2021	No	Review Complete	157	138	Yes	30
Burlingame City Of**	Retail	09/30/2021	No	Review Complete	135	107	Yes	36
Calaveras County Water District	Retail	06/28/2021	No	Review Complete	192	192	Yes	20
Calexico City Of	Retail	03/03/2022	No	Review Complete	172	125	Yes	30
California American Water Company - Los Angeles Division	Retail	07/01/2021	No	Review Complete	187	171	Yes	21
California American Water Company - Monterey District	Retail	07/01/2021	No	Review Complete	118	89	Yes	38

Water Supplier Name	Type	Submittal Date	Voluntary Submittal? (supplier is under the reporting threshold)	Review Status	2020 Target GPCD	2020 Actual GPCD	Achieved 2020 Target?	% Reduction from Baseline GPCD
California American Water Company - Sacramento District	Retail	07/01/2021	No	Review Complete	159	125	Yes	37
California American Water Company - San Diego District	Retail	07/01/2021	No	Review Complete	116	95	Yes	22
California American Water Company - Ventura District	Retail	07/01/2021	No	Review Complete	234	214	Yes	26
California City	Retail	Not Submitted	No	N/A	311	N/A	N/A	N/A
California Domestic Water Company	Wholesale	Not Submitted	No	N/A	N/A	N/A	N/A	N/A
California Water Service Company Antelope Valley	Retail	06/29/2021	Yes	Review Complete	282	181	Yes	49
California Water Service Company Bakersfield	Retail	06/29/2021	No	Review Complete	235	185	Yes	37
California Water Service Company Bear Gulch**	Retail	06/29/2021	No	Review Complete	187	190	Yes*	18

Water Supplier Name	Type	Submittal Date	Voluntary Submittal? (supplier is under the reporting threshold)	Review Status	2020 Target GPCD	2020 Actual GPCD	Achieved 2020 Target?	% Reduction from Baseline GPCD
California Water Service Company Chico District	Retail	06/29/2021	No	Review Complete	234	184	Yes	37
California Water Service Company Dixon, City of	Retail	06/29/2021	No	Review Complete	161	119	Yes	30
California Water Service Company Dominguez	Retail	06/29/2021	No	Review Complete	173	157	Yes	27
California Water Service Company East Los Angeles	Retail	06/29/2021	No	Review Complete	115	84	Yes	34
California Water Service Company Hermosa/Redondo	Retail	06/29/2021	No	Review Complete	128	98	Yes	31
California Water Service Company Kern River Valley	Retail	06/29/2021	No	Review Complete	179	126	Yes	38
California Water Service Company King City	Retail	06/29/2021	Yes	Review Complete	124	95	Yes	39
California Water Service Company Livermore	Retail	06/29/2021	No	Review Complete	158	143	Yes	28

Water Supplier Name	Type	Submittal Date	Voluntary Submittal? (supplier is under the reporting threshold)	Review Status	2020 Target GPCD	2020 Actual GPCD	Achieved 2020 Target?	% Reduction from Baseline GPCD
California Water Service Company Los Altos/Suburban	Retail	06/29/2021	No	Review Complete	185	166	Yes	28
California Water Service Company Marysville	Retail	06/29/2021	No	Review Complete	201	146	Yes	42
California Water Service Company Mid Peninsula**	Retail	06/29/2021	No	Review Complete	124	95	Yes	30
California Water Service Company Oroville	Retail	06/29/2021	No	Review Complete	261	227	Yes	31
California Water Service Company Palos Verdes	Retail	06/29/2021	No	Review Complete	223	229	Yes*	18
California Water Service Company Redwood Valley	Retail	06/30/2021	Yes	Review Complete	157	104	Yes	37
California Water Service Company Salinas District	Retail	06/29/2021	No	Review Complete	120	119	Yes	21
California Water Service Company Selma	Retail	06/29/2021	No	Review Complete	218	157	Yes	43

Water Supplier Name	Type	Submittal Date	Voluntary Submittal? (supplier is under the reporting threshold)	Review Status	2020 Target GPCD	2020 Actual GPCD	Achieved 2020 Target?	% Reduction from Baseline GPCD
California Water Service Company South San Francisco**	Retail	06/29/2021	No	Review Complete	124	98	Yes	35
California Water Service Company Stockton	Retail	06/29/2021	No	Review Complete	165	124	Yes	32
California Water Service Company Visalia	Retail	06/29/2021	No	Review Complete	198	183	Yes	26
California Water Service Company Westlake	Retail	06/29/2021	No	Review Complete	373	324	Yes	31
California Water Service Company Willows	Retail	06/29/2021	Yes	Review Complete	201	164	Yes	35
Calleguas Municipal Water District	Wholesale	06/15/2021	No	Review Complete	N/A	N/A	N/A	N/A
Camarillo City Of	Retail	06/30/2021	No	Review Complete	180	155	Yes	31
Cambria Community Service District	Retail	06/30/2021	No	Review Complete	105	80	Yes	29

Water Supplier Name	Type	Submittal Date	Voluntary Submittal? (supplier is under the reporting threshold)	Review Status	2020 Target GPCD	2020 Actual GPCD	Achieved 2020 Target?	% Reduction from Baseline GPCD
Camrosa Water District	Retail	07/01/2021	No	Review Complete	261	185	Yes	43
Carlsbad Municipal Water District	Retail	06/29/2021	No	Review Complete	207	134	Yes	48
Carmichael Water District	Retail	06/30/2021	No	Review Complete	237	216	Yes	27
Carpinteria Valley Water District	Retail	10/29/2021	No	Review Complete	117	112	Yes	11
Casitas Municipal Water District	Both	06/30/2021	No	Review Complete	295	195	Yes	47
Casitas Municipal Water District - Ojai	Retail	06/30/2021	Yes	Review Complete	257	209	Yes	35
Central Basin Municipal Water District	Wholesale	07/01/2021	No	Review Complete	N/A	N/A	N/A	N/A
Central Coast Water Authority	Wholesale	06/30/2021	No	Review in Progress	N/A	N/A	N/A	N/A
Ceres City Of	Retail	10/19/2021	No	Review Complete	180	121	Yes	46
Cerritos City Of	Retail	01/31/2022	No	Review Complete	142	129	Yes	21
Chino City Of	Retail	06/30/2021	No	Review Complete	189	169	Yes	29

Water Supplier Name	Type	Submittal Date	Voluntary Submittal? (supplier is under the reporting threshold)	Review Status	2020 Target GPCD	2020 Actual GPCD	Achieved 2020 Target?	% Reduction from Baseline GPCD
Chino Basin Desalter Authority	Wholesale	07/01/2021	No	Review Complete	N/A	N/A	N/A	N/A
Chino Hills City Of	Retail	06/24/2021	No	Review Complete	173	142	Yes	35
Chowchilla, City of Water Department	Retail	12/16/2021	No	Review in Progress	311	120	Yes	60
Citrus Heights Water District	Retail	06/25/2021	No	Review in Progress	229	175	Yes	39
Cloverdale City of	Retail	06/25/2021	No	Review Complete	139	117	Yes	33
Clovis City Of	Retail	08/10/2021	No	Review Complete	199	181	Yes	27
Coachella City Of	Retail	07/01/2021	No	Review Complete	200	142	Yes	32
Coachella Valley Water District	Retail	07/01/2021	No	Review Complete	412	331	Yes	36
Coalinga City Of	Retail	03/04/2022	No	Review Complete	273	214	Yes	37
Coastside County Water District**	Retail	06/15/2021	No	Review Complete	124	97	Yes	34
Colton City Of	Retail	07/01/2021	No	Review Complete	205	177	Yes	31
Compton City Of	Retail	Not Submitted	No	N/A	84	N/A	N/A	N/A

Water Supplier Name	Type	Submittal Date	Voluntary Submittal? (supplier is under the reporting threshold)	Review Status	2020 Target GPCD	2020 Actual GPCD	Achieved 2020 Target?	% Reduction from Baseline GPCD
Contra Costa Water District	Both	06/30/2021	No	Review in Progress	148	142	Yes	24
Corcoran City Of	Retail	08/30/2022	No	Review Complete	212	237	No	11
Corona City Of	Retail	06/30/2021	No	Review Complete	213	177	Yes	33
Covina City Of	Retail	06/28/2021	No	Review Complete	170	164	Yes	23
Covina Irrigating Company	Wholesale	Not Submitted	No	N/A	N/A	N/A	N/A	N/A
Crescent City	Retail	06/25/2021	No	Review Complete	116	112	Yes	23
Crescenta Valley Community Water District	Retail	07/01/2021	No	Review Complete	142	116	Yes	28
Crestline Village Water District	Retail	06/24/2021	No	Review Complete	95	77	Yes	23
Cucamonga Valley Water District	Retail	06/30/2021	No	Review Complete	232	206	Yes	29
Daly City**	Retail	06/25/2021	No	Review Complete	124	48	Yes	40
Davis City Of	Retail	06/16/2021	No	Review Complete	172	132	Yes	39

Water Supplier Name	Type	Submittal Date	Voluntary Submittal? (supplier is under the reporting threshold)	Review Status	2020 Target GPCD	2020 Actual GPCD	Achieved 2020 Target?	% Reduction from Baseline GPCD
Del Oro Water Company	Retail	07/01/2021	No	Review Complete	130	104	Yes	36
Delano City Of	Retail	08/26/2021	No	Review Complete	179	149	Yes	24
Desert Water Agency	Retail	07/01/2021	No	Review Complete	474	405	Yes	32
Diablo Water District	Retail	06/30/2021	No	Review Complete	163	138	Yes	22
Dinuba City Of	Retail	01/27/2022	No	Review Complete	179	165	Yes	26
Discovery Bay Community Services District	Retail	06/25/2021	No	Review Complete	185	185	Yes	29
Dixon City Of	Retail	04/28/2022	Yes	Review Complete	N/A	N/A	N/A	N/A
Downey City Of	Retail	09/23/2022	No	Review Complete	137	110	Yes	23
Dublin San Ramon Services District	Retail	06/28/2021	No	Review Complete	169	100	Yes	53
East Bay Municipal Utility District**	Retail	07/01/2021	No	Review Complete	153	121	Yes	27
East Niles Community Services District	Retail	06/29/2021	No	Review Complete	311	224	Yes	43

Water Supplier Name	Type	Submittal Date	Voluntary Submittal? (supplier is under the reporting threshold)	Review Status	2020 Target GPCD	2020 Actual GPCD	Achieved 2020 Target?	% Reduction from Baseline GPCD
East Orange County Water District	Both	06/25/2021	No	Review Complete	232	183	Yes	37
East Palo Alto City Of**	Retail	07/01/2021	No	Review Complete	124	60	Yes	26
East Valley Water District	Retail	07/01/2021	No	Review Complete	172	165	Yes	22
Eastern Municipal Water District	Both	06/30/2021	No	Review Complete	176	125	Yes	37
El Centro City Of	Retail	06/30/2021	No	Review Complete	198	148	Yes	26
El Dorado Irrigation District	Retail	06/29/2021	No	Review Complete	241	208	Yes	31
El Monte City Of	Retail	10/12/2022	No	Review Complete	134	100	Yes	29
El Segundo City Of	Retail	10/08/2021	No	Review Complete	411	307	Yes	40
El Toro Water District	Retail	06/23/2021	No	Review Complete	163	134	Yes	34
Elk Grove Water District	Retail	06/22/2021	No	Review Complete	191	137	Yes	43
Elsinore Valley Municipal Water District	Retail	06/27/2021	No	Review Complete	189	129	Yes	46

Water Supplier Name	Type	Submittal Date	Voluntary Submittal? (supplier is under the reporting threshold)	Review Status	2020 Target GPCD	2020 Actual GPCD	Achieved 2020 Target?	% Reduction from Baseline GPCD
Escondido City Of	Retail	06/30/2021	No	Review Complete	182	127	Yes	44
Estero Municipal Improvement District**	Retail	07/30/2021	No	Review Complete	140	120	Yes	32
Eureka City Of	Retail	07/27/2021	No	Review Complete	108	93	Yes	31
Exeter City Of	Retail	Not Submitted	No	N/A	192	N/A	N/A	N/A
Fair Oaks Water District	Retail	08/27/2021	No	Review Complete	279	264	Yes	24
Fairfield City Of	Retail	07/01/2021	No	Review Complete	181	175	Yes	23
Fallbrook Public Utility District	Retail	06/30/2021	No	Review Complete	374	213	Yes	54
Fillmore City Of	Retail	Not Submitted	No	N/A	142	N/A	N/A	N/A
Folsom City Of	Retail	06/28/2021	No	Review Complete	352	256	Yes	42
Foothill Municipal Water District	Wholesale	06/30/2021	No	Review Complete	N/A	N/A	N/A	N/A
Fortuna City Of	Retail	08/26/2021	No	Review Complete	105	103	Yes	21

Water Supplier Name	Type	Submittal Date	Voluntary Submittal? (supplier is under the reporting threshold)	Review Status	2020 Target GPCD	2020 Actual GPCD	Achieved 2020 Target?	% Reduction from Baseline GPCD
Fountain Valley City Of	Retail	06/24/2021	No	Review Complete	142	91	Yes	47
Fresno City Of	Retail	07/21/2021	No	Review Complete	247	198	Yes	36
Fullerton City Of	Retail	06/17/2021	No	Review Complete	179	111	Yes	50
Galt City Of	Retail	06/30/2021	No	Review Complete	177	164	Yes	26
Garden Grove City Of	Retail	06/29/2021	No	Review Complete	142	93	Yes	43
Georgetown Divide Public Utility District	Retail	06/30/2021	No	Review in Progress	164	164	Yes	19
Gilroy City Of	Retail	12/15/2021	No	Review Complete	133	130	Yes	21
Glendale City Of	Retail	07/01/2021	No	Review Complete	137	104	Yes	27
Glendora City Of	Retail	07/01/2021	No	Review Complete	218	194	Yes	29
Golden State Water Company - Artesia	Retail	08/02/2021	No	Review Complete	117	86	Yes	29
Golden State Water Company - Barstow	Retail	07/30/2021	No	Review Complete	236	159	Yes	46

Water Supplier Name	Type	Submittal Date	Voluntary Submittal? (supplier is under the reporting threshold)	Review Status	2020 Target GPCD	2020 Actual GPCD	Achieved 2020 Target?	% Reduction from Baseline GPCD
Golden State Water Company - Bay Point	Retail	08/09/2021	No	Review Complete	117	79	Yes	35
Golden State Water Company - Bell-Bell Gardens	Retail	07/29/2021	No	Review Complete	142	70	Yes	30
Golden State Water Company - Claremont	Retail	07/26/2021	No	Review Complete	265	247	Yes	25
Golden State Water Company - Cordova	Retail	08/09/2021	No	Review Complete	320	288	Yes	28
Golden State Water Company - Culver City	Retail	08/03/2021	No	Review Complete	142	116	Yes	31
Golden State Water Company - Florence Graham	Retail	07/30/2021	No	Review Complete	142	64	Yes	25
Golden State Water Company - Norwalk	Retail	08/03/2021	No	Review Complete	108	85	Yes	28
Golden State Water Company - Orcutt	Retail	08/11/2021	No	Review Complete	208	179	Yes	31

Water Supplier Name	Type	Submittal Date	Voluntary Submittal? (supplier is under the reporting threshold)	Review Status	2020 Target GPCD	2020 Actual GPCD	Achieved 2020 Target?	% Reduction from Baseline GPCD
Golden State Water Company - Placentia	Retail	08/10/2021	No	Review Complete	142	117	Yes	26
Golden State Water Company - San Dimas	Retail	07/26/2021	No	Review Complete	192	182	Yes	24
Golden State Water Company - Simi Valley	Retail	08/10/2021	No	Review Complete	142	126	Yes	25
Golden State Water Company - South Arcadia	Retail	08/10/2021	No	Review Complete	134	102	Yes	28
Golden State Water Company - South San Gabriel	Retail	08/10/2021	No	Review Complete	106	78	Yes	34
Golden State Water Company - Southwest	Retail	08/03/2021	No	Review Complete	121	84	Yes	34
Golden State Water Company - West Orange	Retail	08/10/2021	No	Review Complete	141	111	Yes	27
Goleta Water District	Retail	06/28/2021	No	Review Complete	111	100	Yes	21

Water Supplier Name	Type	Submittal Date	Voluntary Submittal? (supplier is under the reporting threshold)	Review Status	2020 Target GPCD	2020 Actual GPCD	Achieved 2020 Target?	% Reduction from Baseline GPCD
Great Oaks Water Company Incorporated	Retail	06/29/2021	No	Review Complete	98	93	Yes	26
Greenfield City Of	Retail	Not Submitted	No	N/A	91	N/A	N/A	N/A
Greenfield County Water District	Retail	07/02/2021	No	Review Complete	206	205	Yes	6
Groveland Community Services District**	Retail	11/10/2021	No	Review Complete	107	106	Yes	21
Grover Beach City Of	Retail	01/07/2022	No	Review Complete	117	87	Yes	38
Hanford City Of	Retail	11/09/2021	No	Review Complete	179	171	Yes	21
Hawthorne City Of	Retail	06/30/2021	No	Review Complete	142	70	Yes	29
Hayward City Of**	Retail	08/11/2021	No	Review Complete	124	87	Yes	34
Healdsburg City Of	Both	10/27/2021	No	Review Complete	162	150	Yes	26
Helix Water District	Retail	06/23/2021	No	Review Complete	114	92	Yes	35
Hemet City Of	Retail	07/20/2021	No	Review Complete	139	114	Yes	36

Water Supplier Name	Type	Submittal Date	Voluntary Submittal? (supplier is under the reporting threshold)	Review Status	2020 Target GPCD	2020 Actual GPCD	Achieved 2020 Target?	% Reduction from Baseline GPCD
Hesperia Water District	Retail	08/16/2021	No	Review in Progress	184	129	Yes	38
Hi Desert Water District	Retail	07/16/2021	No	Review Complete	128	103	Yes	22
Hillsborough Town Of**	Retail	08/27/2021	No	Review Complete	267	234	Yes	30
Hollister City Of	Retail	06/25/2021	No	Review Complete	119	114	Yes	22
Humboldt Bay Municipal Water District	Wholesale	06/16/2021	No	Review Complete	N/A	N/A	N/A	N/A
Humboldt Community Services District	Retail	06/25/2021	No	Review Complete	113	92	Yes	35
Huntington Beach City Of	Retail	06/30/2021	No	Review Complete	142	88	Yes	45
Huntington Park City Of	Retail	06/23/2021	No	Review Complete	142	69	Yes	11
Imperial City Of	Retail	03/03/2022	No	Review Complete	200	133	Yes	33
Indian Wells Valley Water District	Retail	09/01/2021	No	Review Complete	214	157	Yes	40
Indio City Of	Retail	07/01/2021	No	Review Complete	262	225	Yes	31

Water Supplier Name	Type	Submittal Date	Voluntary Submittal? (supplier is under the reporting threshold)	Review Status	2020 Target GPCD	2020 Actual GPCD	Achieved 2020 Target?	% Reduction from Baseline GPCD
Inglewood City Of	Retail	08/05/2021	No	Review Complete	112	91	Yes	25
Inland Empire Utilities Agency	Wholesale	06/30/2021	No	Review Complete	N/A	N/A	N/A	N/A
Irvine Ranch Water District	Retail	06/29/2021	No	Review Complete	171	95	Yes	56
Joshua Basin Water District	Retail	09/06/2022	No	Review Complete	157	116	Yes	33
Jurupa Community Service District	Retail	06/29/2021	No	Review Complete	208	192	Yes	26
Kerman City Of	Retail	07/25/2022	No	Review Complete	203	173	Yes	32
Kern County Water Agency Improvement District No 4	Wholesale	06/23/2021	No	Review Complete	N/A	N/A	N/A	N/A
Kingsburg City Of	Retail	Not Submitted	No	N/A	259	N/A	N/A	N/A
La Habra City Of	Retail	06/28/2021	No	Review Complete	142	122	Yes	24
La Palma City Of	Retail	06/29/2021	No	Review Complete	129	75	Yes	51
La Verne City Of	Retail	06/30/2021	No	Review Complete	211	207	Yes	22

Water Supplier Name	Type	Submittal Date	Voluntary Submittal? (supplier is under the reporting threshold)	Review Status	2020 Target GPCD	2020 Actual GPCD	Achieved 2020 Target?	% Reduction from Baseline GPCD
Laguna Beach County Water District	Retail	06/26/2021	No	Review Complete	162	156	Yes	23
Lake Arrowhead Community Services District	Retail	06/24/2021	No	Review Complete	183	121	Yes	47
Lake Hemet Municipal Water District	Retail	12/22/2021	No	Review Complete	142	117	Yes	30
Lakeside Water District	Retail	08/04/2021	No	Review Complete	142	91	Yes	41
Lakewood City Of	Retail	06/24/2021	No	Review Complete	99	106	Yes*	1
Lamont Public Utility District	Retail	02/04/2022	No	Review Complete	196	178	Yes	27
Las Virgenes Municipal Water District	Retail	06/28/2021	No	Review Complete	249	246	Yes	21
Lathrop City Of**	Retail	06/24/2021	No	Review Complete	188	182	Yes	21
Lemoore City Of	Retail	Not Submitted	No	N/A	175	N/A	N/A	N/A
Liberty Utilities (Park Water) Corp	Retail	06/30/2021	No	Review Complete	142	74	Yes	26

Water Supplier Name	Type	Submittal Date	Voluntary Submittal? (supplier is under the reporting threshold)	Review Status	2020 Target GPCD	2020 Actual GPCD	Achieved 2020 Target?	% Reduction from Baseline GPCD
Lincoln City Of	Retail	06/16/2021	No	Review Complete	193	191	Yes	21
Lincoln Avenue Water Company	Retail	06/25/2021	No	Review Complete	145	143	Yes	21
Linda County Water District	Retail	07/01/2021	No	Review Complete	172	170	Yes	21
Livermore City Of	Retail	06/29/2021	No	Review Complete	192	190	Yes	21
Livingston City Of	Retail	05/05/2022	No	Review Complete	165	164	Yes	21
Lodi City Of	Retail	08/10/2021	No	Review Complete	200	184	Yes	27
Loma Linda City Of	Retail	07/01/2021	No	Review Complete	194	191	Yes	21
Lomita City Of	Retail	06/18/2021	No	Review Complete	118	95	Yes	25
Lompoc City Of	Retail	06/25/2021	No	Review Complete	117	86	Yes	32
Long Beach City Of	Retail	06/25/2021	No	Review Complete	107	97	Yes	28
Los Angeles City Department Of Water And Power	Retail	06/23/2021	No	Review Complete	142	106	Yes	31

Water Supplier Name	Type	Submittal Date	Voluntary Submittal? (supplier is under the reporting threshold)	Review Status	2020 Target GPCD	2020 Actual GPCD	Achieved 2020 Target?	% Reduction from Baseline GPCD
Los Angeles County Waterworks District 29 - Malibu & Marina Del Rey	Retail	11/10/2021	No	Review Complete	237	235	Yes	21
Los Angeles County Waterworks District 40 - Antelope Valley	Retail	11/10/2021	No	Review Complete	225	199	Yes	29
Los Banos City Of	Retail	07/01/2021	No	Review in Progress	165	173	No	18
Lynwood City Of	Retail	06/18/2021	No	Review Complete	90	74	Yes	26
Madera City Of	Retail	11/10/2022	No	Review in Progress	196	119	Yes	51
Mammoth Community Water District	Retail	06/17/2021	No	Review Complete	145	94	Yes	48
Manhattan Beach City Of	Retail	11/22/2021	No	Review Complete	144	124	Yes	31
Manteca City Of	Retail	Not Submitted	No	N/A	179	N/A	N/A	N/A
Marin Municipal Water District	Retail	06/30/2021	No	Review Complete	124	128	Yes*	14

Water Supplier Name	Type	Submittal Date	Voluntary Submittal? (supplier is under the reporting threshold)	Review Status	2020 Target GPCD	2020 Actual GPCD	Achieved 2020 Target?	% Reduction from Baseline GPCD
Marina Coast Water District	Retail	06/30/2021	No	Review Complete	117	80	Yes	41
Martinez City Of	Retail	08/06/2021	No	Review in Progress	130	164	Yes*	-1
McFarland City of	Retail	05/25/2022	Yes	Review Complete	115	79	Yes	45
McKinleyville Community Services District	Retail	08/05/2021	No	Review Complete	91	72	Yes	37
Menlo Park City Of**	Retail	06/24/2021	No	Review Complete	204	160	Yes	37
Merced City Of	Retail	09/09/2021	No	Review Complete	245	181	Yes	42
Mesa Water District	Retail	06/30/2021	No	Review Complete	143	85	Yes	52
Metropolitan Water District Of Southern California	Wholesale	06/03/2021	No	Review Complete	N/A	N/A	N/A	N/A
Mid-Peninsula Water District**	Retail	09/30/2021	No	Review Complete	121	97	Yes	26
Millbrae City Of**	Retail	06/29/2021	No	Review Complete	117	82	Yes	33
Milpitas City Of**	Retail	07/01/2021	No	Review Complete	146	108	Yes	41

Water Supplier Name	Type	Submittal Date	Voluntary Submittal? (supplier is under the reporting threshold)	Review Status	2020 Target GPCD	2020 Actual GPCD	Achieved 2020 Target?	% Reduction from Baseline GPCD
Mission Springs Water District	Retail	07/01/2021	No	Review Complete	235	189	Yes	35
Modesto City Of	Retail	06/23/2021	No	Review Complete	228	175	Yes	39
Modesto Irrigation District	Wholesale	06/23/2021	No	Review Complete	N/A	N/A	N/A	N/A
Mojave Water Agency	Wholesale	06/24/2021	Yes	Review Complete	N/A	N/A	N/A	N/A
Monrovia City Of	Retail	07/13/2021	No	Review Complete	160	154	Yes	23
Monte Vista Water District	Both	06/30/2021	No	Review Complete	167	124	Yes	41
Montebello Land And Water Company	Retail	08/18/2021	No	Review Complete	119.5	104	Yes	23
Montecito Water District	Retail	06/25/2021	No	Review Complete	338	319	Yes	25
Monterey Park City Of	Retail	08/02/2021	No	Review Complete	142	112	Yes	32
Morgan Hill City Of	Retail	11/29/2021	No	Review Complete	159	150	Yes	25
Morro Bay City Of	Retail	10/22/2021	No	Review Complete	116	90	Yes	29

Water Supplier Name	Type	Submittal Date	Voluntary Submittal? (supplier is under the reporting threshold)	Review Status	2020 Target GPCD	2020 Actual GPCD	Achieved 2020 Target?	% Reduction from Baseline GPCD
Moulton Niguel Water District	Retail	06/14/2021	No	Review Complete	173	121	Yes	44
Mountain House Community Services District	Retail	05/25/2022	No	Review Complete	217	170	Yes	37
Mountain View City Of**	Retail	07/01/2021	No	Review Complete	146	112	Yes	37
Municipal Water District Of Orange County (MWDOC)	Wholesale	06/02/2021	No	Review Complete	N/A	N/A	N/A	N/A
Myoma Dunes Mutual Water Company	Retail	07/01/2021	No	Review Complete	685	497	Yes	42
Napa City Of	Retail	01/10/2022	No	Review in Progress	132	137	No	17
Nevada Irrigation District	Retail	07/29/2021	No	Review in Progress	197	167	Yes	32
Newman City of	Retail	11/15/2021	No	Review Complete	191	171	Yes	29
Newport Beach City Of	Retail	06/23/2021	No	Review Complete	207	160	Yes	38
Nipomo Community Service District	Retail	12/16/2021	No	Review Complete	184	133	Yes	43

Water Supplier Name	Type	Submittal Date	Voluntary Submittal? (supplier is under the reporting threshold)	Review Status	2020 Target GPCD	2020 Actual GPCD	Achieved 2020 Target?	% Reduction from Baseline GPCD
Norco City Of	Retail	06/29/2021	No	Review Complete	269	220	Yes	35
North Coast County Water District**	Retail	06/30/2021	No	Review Complete	124	65	Yes	27
North Marin Water District	Retail	06/30/2021	No	Review Complete	139	119	Yes	32
North Of The River Municipal Water District	Wholesale	Not Submitted	No	N/A	N/A	N/A	N/A	N/A
North Tahoe Public Utilities District	Retail	06/29/2021	No	Review Complete	237	214	Yes	27
Norwalk City Of	Retail	07/01/2021	No	Review Complete	102	91	Yes	12
Oakdale City Of	Retail	01/12/2022	No	Review in Progress	180	202	No	11
Oceanside City Of	Retail	06/29/2021	No	Review Complete	137	116	Yes	32
Oildale Mutual Water Company	Retail	06/22/2022	No	Review Complete	234	225	Yes	23
Olivehurst Public Utilities District	Retail	01/26/2022	No	Review Complete	167	147	Yes	17
Olivenhain Municipal Water District	Retail	06/29/2021	No	Review Complete	282	206	Yes	41

Water Supplier Name	Type	Submittal Date	Voluntary Submittal? (supplier is under the reporting threshold)	Review Status	2020 Target GPCD	2020 Actual GPCD	Achieved 2020 Target?	% Reduction from Baseline GPCD
Ontario City Of	Retail	06/30/2021	No	Review Complete	196	161	Yes	34
Orange City Of	Retail	11/16/2021	No	Review Complete	181	129	Yes	43
Orangevale Water Company	Retail	08/05/2021	No	Review Complete	241	211	Yes	30
Orchard Dale Water District	Retail	06/28/2021	No	Review Complete	106	88	Yes	19
Otay Water District	Retail	06/29/2021	No	Review Complete	153	108	Yes	43
Oxnard City Of	Retail	11/10/2021	No	Review Complete	140	116	Yes	17
Padre Dam Municipal Water District	Retail	06/30/2021	No	Review Complete	142	93	Yes	45
Palmdale Water District	Retail	06/29/2021	No	Review Complete	185	145	Yes	37
Palo Alto City Of**	Retail	06/23/2021	No	Review Complete	180	142	Yes	37
Paradise Irrigation District	Retail	06/30/2021	No	Review in Progress	212	349	No	-32
Paramount City Of	Retail	06/30/2021	No	Review Complete	114	89	Yes	25

Water Supplier Name	Type	Submittal Date	Voluntary Submittal? (supplier is under the reporting threshold)	Review Status	2020 Target GPCD	2020 Actual GPCD	Achieved 2020 Target?	% Reduction from Baseline GPCD
Pasadena City Of	Retail	06/10/2021	No	Review Complete	169	153	Yes	27
Paso Robles City Of	Retail	07/17/2021	No	Review Complete	193	164	Yes	32
Patterson City Of	Retail	08/02/2021	No	Review Complete	164	146	Yes	13
Petaluma City Of	Retail	07/01/2021	No	Review Complete	141	107	Yes	39
Phelan Pinon Hills Community Services District	Retail	06/29/2021	No	Review Complete	162	126	Yes	38
Pico Rivera City Of	Retail	07/01/2021	No	Review Complete	111	93	Yes	21
Pico Water District	Retail	11/17/2021	No	Review Complete	142	114	Yes	24
Pismo Beach City Of	Retail	06/30/2021	No	Review Complete	204	185	Yes	22
Pittsburg City Of	Retail	11/16/2021	No	Review Complete	131	111	Yes	32
Placer County Water Agency	Both	06/28/2021	No	Review Complete	261	240	Yes	26
Pleasanton City Of	Retail	06/11/2021	No	Review Complete	197	159	Yes	35

Water Supplier Name	Type	Submittal Date	Voluntary Submittal? (supplier is under the reporting threshold)	Review Status	2020 Target GPCD	2020 Actual GPCD	Achieved 2020 Target?	% Reduction from Baseline GPCD
Pomona City Of	Retail	06/30/2021	No	Review Complete	147	113	Yes	32
Port Hueneme City Of	Retail	06/30/2021	No	Review Complete	109	71	Yes	41
Port Hueneme Water Agency	Wholesale	06/30/2021	No	Review Complete	N/A	N/A	N/A	N/A
Porterville City Of	Retail	05/12/2022	No	Review Complete	179	133	Yes	32
Poway City Of	Retail	06/17/2021	No	Review Complete	210	167	Yes	36
Quartz Hill Water District	Retail	06/29/2021	No	Review Complete	291	219	Yes	30
Rainbow Municipal Water District	Retail	06/16/2021	No	Review Complete	1202	584	Yes	61
Ramona Municipal Water District	Retail	06/30/2021	No	Review Complete	215	105	Yes	64
Rancho California Water District	Retail	06/16/2021	No	Review Complete	307	206	Yes	46
Red Bluff City Of	Retail	08/09/2022	No	Review Complete	274	253	Yes	26
Redding City Of	Retail	12/07/2021	No	Review in Progress	237	267	No	10
Redlands City Of	Retail	07/01/2021	No	Review Complete	285	279	Yes	22

Water Supplier Name	Type	Submittal Date	Voluntary Submittal? (supplier is under the reporting threshold)	Review Status	2020 Target GPCD	2020 Actual GPCD	Achieved 2020 Target?	% Reduction from Baseline GPCD
Redwood City**	Retail	06/25/2021	No	Review Complete	124	99	Yes	29
Reedley City Of	Retail	04/01/2022	No	Review Complete	215	174	Yes	35
Rialto City Of	Retail	07/01/2021	No	Review Complete	171	143	Yes	33
Rincon Del Diablo Municipal Water District	Retail	06/28/2021	No	Review Complete	227	135	Yes	53
Rio Linda - Elverta Community Water District	Retail	08/16/2022	No	Review Complete	181	170	Yes	25
Rio Vista City Of	Retail	06/28/2021	No	Review Complete	248	181	Yes	42
Ripon City Of	Retail	Not Submitted	No	N/A	296	N/A	N/A	N/A
Riverbank City Of	Retail	11/04/2021	No	Review Complete	165	157	Yes	18
Riverside City Of	Both	06/29/2021	No	Review Complete	213	189	Yes	29
Riverside Highland Water Company	Retail	07/01/2021	No	Review Complete	192	183	Yes	24
Rohnert Park City Of	Retail	01/26/2022	No	Review Complete	123	96	Yes	40

Water Supplier Name	Type	Submittal Date	Voluntary Submittal? (supplier is under the reporting threshold)	Review Status	2020 Target GPCD	2020 Actual GPCD	Achieved 2020 Target?	% Reduction from Baseline GPCD
Rosamond Community Service District	Retail	Not Submitted	No	N/A	159	N/A	N/A	N/A
Roseville City Of	Retail	06/30/2021	No	Review Complete	247	203	Yes	34
Rowland Water District	Retail	06/28/2021	No	Review Complete	174	145	Yes	33
Rubidoux Community Service District	Retail	06/29/2021	No	Review Complete	166	126	Yes	40
Rubio Canyon Land And Water Association	Retail	07/01/2021	No	Review in Progress	185	211	No	9
Running Springs Water District	Retail	03/04/2022	No	Review Complete	126	94	Yes	29
Sacramento City Of	Both	06/30/2021	No	Review Complete	225	169	Yes	40
Sacramento County Water Agency	Both	06/28/2021	No	Review in Progress	236	223	Yes	25
Sacramento Suburban Water District	Retail	06/11/2021	No	Review Complete	206	172	Yes	33

Water Supplier Name	Type	Submittal Date	Voluntary Submittal? (supplier is under the reporting threshold)	Review Status	2020 Target GPCD	2020 Actual GPCD	Achieved 2020 Target?	% Reduction from Baseline GPCD
San Antonio Water Company	Wholesale	11/16/2021	No	Review Complete	N/A	N/A	N/A	N/A
San Benito County Water District	Wholesale	06/25/2021	No	Review Complete	N/A	N/A	N/A	N/A
San Bernardino City Of	Retail	07/01/2021	No	Review Complete	203	179	Yes	29
San Bernardino County Service Area 64 Spring Valley Lake	Retail	07/01/2021	No	Review Complete	292	214	Yes	41
San Bernardino County Service Area 70 J Oak Hills	Retail	07/01/2021	No	Review Complete	176	142	Yes	35
San Bernardino Valley Municipal Water District	Wholesale	07/01/2021	No	Review Complete	N/A	N/A	N/A	N/A
San Bruno City Of**	Retail	11/11/2021	No	Review Complete	124	69	Yes	30
San Buenaventura City Of (Ventura)	Retail	06/22/2021	No	Review Complete	142	104	Yes	40
San Clemente City Of	Retail	07/01/2021	No	Review Complete	153	124	Yes	35
San Diego City Of	Both	06/30/2021	No	Review Complete	142	101	Yes	41

Water Supplier Name	Type	Submittal Date	Voluntary Submittal? (supplier is under the reporting threshold)	Review Status	2020 Target GPCD	2020 Actual GPCD	Achieved 2020 Target?	% Reduction from Baseline GPCD
San Diego County Water Authority	Wholesale	06/25/2021	No	Review Complete	N/A	N/A	N/A	N/A
San Dieguito Water District	Retail	06/15/2021	No	Review Complete	151	129	Yes	32
San Fernando City Of	Retail	06/29/2021	No	Review Complete	134	101	Yes	28
San Francisco Public Utilities Commission**	Both	06/28/2021	No	Review Complete	96	76	Yes	29
San Gabriel County Water District	Retail	06/30/2021	No	Review Complete	142	116	Yes	33
San Gabriel Valley Municipal Water District	Wholesale	06/30/2021	No	Review Complete	N/A	N/A	N/A	N/A
San Gabriel Valley Water Company	Retail	07/01/2021	No	Review Complete	142	112	Yes	30
San Gabriel Valley Water Company Fontana Division	Retail	07/01/2021	No	Review Complete	176	149	Yes	33
San Geronio Pass Water Agency	Wholesale	06/29/2021	No	Review in Progress	N/A	N/A	N/A	N/A
San Jacinto City Of	Retail	06/28/2021	No	Review Complete	147	131	Yes	29

Water Supplier Name	Type	Submittal Date	Voluntary Submittal? (supplier is under the reporting threshold)	Review Status	2020 Target GPCD	2020 Actual GPCD	Achieved 2020 Target?	% Reduction from Baseline GPCD
San Jose City Of	Retail	06/24/2021	No	Review Complete	145	118	Yes	35
San Jose Water Company	Retail	06/28/2021	No	Review Complete	127	109	Yes	29
San Juan Capistrano City Of	Retail	Not Submitted	No	N/A	183	N/A	N/A	N/A
San Juan Water District	Both	06/26/2021	No	Review Complete	413	377	Yes	27
San Lorenzo Valley Water District	Retail	07/08/2021	No	Review Complete	85	80	Yes	24
San Luis Obispo City Of	Retail	06/29/2021	No	Review Complete	117	94	Yes	24
San Luis Obispo County Flood Control And Water Conservation	Wholesale	10/26/2021	No	Review Complete	N/A	N/A	N/A	N/A
Sanger City Of	Retail	02/11/2022	No	Review Complete	176	175	Yes	20
Santa Ana City Of	Retail	06/25/2021	No	Review Complete	116	66	Yes	49
Santa Barbara City Of	Retail	07/01/2021	No	Review Complete	117	92	Yes	29
Santa Clara City Of	Retail	06/30/2021	No	Review Complete	186	124	Yes	47

Water Supplier Name	Type	Submittal Date	Voluntary Submittal? (supplier is under the reporting threshold)	Review Status	2020 Target GPCD	2020 Actual GPCD	Achieved 2020 Target?	% Reduction from Baseline GPCD
Santa Clara Valley Water District	Wholesale	06/21/2021	No	Review Complete	N/A	N/A	N/A	N/A
Santa Clarita Valley Water Agency	Retail	06/29/2021	No	Review Complete	220	205	Yes	25
Santa Cruz City Of	Retail	11/10/2021	No	Review Complete	110	74	Yes	34
Santa Fe Irrigation District	Retail	06/29/2021	No	Review Complete	510	412	Yes	35
Santa Fe Springs City Of	Retail	08/19/2021	No	Review Complete	250	223	Yes	29
Santa Margarita Water District	Retail	06/29/2021	No	Review Complete	169	129	Yes	39
Santa Maria City Of	Retail	07/01/2021	No	Review Complete	118	109	Yes	26
Santa Monica City Of	Retail	06/29/2021	No	Review Complete	123	103	Yes	33
Santa Paula City Of	Retail	06/30/2021	No	Review Complete	142	126	Yes	20
Santa Rosa City Of	Retail	06/28/2021	No	Review Complete	126	99	Yes	32
Scotts Valley Water District	Retail	07/08/2021	No	Review Complete	154	96	Yes	50
Seal Beach City Of	Retail	06/25/2021	No	Review Complete	142	95	Yes	39

Water Supplier Name	Type	Submittal Date	Voluntary Submittal? (supplier is under the reporting threshold)	Review Status	2020 Target GPCD	2020 Actual GPCD	Achieved 2020 Target?	% Reduction from Baseline GPCD
Serrano Water District	Retail	06/26/2021	Yes	Review Complete	373	359	Yes	23
Shafter City Of	Retail	06/28/2021	No	Review Complete	223	217	Yes	22
Shasta Lake City Of	Retail	06/30/2021	No	Review Complete	215	186	Yes	30
Sierra Madre City Of	Retail	08/10/2021	No	Review Complete	206	199	Yes	23
Signal Hill City Of	Retail	12/09/2021	No	Review Complete	157	146	Yes	26
Soledad City Of	Retail	07/27/2021	No	Review Complete	117	114	Yes	26
Sonoma City Of	Retail	06/25/2021	No	Review Complete	180	166	Yes	26
Sonoma County Water Agency	Wholesale	06/30/2021	No	Review Complete	N/A	N/A	N/A	N/A
Soquel Creek Water District	Retail	06/25/2021	No	Review Complete	113	77	Yes	39
South Coast Water District	Retail	06/29/2021	No	Review Complete	150	140	Yes	25
South Feather Water and Power	Retail	06/28/2021	No	Review in Progress	247	257	No	17
South Gate City Of	Retail	07/01/2021	No	Review Complete	100	89	Yes	13

Water Supplier Name	Type	Submittal Date	Voluntary Submittal? (supplier is under the reporting threshold)	Review Status	2020 Target GPCD	2020 Actual GPCD	Achieved 2020 Target?	% Reduction from Baseline GPCD
South Mesa Water Company	Retail	07/01/2021	Yes	Review Complete	225	204	Yes	28
South Pasadena City Of	Retail	11/29/2021	No	Review Complete	150	124	Yes	34
South San Joaquin Irrigation District	Wholesale	06/28/2021	No	Review Complete	N/A	N/A	N/A	N/A
South Tahoe Public Utility District	Retail	07/01/2021	No	Review Complete	174	173	Yes	20
Stockton City Of	Retail	06/21/2021	No	Review Complete	165	158	Yes	12
Stockton East Water District	Wholesale	07/01/2021	No	Review Complete	N/A	N/A	N/A	N/A
Suburban Water Systems - San Jose Hills	Retail	06/30/2021	No	Review Complete	142	127	Yes	25
Suburban Water Systems - Whittier/La Mirada	Retail	06/30/2021	No	Review Complete	151	149	Yes	21
Suisun - Solano Water Authority	Retail	Not Submitted	No	N/A	124	N/A	N/A	N/A
Sunny Slope Water Company	Retail	07/08/2021	No	Review Complete	142	128	Yes	22
Sunnyslope County Water District	Retail	06/25/2021	No	Review Complete	143	119	Yes	32

Water Supplier Name	Type	Submittal Date	Voluntary Submittal? (supplier is under the reporting threshold)	Review Status	2020 Target GPCD	2020 Actual GPCD	Achieved 2020 Target?	% Reduction from Baseline GPCD
Sunnyvale City Of	Retail	07/01/2021	No	Review Complete	139	115	Yes	32
Susanville City Of	Retail	Not Submitted	No	N/A	262	N/A	N/A	N/A
Sweetwater Authority	Retail	06/29/2021	No	Review Complete	116	75	Yes	40
Sweetwater Springs Water District	Retail	06/17/2021	No	Review in Progress	91	80	Yes	30
Tahoe City Public Utilities District	Retail	03/22/2022	Yes	Review Complete	236	193	Yes	34
Tehachapi City Of	Retail	Not Submitted	No	N/A	191	N/A	N/A	N/A
Tehachapi - Cummings County Water District	Wholesale	Not Submitted	No	N/A	N/A	N/A	N/A	N/A
Temescal Valley Water District	Retail	01/17/2022	No	Review Complete	199	178	Yes	29
Thermalito Water and Sewer District	Retail	05/19/2022	No	Review in Progress	205	205	Yes	19
Thousand Oaks City Of	Retail	06/28/2021	No	Review Complete	186	175	Yes	25

Water Supplier Name	Type	Submittal Date	Voluntary Submittal? (supplier is under the reporting threshold)	Review Status	2020 Target GPCD	2020 Actual GPCD	Achieved 2020 Target?	% Reduction from Baseline GPCD
Three Valleys Municipal Water District	Wholesale	06/28/2021	No	Review Complete	N/A	N/A	N/A	N/A
Torrance City Of	Retail	07/01/2021	No	Review Complete	142	108	Yes	31
Trabuco Canyon Water District	Retail	06/28/2021	No	Review Complete	200	159	Yes	40
Tracy City Of	Retail	06/25/2021	No	Review Complete	181	181	Yes	20
Triunfo Sanitation District/Oak Park Water Service	Both	10/26/2021	No	Review in Progress	183	158	Yes	31
Truckee - Donner Public Utilities District	Retail	06/29/2021	No	Review Complete	326	289	Yes	29
Tulare City Of	Retail	11/19/2021	No	Review Complete	242	219	Yes	28
Tuolumne Utilities District	Retail	07/01/2021	No	Review Complete	165	128	Yes	28
Turlock City Of	Retail	06/24/2021	No	Review Complete	284	250	Yes	30
Tustin City Of	Retail	06/29/2021	No	Review Complete	151	95	Yes	50

Water Supplier Name	Type	Submittal Date	Voluntary Submittal? (supplier is under the reporting threshold)	Review Status	2020 Target GPCD	2020 Actual GPCD	Achieved 2020 Target?	% Reduction from Baseline GPCD
Twentynine Palms Water District	Retail	06/29/2021	No	Review Complete	163	135	Yes	24
Ukiah City Of	Retail	06/25/2021	No	Review Complete	186	169	Yes	28
United Water Conservation District	Wholesale	06/23/2021	No	Review Complete	N/A	N/A	N/A	N/A
Upland City Of	Retail	06/26/2021	No	Review Complete	220	210	Yes	24
Upper San Gabriel Valley Municipal Water	Wholesale	06/29/2021	No	Review Complete	N/A	N/A	N/A	N/A
Vacaville City Of	Retail	06/25/2021	No	Review in Progress	164	168	No	11
Vallecitos Water District	Retail	06/29/2021	No	Review Complete	159	125	Yes	37
Vallejo City Of	Retail	10/26/2021	No	Review Complete	124	117	Yes	25
Valley Center Municipal Water District	Retail	06/30/2021	No	Review Complete	1415	556	Yes	69
Valley County Water District	Retail	06/30/2021	No	Review Complete	142	90	Yes	44

Water Supplier Name	Type	Submittal Date	Voluntary Submittal? (supplier is under the reporting threshold)	Review Status	2020 Target GPCD	2020 Actual GPCD	Achieved 2020 Target?	% Reduction from Baseline GPCD
Valley Of The Moon Water District	Retail	06/25/2021	No	Review Complete	124	102	Yes	28
Valley Water Company	Retail	07/01/2021	No	Review in Progress	284	320	No	10
Vaughn Water Company	Retail	07/01/2021	No	Review in Progress	307	317	No	18
Ventura County Waterworks District No 01 - Moorpark	Retail	06/30/2021	No	Review Complete	194	173	Yes	29
Ventura County Waterworks District No 08 - Simi Valley	Retail	06/03/2021	No	Review Complete	195	168	Yes	31
Vernon City Of	Retail	06/30/2021	No	Review Complete	89809	59814	Yes	40
Victorville Water District	Retail	07/01/2021	No	Review Complete	202	145	Yes	43
Vista Irrigation District	Retail	07/01/2021	No	Review Complete	142	109	Yes	38
Walnut Valley Water District	Retail	06/30/2021	No	Review Complete	169	149	Yes	30
Wasco City Of	Retail	06/24/2022	No	Review Complete	198	130	Yes	48
Water Facilities Authority	Wholesale	06/30/2021	No	Review Complete	N/A	N/A	N/A	N/A

Water Supplier Name	Type	Submittal Date	Voluntary Submittal? (supplier is under the reporting threshold)	Review Status	2020 Target GPCD	2020 Actual GPCD	Achieved 2020 Target?	% Reduction from Baseline GPCD
Watsonville City Of	Retail	07/01/2021	No	Review Complete	117	87	Yes	14
West Basin Municipal Water District	Wholesale	06/30/2021	No	Review Complete	N/A	N/A	N/A	N/A
West Kern Water District	Retail	06/30/2021	No	Review in Progress	189	185	Yes	22
West Sacramento City Of	Retail	12/06/2021	No	Review Complete	234	192	Yes	35
West Valley Water District	Retail	07/01/2021	No	Review Complete	232	201	Yes	29
Westborough Water District #	Retail	06/25/2021	No	Review Complete	124	72	Yes	14
Western Municipal Water District Of Riverside	Both	06/30/2021	No	Review Complete	352	235	Yes	45
Westminster City Of	Retail	06/25/2021	No	Review Complete	130	75	Yes	48
Whittier City Of	Retail	06/28/2021	No	Review Complete	134	122	Yes	21
Windsor Town Of	Retail	08/17/2021	No	Review Complete	130	119	Yes	25
Woodland City Of	Retail	07/01/2021	No	Review Complete	232	152	Yes	47

Water Supplier Name	Type	Submittal Date	Voluntary Submittal? (supplier is under the reporting threshold)	Review Status	2020 Target GPCD	2020 Actual GPCD	Achieved 2020 Target?	% Reduction from Baseline GPCD
Woodland-Davis Clean Water Agency	Wholesale	07/01/2021	No	Review Complete	N/A	N/A	N/A	N/A
Yorba Linda Water District	Retail	06/29/2021	No	Review Complete	237	188	Yes	36
Yreka City Of	Retail	06/28/2021	No	Review Complete	256	250	Yes	22
Yuba City	Retail	07/28/2021	No	Review Complete	192	179	Yes	25
Yucaipa Valley Water District	Retail	06/30/2021	No	Review in Progress	229	186	Yes	35

*These suppliers met their SB X7-7 2020 Target by way of their participation in a Regional Alliance. For more details on Regional Alliance, See Appendix B.

**These suppliers reported in their DRA (Chapter 7: Water Supply Reliability Assessment) that they may experience potential shortages during either single or multiple dry years. The Department does not verify supplier self-reported data and assumptions of local conditions.

Appendix B – Regional Alliance Reporting for the Water Conservation Act of 2009 (SB X7-7 2009)

This Appendix reports on Regional Alliance information as provided to DWR through 2020 UWMP reporting.

A Regional Alliance is a voluntary association of water suppliers that agree to plan, comply, and report as a region for purposes of the Water Conservation Act of 2009 (also referred to as SB X7-7 2009). Individual Retail Urban Water Suppliers were directed by the legislation to develop individual targets for 2020 water use but were also provided the option to jointly set and meet 2020 water use targets on a regional basis by way of these Regional Alliances. Members of a Regional Alliance may meet their 2020 target either individually or through a Regional Alliance. If a Regional Alliance meets its regional target, all suppliers in the alliance are deemed compliant with the requirements of the legislation.

2020 Regional Alliances

11 Regional Alliances reported their Alliance information to DWR in the 2020 UWMPs. All of these Alliances met their 2020 water use targets. Three Regional Alliances that reported their Alliance information in the 2015 round of UWMPs did not report their Alliance information in the 2020 round of UWMPs.

In the 2020 round of UWMPs, 82 Retail Urban Water Suppliers participated in a Regional Alliance. Nine additional suppliers participated in the Alliances, though they were not required to comply with the SB X7-7 legislation because they were either wholesale suppliers or were small retail suppliers under the reporting threshold.

Five Retail Urban Water Suppliers (City of Lakewood, Marin Municipal Water District, City of Martinez, California Water Service Company – Palos Verdes, and California Water Service Company – Bear Gulch) did not meet their individual 2020 water use targets but were able to comply with the legislation by meeting their targets by way of their membership in a Regional Alliance.

The table below provides detailed information on each Regional Alliance and their individual members.

This page left blank intentionally.

Name of Regional Alliance	Alliance 2020 Target	Alliance 2020 Actual GPCD	Did Alliance Meet 2020 Target?	Alliance Review Status	Member Agencies	Did UWS Meet Individual 2020 Target?
California Water Service Central Coast	120	116	Yes	Review Complete	California Water Service Company - King City	N/A**
California Water Service Central Coast	120	116	Yes	Review Complete	California Water Service Company - Salinas District	Yes
California Water Service Sacramento River	226	179	Yes	Review Complete	California Water Service Company - Chico District	Yes
California Water Service Sacramento River	226	179	Yes	Review Complete	California Water Service Company - Dixon, City of	Yes
California Water Service Sacramento River	226	179	Yes	Review Complete	California Water Service Company - Marysville	Yes
California Water Service Sacramento River	226	179	Yes	Review Complete	California Water Service Company - Oroville	Yes
California Water Service Sacramento River	226	179	Yes	Review Complete	California Water Service Company - Willows	N/A**
California Water Service San Francisco Bay	150	130	Yes	Review Complete	California Water Service Company - Bear Gulch	No

Name of Regional Alliance	Alliance 2020 Target	Alliance 2020 Actual GPCD	Did Alliance Meet 2020 Target?	Alliance Review Status	Member Agencies	Did UWS Meet Individual 2020 Target?
California Water Service San Francisco Bay	150	130	Yes	Review Complete	California Water Service Company - Livermore	Yes
California Water Service San Francisco Bay	150	130	Yes	Review Complete	California Water Service Company - Los Altos/Suburban	Yes
California Water Service San Francisco Bay	150	130	Yes	Review Complete	California Water Service Company - Mid Peninsula	Yes
California Water Service San Francisco Bay	150	130	Yes	Review Complete	California Water Service Company - South San Francisco	Yes
California Water Service South Coast	161	139	Yes	Review Complete	California Water Service Company - Dominguez	Yes
California Water Service South Coast	161	139	Yes	Review Complete	California Water Service Company - East Los Angeles	Yes
California Water Service South Coast	161	139	Yes	Review Complete	California Water Service Company - Hermosa/Redondo	Yes
California Water Service South Coast	161	139	Yes	Review Complete	California Water Service Company - Palos Verdes	No
California Water Service South Coast	161	139	Yes	Review Complete	California Water Service Company - Westlake	Yes

Name of Regional Alliance	Alliance 2020 Target	Alliance 2020 Actual GPCD	Did Alliance Meet 2020 Target?	Alliance Review Status	Member Agencies	Did UWS Meet Individual 2020 Target?
California Water Service Tulare Lake	222	182	Yes	Review Complete	California Water Service Company - Bakersfield	Yes
California Water Service Tulare Lake	222	182	Yes	Review Complete	California Water Service Company - Kern River Valley	N/A**
California Water Service Tulare Lake	222	182	Yes	Review Complete	California Water Service Company - Selma	Yes
California Water Service Tulare Lake	222	182	Yes	Review Complete	California Water Service Company - Visalia	Yes
Contra Costa	210	187	Yes	Review in Progress	Antioch, City of	Yes
Contra Costa	210	187	Yes	Review in Progress	Contra Costa Water District	Yes*
Contra Costa	210	187	Yes	Review in Progress	Diablo Water District	Yes
Contra Costa	210	187	Yes	Review in Progress	Golden State Water Company Bay Point	Yes
Contra Costa	210	187	Yes	Review in Progress	Martinez, City of	No*
Contra Costa	210	187	Yes	Review in Progress	Pittsburg, City of	Yes
Gateway	111	98	Yes	Review Complete	Bell Gardens, City of	N/A**

Name of Regional Alliance	Alliance 2020 Target	Alliance 2020 Actual GPCD	Did Alliance Meet 2020 Target?	Alliance Review Status	Member Agencies	Did UWS Meet Individual 2020 Target?
Gateway	111	98	Yes	Review Complete	Bellflower-Somerset Mutual Water Company	Yes
Gateway	111	98	Yes	Review Complete	Downey City of	Yes
Gateway	111	98	Yes	Review Complete	Lakewood City of	No
Gateway	111	98	Yes	Review Complete	Long Beach City of	Yes
Gateway	111	98	Yes	Review Complete	Lynwood City of	Yes
Gateway	111	98	Yes	Review Complete	Norwalk City of	Yes
Gateway	111	98	Yes	Review Complete	Paramount City of	Yes
Gateway	111	98	Yes	Review Complete	Pico Rivera City of	Yes
Gateway	111	98	Yes	Review Complete	Pico Water District	Yes
Gateway	111	98	Yes	Review Complete	Santa Fe Springs City of	Yes
Gateway	111	98	Yes	Review Complete	Signal Hill, City of	Yes
Gateway	111	98	Yes	Review Complete	South Gate City of	Yes

Name of Regional Alliance	Alliance 2020 Target	Alliance 2020 Actual GPCD	Did Alliance Meet 2020 Target?	Alliance Review Status	Member Agencies	Did UWS Meet Individual 2020 Target?
Gateway	111	98	Yes	Review Complete	Vernon City of	Yes
Gateway	111	98	Yes	Review Complete	Whittier City of	Yes
Inland Empire	194	171	Yes	Review Complete	Chino City of	Yes
Inland Empire	194	171	Yes	Review Complete	Chino Hills City of	Yes
Inland Empire	194	171	Yes	Review Complete	Cucamonga Valley Water District	Yes
Inland Empire	194	171	Yes	Review Complete	San Gabriel Valley Water Company - Fontana Division	Yes
Inland Empire	194	171	Yes	Review Complete	Inland Empire Utilities Agency	N/A**
Inland Empire	194	171	Yes	Review Complete	Monte Vista Water District	Yes
Inland Empire	194	171	Yes	Review Complete	Ontario City of	Yes
Inland Empire	194	171	Yes	Review Complete	San Antonio Water Company	N/A**
Inland Empire	194	171	Yes	Review Complete	Upland City of	Yes
North Marin-Sonoma	129	113	Yes	Review Complete	Cotati City of	N/A**

Name of Regional Alliance	Alliance 2020 Target	Alliance 2020 Actual GPCD	Did Alliance Meet 2020 Target?	Alliance Review Status	Member Agencies	Did UWS Meet Individual 2020 Target?
North Marin-Sonoma	129	113	Yes	Review Complete	Marin Municipal Water District	No
North Marin-Sonoma	129	113	Yes	Review Complete	North Marin Water District	Yes
North Marin-Sonoma	129	113	Yes	Review Complete	Petaluma City of	Yes
North Marin-Sonoma	129	113	Yes	Review Complete	Rohnert Park City of	Yes
North Marin-Sonoma	129	113	Yes	Review Complete	Santa Rosa City of	Yes
North Marin-Sonoma	129	113	Yes	Review Complete	Sonoma City of	Yes
North Marin-Sonoma	129	113	Yes	Review Complete	Valley of the Moon Water District	Yes
North Marin-Sonoma	129	113	Yes	Review Complete	Windsor, Town of	Yes
Olivenhain	204	150	Yes	Review Complete	Olivenhain Municipal Water District	Yes
Olivenhain	204	150	Yes	Review Complete	Rincon Del Diablo Municipal Water District	Yes
Olivenhain	204	150	Yes	Review Complete	San Dieguito Water District	Yes
Olivenhain	204	150	Yes	Review Complete	Vallecitos Water District	Yes

Name of Regional Alliance	Alliance 2020 Target	Alliance 2020 Actual GPCD	Did Alliance Meet 2020 Target?	Alliance Review Status	Member Agencies	Did UWS Meet Individual 2020 Target?
Orange County	159	109	Yes	Review in Progress	Anaheim City of	Yes
Orange County	159	109	Yes	Review in Progress	Brea City of	Yes
Orange County	159	109	Yes	Review in Progress	Buena Park City of	Yes
Orange County	159	109	Yes	Review in Progress	East Orange County Water District	N/A**
Orange County	159	109	Yes	Review in Progress	El Toro Water District	Yes
Orange County	159	109	Yes	Review in Progress	Fountain Valley City of	Yes
Orange County	159	109	Yes	Review in Progress	Fullerton City of	Yes
Orange County	159	109	Yes	Review in Progress	Garden Grove City of	Yes
Orange County	159	109	Yes	Review in Progress	Golden State Water Company Placentia	Yes
Orange County	159	109	Yes	Review in Progress	Huntington Beach City of	Yes
Orange County	159	109	Yes	Review in Progress	Irvine Ranch Water District	Yes
Orange County	159	109	Yes	Review in Progress	La Habra City of Public Works	Yes
Orange County	159	109	Yes	Review in Progress	La Palma City of	Yes

Name of Regional Alliance	Alliance 2020 Target	Alliance 2020 Actual GPCD	Did Alliance Meet 2020 Target?	Alliance Review Status	Member Agencies	Did UWS Meet Individual 2020 Target?
Orange County	159	109	Yes	Review in Progress	Laguna Beach County Water District	Yes
Orange County	159	109	Yes	Review in Progress	Mesa Consolidated Water District	Yes
Orange County	159	109	Yes	Review in Progress	Moulton Niguel Water District	Yes
Orange County	159	109	Yes	Review in Progress	Newport Beach City of	Yes
Orange County	159	109	Yes	Review in Progress	Orange City of	Yes
Orange County	159	109	Yes	Review in Progress	San Clemente City of	Yes
Orange County	159	109	Yes	Review in Progress	San Juan Capistrano City of	UWMP not submitted
Orange County	159	109	Yes	Review in Progress	Santa Ana City of	Yes
Orange County	159	109	Yes	Review in Progress	Santa Margarita Water District	Yes
Orange County	159	109	Yes	Review in Progress	Seal Beach City of	Yes
Orange County	159	109	Yes	Review in Progress	Serrano Water District	N/A**
Orange County	159	109	Yes	Review in Progress	South Coast Water District	Yes
Orange County	159	109	Yes	Review in Progress	Trabuco Canyon Water District	Yes

Name of Regional Alliance	Alliance 2020 Target	Alliance 2020 Actual GPCD	Did Alliance Meet 2020 Target?	Alliance Review Status	Member Agencies	Did UWS Meet Individual 2020 Target?
Orange County	159	109	Yes	Review in Progress	Tustin City of	Yes
Orange County	159	109	Yes	Review in Progress	Westminster City of	Yes
Orange County	159	109	Yes	Review in Progress	Yorba Linda Water District	Yes
Hollister Urban Area	126	Not Reported	Not Reported	Not submitted	Hollister City of	Yes
Hollister Urban Area	126	Not Reported	Not Reported	Not submitted	San Benito County Water District	N/A**
Hollister Urban Area	126	Not Reported	Not Reported	Not submitted	Sunnyslope County Water District	Yes
Tehachapi	179	Not Reported	Not Reported	Not submitted	Bear Valley Community Services District	N/A**
Tehachapi	179	Not Reported	Not Reported	Not submitted	Golden Hills Community Services District	N/A**
Tehachapi	179	Not Reported	Not Reported	Not submitted	Stallion Springs Community Services District	N/A**
Tehachapi	179	Not Reported	Not Reported	Not submitted	Tehachapi, City of	UWMP not submitted
Tehachapi	179	Not Reported	Not Reported	Not submitted	Tehachapi-Cummings County Water District	UWMP not submitted

Name of Regional Alliance	Alliance 2020 Target	Alliance 2020 Actual GPCD	Did Alliance Meet 2020 Target?	Alliance Review Status	Member Agencies	Did UWS Meet Individual 2020 Target?
West Basin Municipal Water District	175	Not Reported	Not Reported	Not submitted	El Segundo City of	Yes
West Basin Municipal Water District	175	Not Reported	Not Reported	Not submitted	Hawthorne City of	Yes
West Basin Municipal Water District	175	Not Reported	Not Reported	Not submitted	Lomita City of	Yes
West Basin Municipal Water District	175	Not Reported	Not Reported	Not submitted	Los Angeles County Public Works Waterworks District 29	Yes
West Basin Municipal Water District	175	Not Reported	Not Reported	Not submitted	Manhattan Beach City of	Yes
West Basin Municipal Water District	175	Not Reported	Not Reported	Not submitted	West Basin Municipal Water District	N/A**

*DWR review is still in progress. Results of the review may change the status regarding whether the UWS met their individual compliance or not.

**This supplier is not required to set or meet 2020 target, either because it is a wholesaler or under the reporting threshold.

Appendix C – Annual Statewide GPCD Values and Sources

Year	Population-Weighted GPCD	Data Sources
1990	217	Water Plan/Dept. of Finance
1991	189	Water Plan/Dept. of Finance
1992	193	Water Plan/Dept. of Finance
1993	196	Water Plan/Dept. of Finance
1994	214	Water Plan/Dept. of Finance
1995	205	Water Plan/Dept. of Finance
1996	193	2010 UWMP/Dept. of Finance
1997	195	2010 UWMP/Dept. of Finance
1998	178	2010 UWMP/Dept. of Finance
1999	200	2010 UWMP/Dept. of Finance
2000	203	2005 UWMP/2010 UWMP/Dept. of Finance
2001	193	2010 UWMP/Dept. of Finance
2002	196	2010 UWMP/Dept. of Finance
2003	190	2010 UWMP/Dept. of Finance
2004	196	2010 UWMP/Dept. of Finance
2005	182	2010 UWMP/Dept. of Finance
2006	185	2010 UWMP/Dept. of Finance
2007	191	2010 UWMP/Dept. of Finance
2008	178	2010 UWMP/Dept. of Finance
2009	185	eAR/Dept. of Finance
2010	196	2010 UWMP/Dept. of Finance
2011	171	eAR/Dept. of Finance
2012	173	eAR/Dept. of Finance
2013	169	eAR/Dept. of Finance
2014	155	eAR/Dept. of Finance
2015	133	2015 UWMP/Dept. of Finance
2016	133	eAR/Dept. of Finance
2017	143	eAR/Dept. of Finance
2018	139	eAR/Dept. of Finance
2019	140	eAR/Dept. of Finance
2020	136	2020 UWMP/Dept. of Finance

This page left blank intentionally.