

Appendix C. Data Comparing the Daily USGS Tidally Filtered Old and Middle River Flow Gauge Readings (USGS OMR) and the Old and Middle River Index Calculations (OMRI) in Water Year 2020

Figures

Figure C-1 Comparison of Daily USGS OMR and OMRI	C-3
Figure C-2 Comparison of 5-day USGS OMR and OMRI	C-4
Figure C-3 Comparison of 14-day USGS OMR and OMRI	C-5

Tables

Table C-1 Raw USGS OMR Data	6
Table C-2 Raw OMRI Data	16

Figure C-1 Comparison of Daily USGS OMR and OMRI

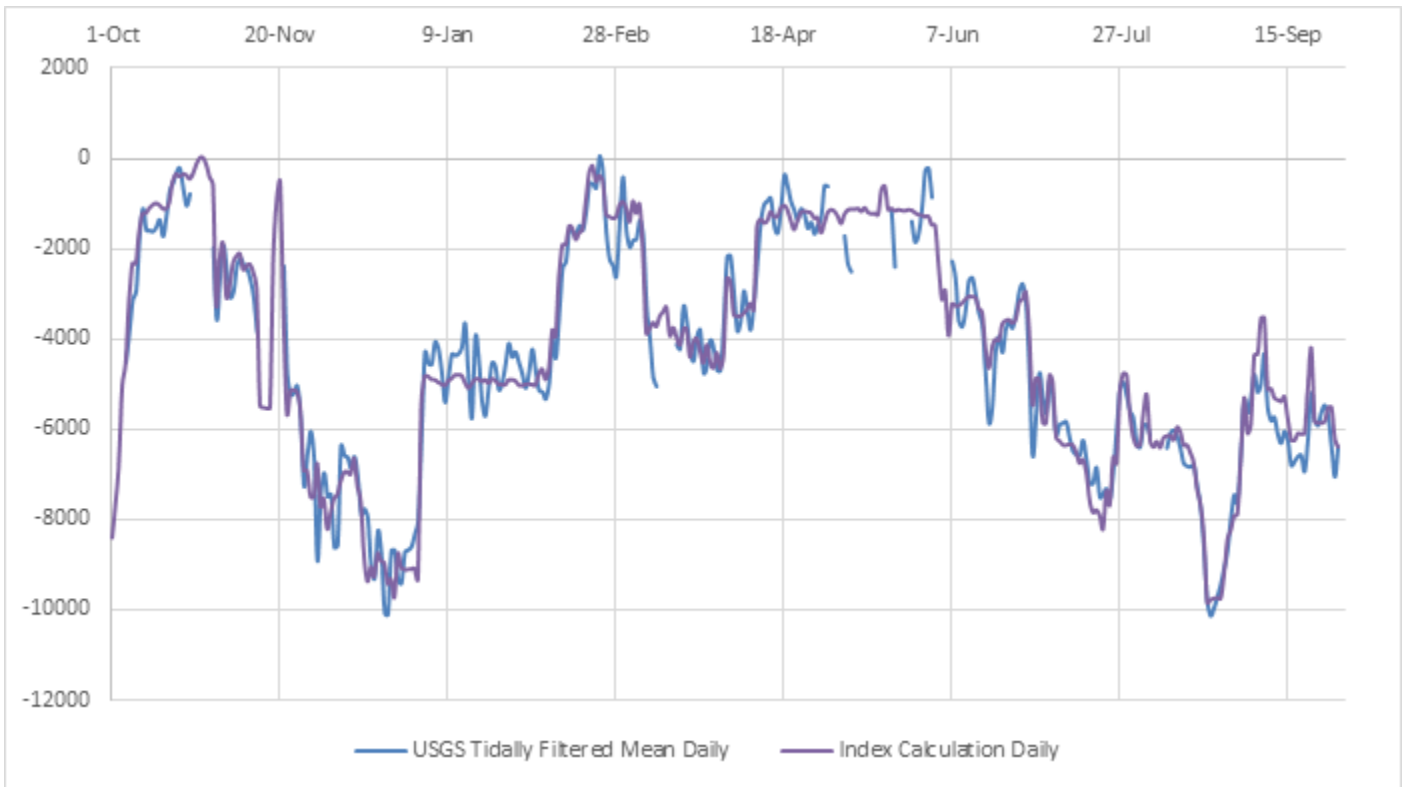


Figure C-2 Comparison of 5-day USGS OMR and OMRI

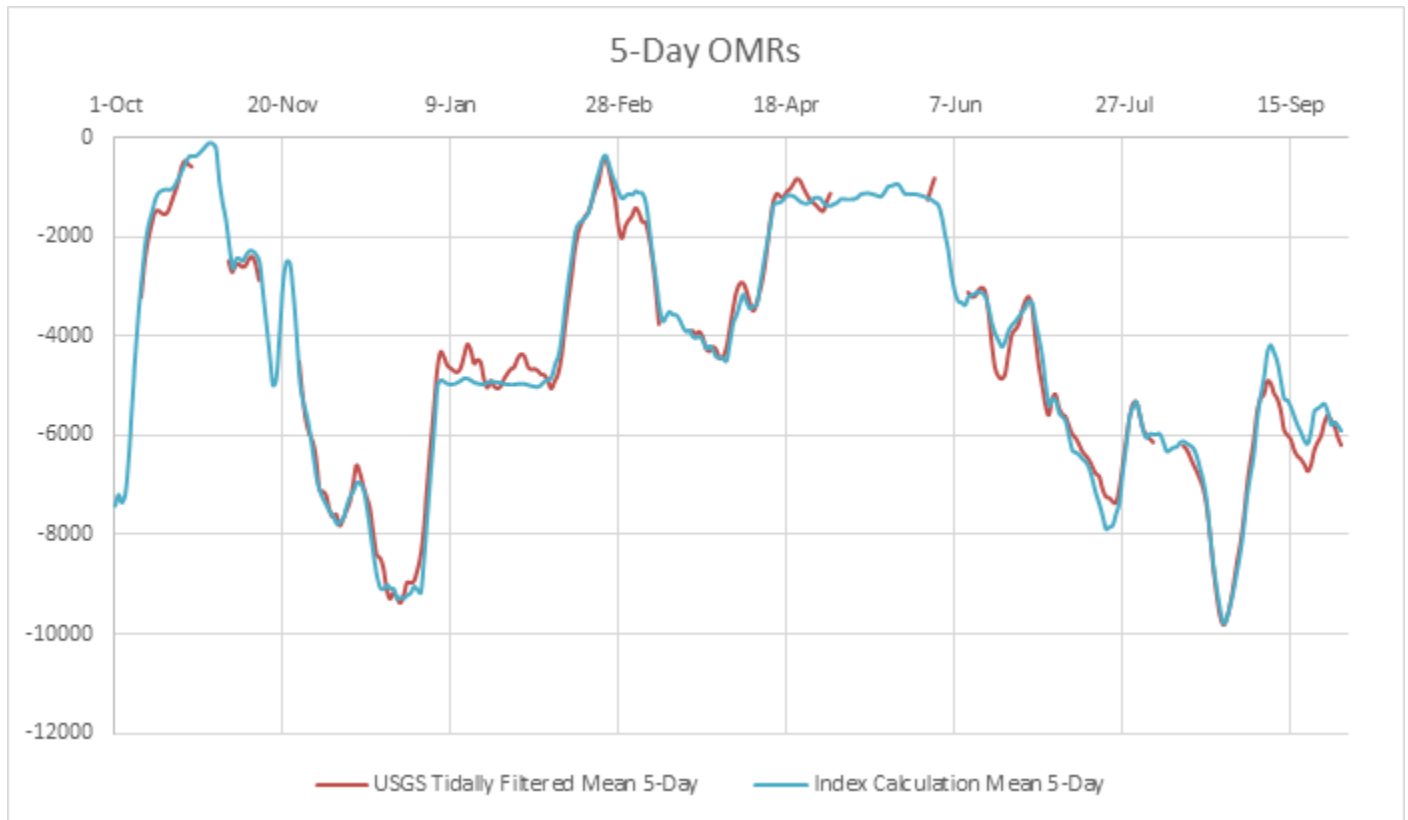


Figure C-3 Comparison of 14-day USGS OMR and OMRI

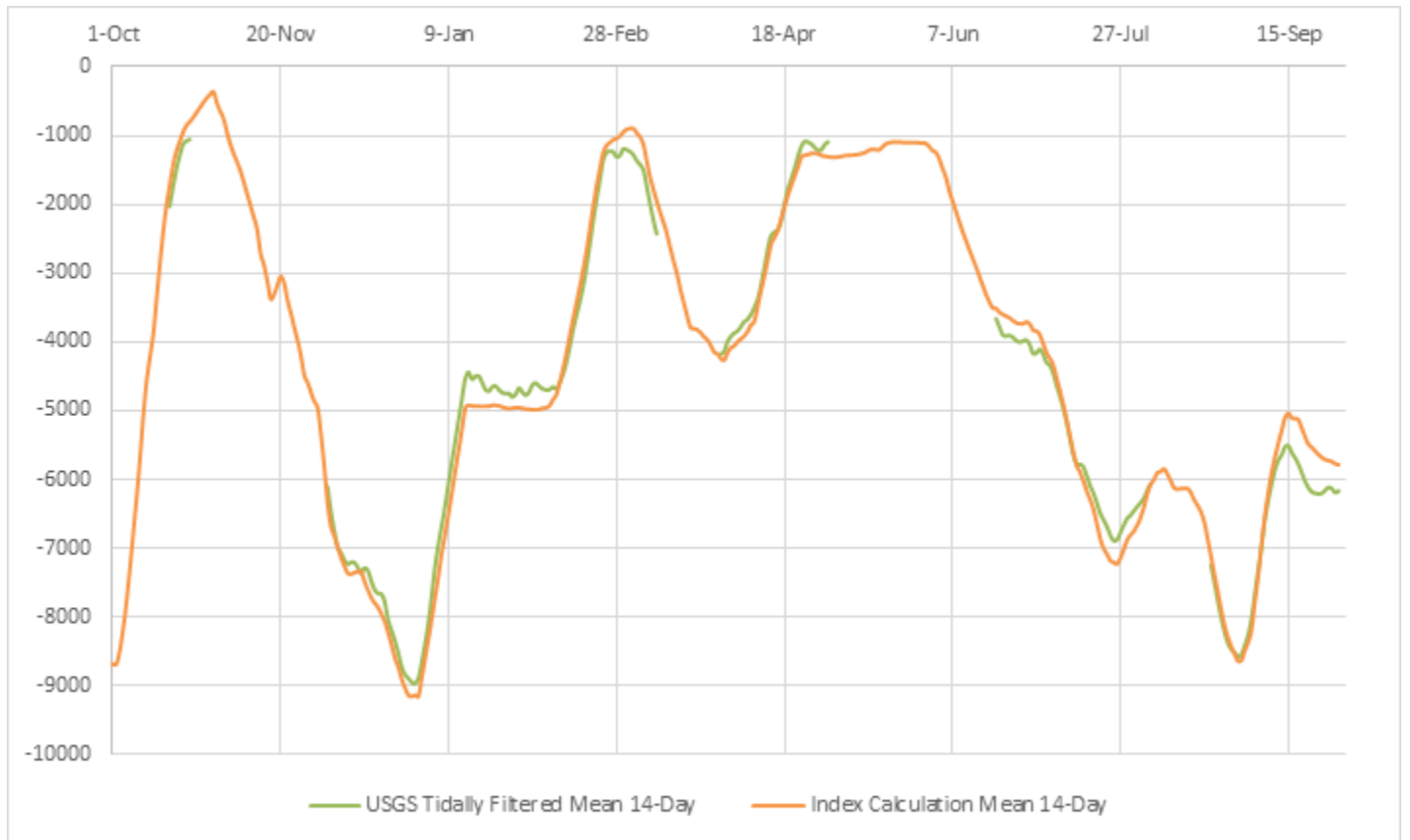


Table C-1 Raw USGS OMR Data

Date	Mean Daily OMR (cfs)	Mean 5-Day OMR (cfs)	Mean 14-Day OMR (cfs)
10/1/2019	ND	ND	ND
10/2/2019	ND	ND	ND
10/3/2019	ND	ND	ND
10/4/2019	ND	ND	ND
10/5/2019	4490	ND	ND
10/6/2019	3810	ND	ND
10/7/2019	3100	ND	ND
10/8/2019	2910	ND	ND
10/9/2019	1721	3206	ND
10/10/2019	1087	2526	ND
10/11/2019	1567	2077	ND
10/12/2019	1570	1771	ND
10/13/2019	1599	1509	ND
10/14/2019	1499	1464	ND
10/15/2019	1344	1516	ND
10/16/2019	1706	1544	ND
10/17/2019	1255	1481	ND
10/18/2019	684	1298	2024
10/19/2019	521	1102	1741
10/20/2019	288	891	1489
10/21/2019	201	590	1282
10/22/2019	634	466	1120
10/23/2019	1027	534	1070
10/24/2019	766	583	1047
10/25/2019	ND	ND	ND
10/26/2019	ND	ND	ND
10/27/2019	ND	ND	ND
10/28/2019	ND	ND	ND
10/29/2019	ND	ND	ND
10/30/2019	ND	ND	ND
10/31/2019	1963	ND	ND
11/1/2019	3560	ND	ND
11/2/2019	2540	ND	ND
11/3/2019	1912	ND	ND
11/4/2019	2450	2485	ND
11/5/2019	3060	2704	ND
11/6/2019	2930	2578	ND

Date	Mean Daily OMR (cfs)	Mean 5-Day OMR (cfs)	Mean 14-Day OMR (cfs)
11/7/2019	2352	2541	ND
11/8/2019	2198	2598	ND
11/9/2019	2333	2575	ND
11/10/2019	2414	2445	ND
11/11/2019	2670	2393	ND
11/12/2019	3060	2535	ND
11/13/2019	3830	2861	2662
11/14/2019	ND	ND	ND
11/15/2019	ND	ND	ND
11/16/2019	ND	ND	ND
11/17/2019	ND	ND	ND
11/18/2019	ND	ND	ND
11/19/2019	ND	ND	ND
11/20/2019	ND	ND	ND
11/21/2019	2370	ND	ND
11/22/2019	4750	ND	ND
11/23/2019	5220	ND	ND
11/24/2019	5180	ND	ND
11/25/2019	5030	4510	ND
11/26/2019	5740	5184	ND
11/27/2019	7240	5682	ND
11/28/2019	6560	5950	ND
11/29/2019	6030	6120	ND
11/30/2019	6660	6446	ND
12/1/2019	8900	7078	ND
12/2/2019	7420	7114	ND
12/3/2019	6950	7192	ND
12/4/2019	7480	7482	6109
12/5/2019	7430	7636	6471
12/6/2019	8610	7578	6746
12/7/2019	8550	7804	6984
12/8/2019	6350	7684	7068
12/9/2019	6560	7500	7177
12/10/2019	6610	7336	7239
12/11/2019	6850	6984	7211
12/12/2019	6590	6592	7214
12/13/2019	7050	6732	7286
12/14/2019	7880	6996	7374
12/15/2019	7750	7224	7291

Date	Mean Daily OMR (cfs)	Mean 5-Day OMR (cfs)	Mean 14-Day OMR (cfs)
12/16/2019	7960	7446	7330
12/17/2019	9030	7934	7479
12/18/2019	9290	8382	7608
12/19/2019	8230	8452	7665
12/20/2019	8720	8646	7673
12/21/2019	10060	9066	7781
12/22/2019	10090	9278	8048
12/23/2019	8680	9156	8199
12/24/2019	8670	9244	8346
12/25/2019	9310	9362	8522
12/26/2019	9400	9230	8723
12/27/2019	8720	8956	8842
12/28/2019	8660	8952	8898
12/29/2019	8590	8936	8958
12/30/2019	8310	8736	8983
12/31/2019	8000	8456	8909
1/1/2020	6140	7940	8684
1/2/2020	4280	7064	8402
1/3/2020	4520	6250	8102
1/4/2020	4540	5496	7708
1/5/2020	4050	4706	7276
1/6/2020	4190	4316	6956
1/7/2020	4710	4402	6673
1/8/2020	5390	4576	6393
1/9/2020	4830	4634	6066
1/10/2020	4320	4688	5752
1/11/2020	4350	4720	5444
1/12/2020	4310	4640	5139
1/13/2020	4170	4396	4843
1/14/2020	3637	4157	4531
1/15/2020	4860	4265	4440
1/16/2020	5730	4541	4543
1/17/2020	3940	4467	4502
1/18/2020	4420	4517	4493
1/19/2020	5360	4862	4587
1/20/2020	5690	5028	4694
1/21/2020	5050	4892	4718
1/22/2020	4510	5006	4656
1/23/2020	4600	5042	4639

Date	Mean Daily OMR (cfs)	Mean 5-Day OMR (cfs)	Mean 14-Day OMR (cfs)
1/24/2020	5110	4992	4696
1/25/2020	4940	4842	4738
1/26/2020	4540	4740	4754
1/27/2020	4080	4654	4748
1/28/2020	4380	4610	4801
1/29/2020	4270	4442	4759
1/30/2020	4510	4356	4671
1/31/2020	4760	4400	4730
2/1/2020	5070	4598	4776
2/2/2020	4710	4664	4730
2/3/2020	4210	4652	4624
2/4/2020	4700	4690	4599
2/5/2020	5120	4762	4643
2/6/2020	5150	4778	4682
2/7/2020	5310	4898	4696
2/8/2020	4950	5046	4697
2/9/2020	3960	4898	4656
2/10/2020	4410	4756	4679
2/11/2020	3440	4414	4612
2/12/2020	2410	3834	4479
2/13/2020	2267	3297	4319
2/14/2020	1582	2822	4092
2/15/2020	1598	2259	3844
2/16/2020	1704	1912	3629
2/17/2020	1467	1724	3433
2/18/2020	1571	1584	3210
2/19/2020	1178	1504	2928
2/20/2020	547	1293	2600
2/21/2020	539	1060	2259
2/22/2020	628	893	1950
2/23/2020	72	564	1662
2/24/2020	267	382	1366
2/25/2020	1576	588	1233
2/26/2020	2210	922	1219
2/27/2020	2350	1266	1225
2/28/2020	2590	1799	1297
2/29/2020	1389	2023	1282
3/1/2020	389	1786	1188
3/2/2020	1574	1658	1195

Date	Mean Daily OMR (cfs)	Mean 5-Day OMR (cfs)	Mean 14-Day OMR (cfs)
3/3/2020	1945	1577	1222
3/4/2020	1792	1418	1266
3/5/2020	1763	1493	1353
3/6/2020	1350	1685	1411
3/7/2020	1698	1710	1487
3/8/2020	3240	1969	1724
3/9/2020	3950	2400	1987
3/10/2020	4840	3016	2220
3/11/2020	5030	3752	2421
3/12/2020	ND	ND	ND
3/13/2020	ND	ND	ND
3/14/2020	ND	ND	ND
3/15/2020	ND	ND	ND
3/16/2020	ND	ND	ND
3/17/2020	4100	ND	ND
3/18/2020	4200	ND	ND
3/19/2020	3260	ND	ND
3/20/2020	3600	ND	ND
3/21/2020	4240	3880	ND
3/22/2020	4470	3954	ND
3/23/2020	3940	3902	ND
3/24/2020	3790	4008	ND
3/25/2020	4730	4234	ND
3/26/2020	4570	4300	ND
3/27/2020	4010	4208	ND
3/28/2020	4200	4260	ND
3/29/2020	4670	4436	ND
3/30/2020	4680	4426	4176
3/31/2020	3710	4254	4148
4/1/2020	2161	3884	4002
4/2/2020	2135	3471	3922
4/3/2020	2907	3119	3872
4/4/2020	3800	2943	3841
4/5/2020	3590	2919	3778
4/6/2020	2920	3070	3705
4/7/2020	3330	3309	3672
4/8/2020	3780	3484	3605
4/9/2020	3160	3356	3504
4/10/2020	2301	3098	3382

Date	Mean Daily OMR (cfs)	Mean 5-Day OMR (cfs)	Mean 14-Day OMR (cfs)
4/11/2020	1420	2798	3183
4/12/2020	1004	2333	2921
4/13/2020	927	1762	2653
4/14/2020	856	1302	2449
4/15/2020	1445	1130	2398
4/16/2020	1641	1175	2363
4/17/2020	1144	1203	2237
4/18/2020	354	1088	1991
4/19/2020	586	1034	1776
4/20/2020	928	931	1634
4/21/2020	1122	827	1476
4/22/2020	1337	865	1302
4/23/2020	1095	1014	1154
4/24/2020	1209	1138	1076
4/25/2020	1527	1258	1084
4/26/2020	1396	1313	1112
4/27/2020	1653	1376	1164
4/28/2020	1465	1450	1207
4/29/2020	1300	1468	1197
4/30/2020	588	1280	1122
5/1/2020	600	1121	1083
5/2/2020	ND	ND	ND
5/3/2020	ND	ND	ND
5/4/2020	ND	ND	ND
5/5/2020	ND	ND	ND
5/6/2020	1695	ND	ND
5/7/2020	2325	ND	ND
5/8/2020	2490	ND	ND
5/9/2020	ND	ND	ND
5/10/2020	ND	ND	ND
5/11/2020	ND	ND	ND
5/12/2020	ND	ND	ND
5/13/2020	ND	ND	ND
5/14/2020	926	ND	ND
5/15/2020	ND	ND	ND
5/16/2020	ND	ND	ND
5/17/2020	ND	ND	ND
5/18/2020	ND	ND	ND
5/19/2020	ND	ND	ND

Date	Mean Daily OMR (cfs)	Mean 5-Day OMR (cfs)	Mean 14-Day OMR (cfs)
5/20/2020	1124	ND	ND
5/21/2020	2386	ND	ND
5/22/2020	ND	ND	ND
5/23/2020	ND	ND	ND
5/24/2020	ND	ND	ND
5/25/2020	ND	ND	ND
5/26/2020	1374	ND	ND
5/27/2020	1834	ND	ND
5/28/2020	1661	ND	ND
5/29/2020	1133	ND	ND
5/30/2020	251	1251	ND
5/31/2020	199	1016	ND
6/1/2020	843	817	ND
6/2/2020	ND	ND	ND
6/3/2020	ND	ND	ND
6/4/2020	ND	ND	ND
6/5/2020	ND	ND	ND
6/6/2020	ND	ND	ND
6/7/2020	2258	ND	ND
6/8/2020	2631	ND	ND
6/9/2020	3580	ND	ND
6/10/2020	3710	ND	ND
6/11/2020	3370	3110	ND
6/12/2020	2689	3196	ND
6/13/2020	2623	3194	ND
6/14/2020	2983	3075	ND
6/15/2020	3410	3015	ND
6/16/2020	3670	3075	ND
6/17/2020	4730	3483	ND
6/18/2020	5850	4129	ND
6/19/2020	5490	4630	ND
6/20/2020	4260	4800	3661
6/21/2020	3920	4850	3780
6/22/2020	4280	4760	3898
6/23/2020	3770	4344	3911
6/24/2020	3590	3964	3903
6/25/2020	3740	3860	3929
6/26/2020	3400	3756	3980
6/27/2020	2940	3488	4002

Date	Mean Daily OMR (cfs)	Mean 5-Day OMR (cfs)	Mean 14-Day OMR (cfs)
6/28/2020	2760	3286	3986
6/29/2020	3170	3202	3969
6/30/2020	4590	3372	4035
7/1/2020	6560	4004	4166
7/2/2020	5750	4566	4159
7/3/2020	4740	4962	4105
7/4/2020	5230	5374	4174
7/5/2020	5630	5582	4296
7/6/2020	4890	5248	4340
7/7/2020	5320	5162	4451
7/8/2020	6100	5434	4630
7/9/2020	5890	5566	4784
7/10/2020	5850	5610	4959
7/11/2020	5820	5796	5164
7/12/2020	6170	5966	5408
7/13/2020	6470	6040	5644
7/14/2020	6540	6170	5783
7/15/2020	6570	6314	5784
7/16/2020	6230	6396	5818
7/17/2020	6640	6490	5954
7/18/2020	7180	6632	6093
7/19/2020	7190	6762	6204
7/20/2020	6830	6814	6343
7/21/2020	7490	7066	6498
7/22/2020	7420	7222	6592
7/23/2020	7300	7246	6693
7/24/2020	7560	7320	6815
7/25/2020	6950	7344	6896
7/26/2020	6000	7046	6884
7/27/2020	5070	6576	6784
7/28/2020	4940	6104	6669
7/29/2020	5230	5638	6574
7/30/2020	5580	5364	6527
7/31/2020	5740	5312	6463
8/1/2020	6320	5562	6401
8/2/2020	6380	5850	6344
8/3/2020	5920	5988	6279
8/4/2020	5880	6048	6164
8/5/2020	6130	6126	6071

Date	Mean Daily OMR (cfs)	Mean 5-Day OMR (cfs)	Mean 14-Day OMR (cfs)
8/6/2020	ND	ND	ND
8/7/2020	ND	ND	ND
8/8/2020	ND	ND	ND
8/9/2020	ND	ND	ND
8/10/2020	6400	ND	ND
8/11/2020	6080	ND	ND
8/12/2020	6000	ND	ND
8/13/2020	6120	ND	ND
8/14/2020	6400	6200	ND
8/15/2020	6740	6268	ND
8/16/2020	6800	6412	ND
8/17/2020	6820	6576	ND
8/18/2020	6780	6708	ND
8/19/2020	7240	6876	ND
8/20/2020	7700	7068	ND
8/21/2020	8600	7428	ND
8/22/2020	9790	8022	ND
8/23/2020	10120	8690	7256
8/24/2020	9950	9232	7510
8/25/2020	9700	9632	7769
8/26/2020	9440	9800	8014
8/27/2020	9080	9658	8226
8/28/2020	8700	9374	8390
8/29/2020	7990	8982	8479
8/30/2020	7440	8530	8525
8/31/2020	7620	8166	8582
9/1/2020	6540	7658	8565
9/2/2020	5350	6988	8430
9/3/2020	5630	6516	8282
9/4/2020	5290	6086	8046
9/5/2020	4770	5516	7687
9/6/2020	5160	5240	7333
9/7/2020	4970	5164	6977
9/8/2020	4310	4900	6592
9/9/2020	5490	4940	6310
9/10/2020	5790	5144	6075
9/11/2020	5720	5256	5862
9/12/2020	6090	5480	5726
9/13/2020	6290	5876	5644

Date	Mean Daily OMR (cfs)	Mean 5-Day OMR (cfs)	Mean 14-Day OMR (cfs)
9/14/2020	6030	5984	5531
9/15/2020	6230	6072	5509
9/16/2020	6780	6284	5611
9/17/2020	6700	6406	5687
9/18/2020	6590	6466	5780
9/19/2020	6560	6572	5908
9/20/2020	6920	6710	6034
9/21/2020	6200	6594	6121
9/22/2020	5180	6290	6184
9/23/2020	5780	6128	6204
9/24/2020	5900	5996	6212
9/25/2020	5610	5734	6204
9/26/2020	5450	5584	6159
9/27/2020	5690	5686	6116
9/28/2020	6360	5802	6139
9/29/2020	7040	6030	6197
9/30/2020	6380	6184	6169

Table C-2 Raw OMRI Data

Date	Daily OMR (cfs)	Mean 5-Day OMR (cfs)	Mean 14-Day OMR (cfs)
10/1/2019	8413	7412	8678
10/2/2019	7652	7188	8682
10/3/2019	6750	7346	8510
10/4/2019	5036	7181	8194
10/5/2019	4546	6479	7811
10/6/2019	3163	5429	7331
10/7/2019	2321	4363	6826
10/8/2019	2333	3480	6293
10/9/2019	1633	2799	5739
10/10/2019	1220	2134	5122
10/11/2019	1214	1744	4583
10/12/2019	1098	1500	4235
10/13/2019	1028	1239	3890
10/14/2019	989	1110	3386
10/15/2019	1027	1071	2858
10/16/2019	1102	1049	2390
10/17/2019	1115	1052	1988
10/18/2019	963	1039	1697
10/19/2019	498	941	1408
10/20/2019	340	804	1206
10/21/2019	397	663	1068
10/22/2019	346	509	927
10/23/2019	359	388	836
10/24/2019	451	379	781
10/25/2019	341	379	718
10/26/2019	133	326	649
10/27/2019	13	254	575
10/28/2019	25	177	503
10/29/2019	131	114	439
10/30/2019	417	129	390
10/31/2019	590	220	352
11/1/2019	3254	873	516
11/2/2019	2215	1322	638
11/3/2019	1876	1670	748
11/4/2019	3070	2201	939
11/5/2019	2793	2641	1114
11/6/2019	2304	2451	1253

Date	Daily OMR (cfs)	Mean 5-Day OMR (cfs)	Mean 14- Day OMR (cfs)
11/7/2019	2162	2441	1375
11/8/2019	2115	2489	1502
11/9/2019	2462	2367	1668
11/10/2019	2379	2284	1839
11/11/2019	2342	2292	2008
11/12/2019	2528	2365	2179
11/13/2019	2889	2520	2356
11/14/2019	5481	3124	2705
11/15/2019	5528	3753	2867
11/16/2019	5541	4393	3105
11/17/2019	5533	4994	3366
11/18/2019	2144	4845	3300
11/19/2019	895	3928	3164
11/20/2019	520	2927	3037
11/21/2019	3433	2505	3128
11/22/2019	5643	2527	3380
11/23/2019	5155	3129	3572
11/24/2019	5140	3978	3769
11/25/2019	5178	4910	3972
11/26/2019	5551	5334	4188
11/27/2019	6916	5588	4476
11/28/2019	6924	5942	4579
11/29/2019	7501	6414	4720
11/30/2019	7504	6879	4860
12/1/2019	6763	7122	4948
12/2/2019	7720	7282	5346
12/3/2019	7540	7406	5821
12/4/2019	8218	7549	6370
12/5/2019	7867	7622	6687
12/6/2019	7553	7780	6824
12/7/2019	7457	7727	6988
12/8/2019	7163	7652	7132
12/9/2019	6966	7401	7260
12/10/2019	6954	7218	7360
12/11/2019	7003	7108	7367
12/12/2019	6649	6947	7347
12/13/2019	7276	6969	7331
12/14/2019	7617	7100	7339

Date	Daily OMR (cfs)	Mean 5-Day OMR (cfs)	Mean 14- Day OMR (cfs)
12/15/2019	8851	7479	7488
12/16/2019	9387	7956	7607
12/17/2019	9067	8440	7716
12/18/2019	9278	8840	7792
12/19/2019	8767	9070	7856
12/20/2019	8934	9086	7955
12/21/2019	8978	9005	8063
12/22/2019	9435	9078	8226
12/23/2019	9338	9090	8395
12/24/2019	9741	9285	8594
12/25/2019	8771	9253	8721
12/26/2019	9069	9271	8893
12/27/2019	9123	9208	9025
12/28/2019	9118	9164	9133
12/29/2019	9110	9038	9151
12/30/2019	9101	9104	9131
12/31/2019	9341	9159	9150
1/1/2020	5468	8428	8878
1/2/2020	4837	7571	8597
1/3/2020	4829	6715	8304
1/4/2020	4900	5875	8013
1/5/2020	4908	4988	7690
1/6/2020	4962	4887	7377
1/7/2020	5004	4921	7039
1/8/2020	5038	4963	6772
1/9/2020	4932	4969	6477
1/10/2020	4883	4964	6174
1/11/2020	4800	4931	5865
1/12/2020	4800	4891	5558
1/13/2020	4813	4846	5251
1/14/2020	4976	4854	4939
1/15/2020	5089	4896	4912
1/16/2020	4997	4935	4924
1/17/2020	4898	4954	4929
1/18/2020	4884	4969	4927
1/19/2020	4949	4963	4930
1/20/2020	4903	4926	4926
1/21/2020	4983	4923	4925

Date	Daily OMR (cfs)	Mean 5-Day OMR (cfs)	Mean 14- Day OMR (cfs)
1/22/2020	4888	4921	4914
1/23/2020	4925	4930	4913
1/24/2020	5006	4941	4922
1/25/2020	5019	4964	4938
1/26/2020	5019	4971	4953
1/27/2020	4913	4976	4961
1/28/2020	4910	4973	4956
1/29/2020	4930	4958	4944
1/30/2020	5025	4959	4947
1/31/2020	5041	4964	4957
2/1/2020	5008	4983	4966
2/2/2020	5000	5001	4969
2/3/2020	5011	5017	4977
2/4/2020	5025	5017	4980
2/5/2020	4793	4968	4973
2/6/2020	4667	4899	4955
2/7/2020	4901	4880	4947
2/8/2020	4645	4806	4921
2/9/2020	3800	4561	4834
2/10/2020	3947	4392	4765
2/11/2020	2637	3986	4602
2/12/2020	1916	3389	4387
2/13/2020	1913	2843	4165
2/14/2020	1501	2383	3912
2/15/2020	1551	1904	3665
2/16/2020	1794	1735	3436
2/17/2020	1641	1680	3195
2/18/2020	1565	1610	2948
2/19/2020	940	1498	2673
2/20/2020	311	1250	2362
2/21/2020	156	922	2023
2/22/2020	501	694	1727
2/23/2020	375	456	1482
2/24/2020	485	366	1235
2/25/2020	1230	549	1134
2/26/2020	1286	775	1089
2/27/2020	1318	939	1047
2/28/2020	1296	1123	1032

Date	Daily OMR (cfs)	Mean 5-Day OMR (cfs)	Mean 14- Day OMR (cfs)
2/29/2020	1033	1233	995
3/1/2020	955	1178	935
3/2/2020	1096	1140	896
3/3/2020	1399	1156	884
3/4/2020	942	1085	885
3/5/2020	1212	1121	949
3/6/2020	1011	1132	1010
3/7/2020	2046	1322	1120
3/8/2020	3878	1818	1371
3/9/2020	3774	2384	1606
3/10/2020	3638	2869	1777
3/11/2020	3722	3412	1952
3/12/2020	3499	3702	2107
3/13/2020	3402	3607	2258
3/14/2020	3298	3512	2419
3/15/2020	3926	3569	2632
3/16/2020	3749	3575	2821
3/17/2020	3964	3668	3004
3/18/2020	4141	3815	3233
3/19/2020	3783	3912	3416
3/20/2020	3778	3883	3614
3/21/2020	4402	4013	3782
3/22/2020	4066	4034	3796
3/23/2020	3989	4004	3811
3/24/2020	4272	4101	3856
3/25/2020	4538	4253	3915
3/26/2020	4129	4199	3960
3/27/2020	4520	4290	4040
3/28/2020	4643	4420	4136
3/29/2020	4303	4427	4163
3/30/2020	4661	4451	4228
3/31/2020	4367	4499	4257
4/1/2020	2655	4126	4150
4/2/2020	2712	3740	4074
4/3/2020	3462	3571	4051
4/4/2020	3494	3338	3986
4/5/2020	3494	3163	3946
4/6/2020	3435	3319	3906

Date	Daily OMR (cfs)	Mean 5-Day OMR (cfs)	Mean 14- Day OMR (cfs)
4/7/2020	3347	3446	3840
4/8/2020	3211	3396	3745
4/9/2020	3354	3368	3690
4/10/2020	1484	2966	3473
4/11/2020	1341	2548	3237
4/12/2020	1428	2164	3032
4/13/2020	1380	1798	2797
4/14/2020	1178	1362	2570
4/15/2020	1283	1322	2472
4/16/2020	1281	1310	2369
4/17/2020	1105	1245	2201
4/18/2020	1032	1176	2025
4/19/2020	1137	1168	1857
4/20/2020	1364	1184	1709
4/21/2020	1572	1242	1582
4/22/2020	1379	1297	1451
4/23/2020	1192	1329	1297
4/24/2020	1168	1335	1274
4/25/2020	1180	1298	1263
4/26/2020	1204	1225	1247
4/27/2020	1319	1213	1242
4/28/2020	1311	1236	1252
4/29/2020	1643	1331	1278
4/30/2020	1432	1382	1288
5/1/2020	1196	1380	1295
5/2/2020	1132	1343	1302
5/3/2020	1166	1314	1304
5/4/2020	1287	1242	1299
5/5/2020	1436	1243	1289
5/6/2020	1235	1251	1279
5/7/2020	1139	1253	1275
5/8/2020	1125	1245	1272
5/9/2020	1128	1213	1268
5/10/2020	1105	1147	1261
5/11/2020	1170	1134	1250
5/12/2020	1090	1124	1235
5/13/2020	1192	1137	1202
5/14/2020	1227	1157	1188

Date	Daily OMR (cfs)	Mean 5-Day OMR (cfs)	Mean 14- Day OMR (cfs)
5/15/2020	1210	1178	1189
5/16/2020	1245	1193	1197
5/17/2020	688	1113	1163
5/18/2020	612	997	1115
5/19/2020	1129	977	1093
5/20/2020	1102	955	1083
5/21/2020	1158	938	1085
5/22/2020	1132	1027	1085
5/23/2020	1146	1133	1086
5/24/2020	1158	1139	1090
5/25/2020	1133	1145	1087
5/26/2020	1145	1143	1091
5/27/2020	1203	1157	1092
5/28/2020	1244	1177	1093
5/29/2020	1255	1196	1096
5/30/2020	1286	1226	1099
5/31/2020	1283	1254	1142
6/1/2020	1470	1307	1203
6/2/2020	1484	1356	1228
6/3/2020	2358	1576	1318
6/4/2020	3126	1944	1459
6/5/2020	2931	2274	1587
6/6/2020	3930	2766	1786
6/7/2020	3231	3115	1934
6/8/2020	3260	3295	2086
6/9/2020	3263	3323	2237
6/10/2020	3203	3377	2380
6/11/2020	3121	3216	2514
6/12/2020	3056	3180	2643
6/13/2020	3069	3142	2770
6/14/2020	3081	3106	2899
6/15/2020	3326	3130	3031
6/16/2020	3417	3190	3169
6/17/2020	4211	3421	3302
6/18/2020	4651	3737	3411
6/19/2020	4168	3955	3499
6/20/2020	4003	4090	3504
6/21/2020	4031	4213	3561

Date	Daily OMR (cfs)	Mean 5-Day OMR (cfs)	Mean 14- Day OMR (cfs)
6/22/2020	3664	4103	3590
6/23/2020	3596	3892	3614
6/24/2020	3577	3774	3641
6/25/2020	3657	3705	3679
6/26/2020	3559	3611	3715
6/27/2020	3188	3516	3724
6/28/2020	3118	3420	3726
6/29/2020	2964	3297	3700
6/30/2020	3809	3328	3728
7/1/2020	5446	3705	3817
7/2/2020	4880	4043	3833
7/3/2020	4910	4402	3886
7/4/2020	5849	4979	4018
7/5/2020	5868	5390	4149
7/6/2020	4810	5263	4231
7/7/2020	4964	5280	4329
7/8/2020	6178	5534	4514
7/9/2020	6266	5617	4701
7/10/2020	6355	5715	4900
7/11/2020	6360	6025	5127
7/12/2020	6340	6300	5357
7/13/2020	6366	6337	5600
7/14/2020	6526	6389	5794
7/15/2020	6758	6470	5888
7/16/2020	6679	6534	6016
7/17/2020	6969	6660	6163
7/18/2020	7589	6904	6288
7/19/2020	7857	7170	6430
7/20/2020	7799	7378	6643
7/21/2020	7931	7629	6855
7/22/2020	8221	7879	7001
7/23/2020	7373	7836	7080
7/24/2020	7688	7802	7175
7/25/2020	6625	7567	7194
7/26/2020	6765	7334	7225
7/27/2020	5133	6717	7136
7/28/2020	4766	6195	7011
7/29/2020	4805	5619	6871

Date	Daily OMR (cfs)	Mean 5-Day OMR (cfs)	Mean 14- Day OMR (cfs)
7/30/2020	5689	5432	6801
7/31/2020	6185	5316	6745
8/1/2020	6380	5565	6658
8/2/2020	6349	5882	6551
8/3/2020	5641	6049	6396
8/4/2020	5242	5960	6204
8/5/2020	6267	5976	6065
8/6/2020	6399	5980	5995
8/7/2020	6279	5966	5895
8/8/2020	6414	6120	5880
8/9/2020	6197	6311	5839
8/10/2020	6158	6290	5912
8/11/2020	6145	6239	6011
8/12/2020	6243	6231	6114
8/13/2020	5960	6141	6133
8/14/2020	6069	6115	6125
8/15/2020	6360	6155	6123
8/16/2020	6357	6198	6124
8/17/2020	6536	6256	6188
8/18/2020	6760	6416	6296
8/19/2020	7350	6672	6373
8/20/2020	7686	6938	6465
8/21/2020	8395	7345	6616
8/22/2020	9859	8010	6862
8/23/2020	9791	8616	7119
8/24/2020	9762	9099	7377
8/25/2020	9746	9511	7634
8/26/2020	9761	9784	7885
8/27/2020	9237	9659	8119
8/28/2020	8456	9392	8290
8/29/2020	8246	9089	8424
8/30/2020	7924	8725	8536
8/31/2020	7895	8352	8633
9/1/2020	6684	7841	8628
9/2/2020	5306	7211	8482
9/3/2020	6101	6782	8369
9/4/2020	5894	6376	8190
9/5/2020	4364	5670	7798

Date	Daily OMR (cfs)	Mean 5-Day OMR (cfs)	Mean 14- Day OMR (cfs)
9/6/2020	4342	5201	7408
9/7/2020	3546	4849	6964
9/8/2020	3535	4336	6521
9/9/2020	5114	4180	6189
9/10/2020	5106	4329	5894
9/11/2020	5313	4523	5669
9/12/2020	5354	4885	5463
9/13/2020	5387	5255	5281
9/14/2020	5292	5290	5096
9/15/2020	5772	5423	5030
9/16/2020	6236	5608	5097
9/17/2020	6256	5789	5108
9/18/2020	6101	5931	5123
9/19/2020	6117	6096	5248
9/20/2020	6095	6161	5373
9/21/2020	5035	5921	5479
9/22/2020	4210	5511	5528
9/23/2020	5822	5456	5578
9/24/2020	5871	5406	5633
9/25/2020	5868	5361	5672
9/26/2020	5829	5520	5706
9/27/2020	5535	5785	5717
9/28/2020	5521	5725	5733
9/29/2020	6234	5797	5766
9/30/2020	6397	5903	5778

